

Year	Herbicides 2,4-D &/or 2,4,5-T (lb)	Herbicides, NEC (lbs)	Plant Growth Regulators	Pest. NSPF + GrowthRegs	Pesticides Unspec	Organophosphate Insecticides	DDT Formulas 20-74%	DDT formulas 75%	Insecticides (lb)
1958	11,845	17,842							
1959	41,606 + 13,520†	19,187 + 17,218†							6,702+ 18,000†
1960	83,917 + 6,000†	58,015 + 34,643†							
1961	96,510	506 + 14,078†							
1962	87,843 + 9,589†						61,629	280,817	
1963	118,668	85,719 + 9,978†		203,836 + 15,714†	4,329,236		18,120	371,500	20,066 + 6,400†
1964	57,918	188,769 + 9,470†							32,250 + 4,000†
1965	**	61,750				34,162			208,816
1966	**	191,597							
1967	**	244,692							
1968	36,784	249,948							
1969	49,217	669,972				156,029			
1970	115,831	508,141							
1971		397,850							
1972	188,422	945,475				38,400	96,400		66,706
1973	88,672	1,310,628				132,337		275,573	144,232
1974	211,576	2,174,707	75,394			78,161	140,921	155,450	480,433
1975	183,053	127,374							
1976	265,544	339,460							
1977	127,439	173,431							
1978	133,441	595,120	83,894	153,442	122,477	39,546 + 255,931			
1979	148,002	446,290	155,410	393,641		70,512 + 42,183			
1980	102,664 + 95,100	682,692	272,143	420,132	4,250 + 146,948	77,053		85,554	60,529

NOTES: † indicates two country listings: Panama and Canal Zone

** Alvin Young, Ph.D. indicates in *Agent Orange Controversy in Republic of South Korea* that demands for 2,4,5-T exceeded supply beginning in 1965-1967, so all supplies went into rainbow herbicides.

Category designations changed over the years. As a result, totals will change. Mixed and unmixed categories are combined. Eventually there was only one DDT category.

Year	Herbicides 2,4-D &/or 2,4,5-T (lb)	Herbicides, NEC (lbs)	Plant Growth Regulators	Pest. NSPF + GrowthRegs	Pesticides Unspec	Organophosphate Insecticides	DDT Formulas 20-74%	DDT formulas 75%	Insecticides (lb)
1981	87,817	469,270	431,942	382,652 + 68,111		102,507			435,227
1982	No records found yet								
1983	No records found yet								
1984	No records found yet								
1985		446,290	161,284	1,055,073	92,164	42,183			91,478
1986		484,626	132,500	1,069,584 + 53,302		36,537 + 41,856		34,928	193,141 + 21,197
1987		538,671	260,928	870,340 + 129,974		50,671 + 52,994		17,420	176,548
TOTALS	2,360,978	11,538,828	1,573,495	4,815,801	4,695,075	1,347,589	327,790	1,221,242	1,977,296
Combined	Herbicides = 20,289,102 pounds				4,695,075	Insecticides = 4,873,917 pounds			
	Total DDT: 1,549,032								

NOTES: † indicates two country listings: Panama and Canal Zone

** Alvin Young, Ph.D. indicates in *Agent Orange Controversy in Republic of South Korea* that demands for 2,4,5-T exceeded supply beginning in 1965-1967, so all supplies went into rainbow herbicides.

Category designations changed over the years. As a result, totals will change. Mixed and unmixed categories are combined. Eventually there was only one DDT category.

(The figures in this report reflect fully compiled data for shipments valued \$500 and over, and estimated data for shipments valued \$100-\$499 based on a 10% sample of such shipments to Canada and a 50% sample of such shipments to other countries. See introductory statement of this report for description of sampling procedure, reliability of data for shipments to countries other than Canada, and an explanation regarding the use of the number in the sample which precedes Canada to determine reliability of data for shipments to Canada. Information on all shipments valued at less than \$100 is reported under Schedule B number 99920.)

SCHEDULE B NUMBER, COMMODITY DESCRIPTION, AND UNIT OF QUANTITY

Country of destination	Net quantity	Value (Dollars)
FRANCE	95700	33468
PORTUGL	1000	966
LEBANON	5187	2354
IRAN	331906	141852
JORDAN	500	276
ARABIA	21582	11014
PAKISTN	32213	39514
THAILND	45195	31310
VIET NM	14100	8638
FED MAL	18022	7826
PHIL R	72380	36404
KOR REP	8500	13723
AUSTRAL	4050	11295
T PAC I	430	446
ALGERIA	28700	10512
EGYPT	47985	22379
SUDAN	8705	4055
LIBERIA	29171	12833
BELG CO	26182	9182
MOZAMBO	4500	3308
U SO AF	21200	7326
82070 DDT FORMULATIONS CONTAINING 75 PERCENT OR MORE ODT-CNT LB		
TOTAL	861530111	27284309**
1 CANADA	5000	2920
MEXICO	21982199	963297
GUATMAL	937705	286647
BR HOND	31050	18105
SALVADR	605400	186767
HONDURA	274800	82986
NICARAG	370588	114581
C RICA	129052	40004
PANAMA	11000	512
CUBA	116250	38288
DOM REP	395150	133670
BARBADO	21250	787
TRINID	97050	29784
COLOMB	1585300	504169
VENEZ	527075	156073
B GUIAN	21900	982
SURINAM	27000	8895
ECUADOR	625875	189201
PERU	971275	291488
BOLIVIA	246000	76154
CHILE	204580	67133
BRAZIL	51276633	1610063
PARAGUA	1800	720
URUGUAY	46051	17182
ARGENT	117000	38640
NETHLD	22000	4160
FRANCE	920	260
GREECE	45000	9000
TURKEY	433025	132268
LEBANON	113404	36347
IRAQ	150000	49420
IRAN	846200	195606
S ARAB	16534	6448
AFGHAN	73500	22950
INDIA	56787584	18403815
PAKISTN	384495	123013
CEYLON	525000	165855
BURMA	1207500	359247
THAILND	435000	132156
VIET NM	2185327	593240
LAOS	188925	49624
CAMBOD	129500	42580
INDONESIA	5324975	148624
PHIL R	1318101	374272
KOR REP	14936	3320
JAPAN	5060	4260
AUSTRAL	81865	23059
N ZEAL	255756	66482
MOROC	12525	4150
ALGERIA	38000	9890
LIBYA	21506	883
OW AF	113250	37357
LIBERIA	242812	79390
BELG CO	1620	635
ETHIOP	40020	8808
BR E AF	78075	21689
MOZAMBO	5250	3003
U SO AF	24463	5946
82075 BENZENE HEXACHLORIDE, TECH, & FRM-FPCT & MORE GAMMA IS BHCNT LB		
TOTAL	219891034	2330590**
2 CANADA	5690	9428
MEXICO	218567	158216
GUATMAL	6350	6190
SALVADR	40569	23487
HONDURA	162	646

SCHEDULE B NUMBER, COMMODITY DESCRIPTION, AND UNIT OF QUANTITY

Country of destination	Net quantity	Value (Dollars)
NICARAG	45788	26851
PANAMA	200	540
CANAL Z	2800	702
BAHAMAS	1860	2736
CUBA	73935	93524
DOM REP	51816	5816
COLOMB	16080	14824
VENEZ	11739	12827
ECUADOR	19161	17601
PERU	14668	12900
BOLIVIA	6384	8365
CHILE	3360	3360
BRAZIL	21207883	17711340
GRELCE	31963	24310
IRAN	5101	7366
ISRAEL	15450	11590
JORDAN	15465	11997
S ARAB	250	788
PAKISTN	480	720
THAILND	1960	1996
KOR REP	233364	97418
EGYPT	821	1097
U SO AF	5350	3816
82080 HERBICIDES, 2, 4-D & 2, 4, 5-T AS PARENT ACID-CNT LB		
TOTAL	81796373	4251147**
22 CANADA	31950533	20433741
MEXICO	300952	114812
GUATMAL	105493	47492
BR HOND	440	939
SALVADR	12829	7011
HONDURA	61383	33858
NICARAG	35109	15102
C RICA	217189	67086
PANAMA	83917	44748
CANAL Z	6000	3476
BERMUDA	1600	880
BAHAMAS	950	522
CUBA	416371	156087
JAMAICA	120042	54628
DOM REP	29759	7283
LW WW I	69642	20167
BARBADO	48943	23162
COLOMB	1510356	728461
EGYPT	184171	94177
B GUIAN	92560	26657
SURINAM	9898	8503
ECUADOR	47266	21253
PERU	67044	24731
BOLIVIA	2300	862
CHILE	91838	41186
BRAZIL	69699	57578
URUGUAY	50298	30027
ARGENT	3424	4112
SWEDEN	17961	8506
NORWAY	28330	14167
U KING	3561	6066
NETHLD	13750	16281
BELGIUM	1000	2140
FRANCE	25307	26061
FINLAND	90	224
SPAIN	7420	6312
ITALY	70103	37512
YUGOSLV	44000	15972
GREECE	11023	3381
LEBANON	3864	655
ISRAEL	7564	6924
INDIA	25396	9104
PAKISTN	61037	14070
VIET NM	1944	3096
FED MAL	6128	5638
SNGAPOR	668	890
INDONESIA	2100	1130
PHIL R	103437	39031
TAIWAN	5050	3594
AUSTRAL	164156	63314
N ZEAL	94844	42817
FR P IS	5340	2324
MOROC	22398	8705
EGYPT	22680	12020
ANGOLA	600	360
LIBERIA	10000	3007
BELG CO	750	718
DOM REP	4200	3905
BR E AF	33325	12547
U SO AF	404871	202115
82085 HERBICIDES, NEC-LB		
TOTAL	10010682	5405447**
21 CANADA	3155111	1933023
MEXICO	307944	165800

SCHEDULE B NUMBER, COMMODITY DESCRIPTION, AND UNIT OF QUANTITY

Country of destination	Net quantity	Value (Dollars)
GUATMAL	57772	22797
SALVADR	13087	4605
HONDURA	24786	6456
NICARAG	113856	17406
C RICA	176120	69708
PANAMA	58015	28958
CANAL Z	34643	29429
BERMUDA	1100	636
BAHAMAS	1760	1254
CUBA	129550	38882
JAMAICA	162497	113080
DOM REP	217662	54589
LW WW I	3269	1892
BARBADO	22889	10583
TRINID	58610	48730
COLOMB	273264	83990
VENEZ	288554	142395
B GUIAN	94261	27670
SURINAM	12500	5678
ECUADOR	49261	18588
PERU	12000	8896
BOLIVIA	240	394
CHILE	54119	30590
BRAZIL	104838	66511
URUGUAY	42150	23818
ARGENT	83049	59219
ICELAND	1340	1856
SWEDEN	37156	19058
NORWAY	2250	900
DENMARK	41365	75114
U KING	224313	229586
NETHLD	255784	108367
BELGIUM	16270	9028
FRANCE	3628	31367
W GERM	19085	14749
AUSTRIA	1000	916
SWITZLD	13660	8842
FINLAND	37803	9531
USSR	3527	4466
SPAIN	10984	5727
ITALY	61705	30707
YUGOSLV	800	684
GREECE	1740	646
IRAN	19800	5920
ISRAEL	57584	43925
S ARAB	6800	2045
INDIA	13650	30381
PAKISTN	22571	16977
CEYLON	20000	16215
THAILND	4550	5486
VIET NM	8150	7335
CAMBOD	4400	3960
FED MAL	486740	357415
SNGAPOR	72640	55280
INDONESIA	13500	8458
PHIL R	61829	39818
O PASTA	5600	1456
KOR REP	1000	504
TAIWAN	13500	6285
JAPAN	1004554	225740
AUSTRAL	187315	161929
N ZEAL	392712	335272
MOROC	47550	11850
EGYPT	385400	89753
CNRY IS	225	1035
OW EQAF	4480	1232
GHANA	1000	252
NIGERIA	5000	4400
LIBERIA	110090	33427
BELG CO	2906	3883
MAURIT	128200	72495
MOZAMBO	9920	20948
U SO AF	632645	266387
RHOD NY	8400	6692
82210 AGRICULTURAL SULPHUR, NEC EXCEPT FORMULATIONS-LB		
TOTAL	14462411	397150**
2 CANADA	606232	17195
MEXICO	200180	7990
SALVADR	5000	684
C RICA	13310	332
BERMUDA	21100	948
CUBA	497018	13462
COLOMB	10500	1333
VENEZ	218901	8476
ECUADOR	37078	3367
PERU	708479	18535
BRAZIL	2130017	51505
URUGUAY	65592	3017
SYRIA	22200	775

Original from

UNIVERSITY OF ILLINOIS AT URBANA-CHAMPAIGN

Panama received 83,917 pounds for the year 1960
 The CZ received 6,000 pounds for the year 1960

Generated on 2019-09-17 22:58 GMT / http://hdl.handle.net/2027/uiug.30112/19576798
 Public Domain, Google-digitized / http://www.hathitrust.org/access_use#pd-google

(The figures in this report reflect fully compiled data for shipments valued \$500 and over, and estimated data for shipments valued \$100-\$499 based on a 10% sample of such shipments to Canada and a 50% sample of such shipments to other countries. See introductory statement of this report for description of sampling procedure, reliability of data for shipments to countries other than Canada, and an explanation regarding the use of the number in the sample which precedes Canada to determine reliability of data for shipments to Canada. Information on all shipments valued at less than \$100 is reported under Schedule B number 99920.)

SCHEDULE B NUMBER, COMMODITY DESCRIPTION, AND UNIT OF QUANTITY		
Country of destination	Net quantity	Value (Dollars)
URUGUAY	28,655	7,112
SWEDEN	64,650	12,538
DENMARK	80,000	13,600
NETHLS	250,450	51,749
BELGIUM	55,100	11,697
FRANCE	4,500	978
GREECE	61,600	15,670
TURKEY	953,575	201,063
IRAQ	4,409	1,139
IRAN	2,200	561
S ARAB	44,092	12,070
PAKISTN	193,500	39,925
CEYLON	14,000	3,344
THAILND	136,050	34,105
SINGAPOR	76,000	15,887
INDNSIA	113,514	25,078
PHIL R	257,000	46,475
KOR REP	15,976	3,600
AUSTRAL	313,800	62,773
N ZEAL	2,756,875	524,911
MOROC	10,000	2,050
EGYPT	983,550	201,368
GHANA	1,000	210
LIBERIA	5,883	1,134
REP CON	77,200	19,145
BR E AF	52,046	11,770
82065 DDT FORMULATIONS CONTAINING 20 TO 74 PERCENT DDT-CNT LB		
TOTAL	3,867,242	1,677,269**
3 CANADA	335,942	133,874
MEXICO	28,533	13,300
GUATMAL	676,311	316,353
SALVADR	469,416	268,320
HONDURA	28,476	12,295
NICARAG	88,382	20,385
C RICA	3,360	1,744
PANAMA	10,720	3,522
BERMUDA	2,407	884
BAHAMAS	3,258	961
JAMAICA	620	456
HAITI	6,130	1,963
DOM REP	6,510	3,110
N ANTIL	1,505	432
COLOMB	909,802	363,963
VENEZ	88,207	32,897
ECUADOR	7,060	3,658
PERU	73,913	27,156
BOLIVIA	2,675	1,008
BRAZIL	93,245	33,625
URUGUAY	35,258	12,587
FRANCE	68,941	27,124
ITALY	1,440	810
SYRIA	2,850	1,119
LEBANON	39,305	14,848
IRAQ	2,205	936
IRAN	10,524	3,944
THAILND	15,567	5,851
FED MAL	26,045	9,151
INDNSIA	32,578	15,931
PHIL R	35,373	14,901
NEW GUI	2,770	872
T PAC I	2,460	796
ALGERIA	10,000	3,600
LIBYA	2,842	864
EGYPT	114,692	35,824
SUDAN	571,685	259,955
O W AF	1,235	564
GHANA	2,265	934
MADEIRA	3,300	1,551
LIBERIA	3,600	1,610
REP CON	22,947	11,809
MOZAMBO	10,000	7,350
U SO AF	10,628	3,720
RHOD NY	2,250	712
82070 DDT FORMULATIONS CONTAINING 75 PERCENT OR MORE DDT-CNT LB		
TOTAL	76,751,260	19,325,926**
CANADA	116,684	28,853
MEXICO	949,627	259,912
GUATMAL	1,276,600	348,310
BR HOND	78,700	22,649
SALVADR	458,100	118,586
HONDURA	358,650	95,549
NICARAG	954,875	222,232
C RICA	217,612	55,172
PANAMA	3,733	1,058
CANAL Z	75,000	17,750
BAHAMAS	2,250	636
JAMAICA	800	216
HAITI	227,550	58,148

SCHEDULE B NUMBER, COMMODITY DESCRIPTION, AND UNIT OF QUANTITY		
Country of destination	Net quantity	Value (Dollars)
DOM REP	224,700	53,092
LW WW I	2,250	660
BARBADO	3,375	990
TRINID	88,000	18,326
N ANTIL	1,152	340
COLOMB	1,849,759	512,013
VENEZ	508,013	169,489
B GUIAN	3,000	612
ECUADOR	734,786	237,897
PERU	357,948	96,090
BOLIVIA	117,800	31,681
CHILE	379,126	113,557
BRAZIL	3,646,918	938,953
PARAGUA	2,200	550
ARGENT	92,550	24,693
NORWAY	6,880	1,800
U KING	11,000	2,558
NETHLS	88,380	25,498
FRANCE	45,000	13,770
PORTUGL	800	206
GREECE	292,494	75,891
TURKEY	1,544,950	433,813
IRAN	1,085,625	281,947
JORDAN	19,800	3,798
KUWAIT	187,500	55,500
S ARAB	53,869	18,601
AFGHAN	559,050	157,321
INDIA	33,374,770	8,265,724
PAKISTN	1,238,562	310,662
NEPAL	706,550	207,824
CEYLON	450,000	130,780
BURMA	639,025	176,939
THAILND	616,220	161,604
VIET NM	3,410,460	851,613
LAOS	48,990	11,859
CAMBOD	226,875	63,009
FED MAL	5,538	1,553
SINGAPOR	159,750	43,057
INDNSIA	15,333,895	3,651,610
PHIL R	455,202	121,776
SO ASIA	2,175	511
JAPAN	223,236	85,307
AUSTRAL	140,877	33,511
NEW GUI	17,075	4,278
N ZEAL	622,180	125,848
MOROC	255,300	55,644
ALGERIA	35,000	9,200
EGYPT	1,147,186	253,279
CAMROUN	47,925	13,547
GHANA	295,450	81,158
NIGERIA	26,925	10,046
LIBERIA	11,875	2,779
REP CON	265,763	72,543
ETHIOP	290,000	60,169
FR SOML	10,000	1,830
BR E AF	66,450	19,111
U SO AF	900	438
82075 BENZENE HEXACHLORIDE, TECH, & FRM-6PCT & MORE GAMMA IS BHC-CNT LB		
TOTAL	1,002,232	1,199,358**
2 CANADA	16,171	22,603
MEXICO	264,797	499,958
GUATMAL	8,103	8,560
SALVADR	3,840	2,707
HONDURA	320	1,292
NICARAG	27,637	47,117
C RICA	545	550
CANAL Z	432	796
BAHAMAS	11,607	13,155
CUBA	400	600
HAITI	1,159	2,189
DOM REP	110	642
LW WW I	920	1,094
COLOMB	5,024	9,696
VENEZ	162,794	146,813
ECUADOR	608	2,576
PERU	17,507	12,992
BOLIVIA	1,022	1,798
CHILE	1,126	1,080
BRAZIL	427,421	348,990
GREECE	8,253	11,116
IRAQ	9,000	18,300
IRAN	5,040	6,439
ISRAEL	10,713	16,474
JORDAN	1,000	1,820
INDIA	100	590
PAKISTN	1,456	3,354
THAILND	670	1,764
KOR REP	5,878	5,960
EGYPT	1,154	2,607

SCHEDULE B NUMBER, COMMODITY DESCRIPTION, AND UNIT OF QUANTITY		
Country of destination	Net quantity	Value (Dollars)
ANGOLA	1,144	801
LIBERIA	767	842
REP CON	1,464	1,311
RHOD NY	4,050	2,770
82080 HERBICIDES, 2, 4-D & 2, 4, 5-T AS PARENT ACID-CNT LB		
TOTAL	9,085,021	4,257,537**
14 CANADA	3,940,687	1,969,462
MEXICO	349,338	119,825
GUATMAL	134,467	48,102
BR HOND	3,100	4,745
SALVADR	14,329	8,540
HONDURA	26,569	14,835
NICARAG	39,111	17,206
C RICA	206,683	83,285
PANAMA	96,510	46,854
BERMUDA	452	312
BAHAMAS	2,992	1,706
JAMAICA	155,963	83,892
DOM REP	159,842	65,623
LW WW I	51,162	15,703
BARBADO	49,533	15,915
TRINID	44,800	13,096
COLOMB	959,584	484,600
VENEZ	363,699	173,718
B GUIAN	116,404	38,407
SURINAM	28,680	16,030
ECUADOR	39,531	17,521
PERU	44,563	16,207
BOLIVIA	3,745	1,561
CHILE	228,747	94,297
BRAZIL	119,173	64,819
PARAGUA	820	248
URUGUAY	16,400	6,642
ARGENT	42,013	19,230
SWEDEN	56,856	15,945
NORWAY	12,375	6,439
U KING	808	342
NETHLS	340,270	127,372
FRANCE	4,215	3,533
W GERM	49,538	31,161
SPAIN	21,714	15,289
ITALY	97,623	51,259
YUGOSLV	55,000	18,007
ISRAEL	540	272
S ARAB	432	276
PAKISTN	1,022	583
CEYLON	2,004	557
THAILND	1,807	732
VIET NM	1,572	637
FED MAL	35,589	22,265
SINGAPOR	10,575	6,683
INDNSIA	10,326	5,277
PHIL R	136,802	48,450
AUSTRAL	108,548	37,368
N ZEAL	234,604	81,188
FR P IS	3,360	3,255
NIGERIA	616	532
LIBERIA	620	310
MAURIT	6,021	2,282
BR E AF	26,923	15,922
MOZAMBO	22,000	7,262
MALAGAS	7,973	3,040
U SO AF	592,816	307,104
RHOD NY	3,575	1,814
82085 HERBICIDES, NEC-LB		
TOTAL	12,489,898	7,061,084**
22 CANADA	5,138,758	2,907,184
MEXICO	214,709	175,552
GUATMAL	53,886	23,113
SALVADR	18,410	7,060
HONDURA	28,162	11,654
NICARAG	7,000	4,370
C RICA	59,278	31,988
PANAMA	506	386
CANAL Z	14,078	11,532
BERMUDA	4,122	898
BAHAMAS	2,762	1,658
JAMAICA	57,398	35,126
DOM REP	36,790	10,053
LW WW I	33,683	10,181
BARBADO	20,486	11,224
TRINID	64,500	143,445
N ANTIL	1,200	540
F W IND	16,200	18,209
COLOMB	416,405	169,105
VENEZ	435,025	220,207
B GUIAN	3,532	3,640
SURINAM	11,200	4,278
ECUADOR	49,044	19,983

Generated on 2019-09-22 18:07 GMT / http://hdl.handle.net/2027/uiug.30112119576814 Public Domain, Google-digitized / http://www.hathitrust.org/access_use#pd-google

(The figures in this report reflect fully compiled data for shipments valued \$500 and over, and estimated data for shipments valued \$100-\$499 based on a 10% sample of such shipments to Canada and a 50% sample of such shipments to other countries. See introductory statement of this report for description of sampling procedure, reliability of data for shipments to countries other than Canada, and an explanation regarding the use of the number in the sample which precedes Canada to determine reliability of data for shipments to Canada. Information on all shipments valued at less than \$100 is reported under Schedule B number 99920.)

SCHEDULE B NUMBER, COMMODITY DESCRIPTION, AND UNIT OF QUANTITY		
Country of destination	Net quantity	Value (Dollars)
PERU	33,705	28,358
BOLIVIA	1,640	990
CHILE	43,966	33,205
BRAZIL	77,806	48,084
URUGUAY	4,656	2,208
ARGENT	123,990	87,645
SWEDEN	30,001	30,231
DENMARK	4,884	1,676
U KING	350,161	249,234
NETHLS	583,120	245,055
BELGIUM	36,600	26,646
FRANCE	50,143	32,283
W GERM	38,568	16,133
SWITZLD	32,153	26,890
USSR	45,671	54,402
SPAIN	10,035	16,729
ITALY	203,729	61,467
TURKEY	1,280	1,160
LEBANON	672	956
IRAN	31,548	9,900
ISRAEL	112,124	72,529
INDIA	26,760	19,694
CEYLON	1,100	2,586
BURMA	1,000	900
THAILND	5,400	4,700
VIET NM	8,800	792
FED MAL	641,870	471,876
SNGAPOR	212,520	134,444
PHIL R	238,899	101,229
KOR REP	20,000	3,200
HG KONG	9,500	3,975
TAIWAN	9,750	12,548
JAPAN	1,463,915	391,002
AUSTRAL	421,240	446,308
N ZEAL	329,008	245,297
MOROC	2,500	2,306
EGYPT	4,400	1,229
SUDAN	240	200
OWEQ AF	2,200	583
GHANA	7,396	4,266
LIBERIA	60,592	19,080
MAURIT	164,500	72,312
BR E AF	8,380	7,036
MOZAMBQ	23,180	18,883
U SO AF	320,963	228,855
RHOD NY	2,200	616
82210 AGRICULTURAL SULPHUR, NEC & EXCEPT FORMULATIONS-LB		
TOTAL	20,615,202	507,285**
1 CANADA	880,784	30,620
MEXICO	197,736	9,142
GUATMAL	11,814	600
SALVADR	14,750	1,748
NICARAG	43,492	934
PANAMA	41,335	1,945
COLOMB	22,025	1,762
VENEZ	438,446	12,158
ECUADOR	4,000	202
PERU	1,904,066	40,165
BOLIVIA	26,155	1,078
URUGUAY	130,776	3,567
ARGENT	106,391	2,447
DENMARK	22,000	651
U KING	2,000	280
IRELAND	2,000	280
SPAIN	21,500	1,035
PORTUGL	88,200	7,923
GREECE	47,880	1,791
TURKEY	326,940	6,413
LEBANON	465,806	13,662
IRAN	924,000	23,100
JORDAN	1,697,414	38,527
S ARAB	130,776	3,000
INDIA	61,881	2,139
PAKISTN	2,332,500	56,885
CEYLON	4,336,867	101,788
THAILND	5,000	276
KOR REP	5,523,899	114,291
AUSTRAL	73,592	3,439
MOROC	24,000	1,512
TUNISIA	22,000	1,664
LIBYA	46,727	1,028
ANGOLA	44,200	1,105
MOZAMBQ	79,350	7,484
U SO AF	514,900	12,644
82220 INSECTICIDES, TECH, CONC & FORMULATIONS-LB		
TOTAL	9,419,354	7,424,386**
12 CANADA	753,166	460,650
MEXICO	1,133,890	633,324

SCHEDULE B NUMBER, COMMODITY DESCRIPTION, AND UNIT OF QUANTITY		
Country of destination	Net quantity	Value (Dollars)
GUATMAL	47,369	36,928
BR HOND	4,360	1,890
SALVADR	270,935	157,790
HONDURA	102,290	55,697
NICARAG	622,024	261,687
C RICA	16,136	13,540
PANAMA	8,282	5,213
CANAL Z	10,034	6,112
BERMUDA	1,425	877
BAHAMAS	69,190	38,802
JAMAICA	37,568	30,243
HAITI	12,698	5,212
DOM REP	50,462	23,402
LW WW I	1,383	1,394
BARBADO	16,816	19,750
TRINID	151,198	70,941
N ANTIL	3,982	4,999
COLOMB	416,649	259,866
VENEZ	73,147	48,397
B GUIAN	8,956	6,791
SURINAM	8,325	6,031
ECUADOR	11,650	7,920
PERU	9,240	6,893
BOLIVIA	4,550	2,775
CHILE	63,823	47,625
BRAZIL	442,022	329,769
PARAGUA	2,899	3,960
URUGUAY	22,250	26,742
ARGENT	357,361	397,453
SWEDEN	32,611	22,552
NORWAY	4,422	3,268
DENMARK	124,850	80,345
U KING	47,029	68,144
IRELAND	4,400	3,867
NETHLS	376,660	287,804
FRANCE	56,850	38,699
W GERM	15,950	10,703
AUSTRIA	28,050	18,211
SWITZLD	140,000	149,950
SPAIN	29,516	25,199
PORTUGL	610	1,338
ITALY	405,442	252,947
YUGOSLV	165,100	120,000
GREECE	31,114	27,059
TURKEY	8,800	8,730
SYRIA	1,898	1,887
LEBANON	1,140	1,224
IRAN	16,800	8,250
ISRAEL	245,196	191,626
JORDAN	1,800	1,328
INDIA	8,700	9,965
PAKISTN	173,368	129,498
CEYLON	4,744	846
THAILND	134,104	94,209
VIET NM	27,457	21,709
CAMBOD	1,671	800
FED MAL	4,200	1,435
SNGAPOR	21,996	12,113
INDONESIA	59,400	52,245
PHIL R	296,796	232,503
KOR REP	218,429	171,920
HG KONG	41,734	26,845
TAIWAN	67,077	51,470
JAPAN	746,255	1,105,331
NAN IS	15,600	9,863
AUSTRAL	297,197	435,144
N ZEAL	155,290	224,316
MOROC	37,698	25,488
LIBYA	340	268
EGYPT	214,453	131,937
CNRY IS	1,080	1,022
LIBERIA	1,280	974
MAURIT	329	220
BR E AF	19,250	25,868
MOZAMBQ	49,800	40,687
U SO AF	328,988	291,861
RHOD NY	19,800	30,045
82230 INSECTICIDES, TECH, CONC & FORMULATIONS-LB		
TOTAL	54,631,439	18,252,111**
18 CANADA	3,768,746	1,937,058
MEXICO	3,059,668	1,118,888
GUATMAL	835,527	280,399
BR HOND	432	206
SALVADR	1,482,091	330,049
HONDURA	149,970	53,800
NICARAG	4,352,880	973,687
C RICA	217,381	67,421
PANAMA	222,621	69,400
CANAL Z	2,586	2,410

SCHEDULE B NUMBER, COMMODITY DESCRIPTION, AND UNIT OF QUANTITY		
Country of destination	Net quantity	Value (Dollars)
BERMUDA	3,265	1,836
BAHAMAS	25,782	9,970
CUBA	33,900	27,380
JAMAICA	23,174	10,501
HAITI	60,403	16,962
DOM REP	162,982	48,928
LW WW I	6,208	3,152
BARBADO	276	915
TRINID	27,724	12,796
N ANTIL	2,172	1,322
F W IND	12,402	6,972
COLOMB	3,766,340	900,800
VENEZ	1,078,991	596,036
B GUIAN	12,832	6,552
SURINAM	2,410	1,208
ECUADOR	653,447	252,796
PERU	148,474	69,823
BOLIVIA	98,204	19,899
CHILE	102,939	61,714
BRAZIL	2,593,033	675,089
PARAGUA	33,324	7,841
URUGUAY	177,025	58,489
ARGENT	124,097	80,647
SWEDEN	18,705	17,118
NORWAY	13,190	7,092
DENMARK	88,185	33,227
U KING	149,889	51,572
NETHLS	383,791	451,940
BELGIUM	23,400	22,076
FRANCE	286,000	142,356
W GERM	585,108	486,444
AUSTRIA	6,055	1,950
SWITZLD	31,700	24,720
FINLAND	6,210	1,672
SPAIN	140,250	262,685
PORTUGL	19,768	12,521
GIBRALT	400	500
ITALY	446,503	404,473
YUGOSLV	21,600	6,467
GREECE	16,790	7,035
TURKEY	125,000	102,071
SYRIA	37,018	15,215
LEBANON	6,053	3,453
IRAQ	8,792	4,786
IRAN	18,800	4,294
ISRAEL	600,104	432,987
JORDAN	900	544
S ARAB	54,512	16,093
AFGHAN	1,976	892
INDIA	173,726	266,996
PAKISTN	278,450	205,131
CEYLON	8,077	5,118
BURMA	143,000	123,579
THAILND	37,807	24,228
VIET NM	22,676	9,568
CAMBOD	97,842	56,904
FED MAL	13,000	3,597
SNGAPOR	18,100	15,739
INDONESIA	864,265	607,485
PHIL R	79,895	48,957
KOR REP	16,580	12,045
HG KONG	18,460	9,473
TAIWAN	49,703	59,484
JAPAN	727,228	753,958
NAN IS	12,945	10,706
AUSTRAL	308,564	283,492
N ZEAL	285,686	84,780
FR P IS	390	354
T PAC I	2,930	1,798
MOROC	24,800	18,889
LIBYA	864	622
EGYPT	20,984,851	3,920,589
SUDAN	1,693,689	846,872
CNRY IS	58,400	42,329
O W AF	4,000	4,721
ANGOLA	21,940	9,573
LIBERIA	5,190	3,204
REP CON	34,800	5,100
SOM REP	5,250	3,360
ETHIOP	33,012	19,304
BR E AF	650,000	150,212
MOZAMBQ	600	292
MALAGAS	1,000	230
U SO AF	1,327,864	351,386
RHOD NY	293,850	72,907
82240 AGRICULTURAL INSECTICIDES & FORMULATIONS, NEC-LB		
TOTAL	61,477,103	17,499,531**
31 CANADA	1,843,527	1,293,654
MEXICO	3,250,042	1,581,797

Generated on 2019-09-22 18:10 GMT / http://hdl.handle.net/2027/uiug.30112119576814 Public Domain, Google-digitized / http://www.hathitrust.org/access_use#pd-google

Calendar year 1962, this again is still Agent Purple
 Agent Purple was 30-50 ppm TCDD Dioxin, whereas Agent
 Orange was said to be closer to 0.5 ppm TCDD Dioxin. The
 dioxin has a soil half-life of 100 years

(The figures in this report reflect fully compiled data for shipments valued \$500 and over, and estimated data for shipments valued \$100-\$499 based on a 10% sample of such shipments to Canada and a 50% sample of such shipments to other countries. See introductory statement of this report for description of sampling procedure, reliability of data for shipments to countries other than Canada, and an explanation regarding the use of the number in the sample which precedes Canada to determine reliability of data for shipments to Canada. Information on all shipments valued at less than \$100 is reported under Schedule B number 99920.)

SCHEDULE B NUMBER, COMMODITY DESCRIPTION, AND UNIT OF QUANTITY		
Country of destination	Net quantity	Value (Dollars)
GUATMAL	12,000	2,100
SALVADR	694,000	124,714
HONDURA	3,600	752
NICARAG	2,229,800	413,182
C RICA	2,000	366
PANAMA	14,193	2,612
JAMAICA	1,800	494
DOM REP	4,000	984
COLOMB	612,200	111,512
VENEZ	132,200	27,732
B GUIAN	7,520	1,959
ECUADOR	12,000	2,827
PERU	171,888	32,208
CHILE	124,950	32,374
BRAZIL	3,503,975	594,647
PARAGUA	2,200	526
URUGUAY	22,046	5,410
ARGENT	66,138	11,425
SWEDEN	24,200	4,659
DENMARK	4,400	770
NETHLS	22,000	4,200
BELGIUM	119,976	27,534
FRANCE	2,643,172	439,905
W GERM	2,204,640	356,050
SPAIN	994,925	173,197
PORTUGL	26,800	5,062
TURKEY	2,589,665	434,412
CY PRUS	45,000	10,322
IRAQ	2,205	621
IRAN	67,058	12,900
ISRAEL	22,000	4,620
INDIA	1,240	316
PAKISTN	350,600	64,118
CEYLON	17,800	3,292
THAILND	120,000	28,620
VLET NM	41,738	7,346
FED MAL	34,400	6,246
SGAPOR	102,800	18,568
INDNSIA	90,400	17,071
PHIL R	12,750	2,556
KOR REP	62,413	12,740
JAPAN	110,200	18,900
NAN IS	2,000	480
AUSTRAL	107,500	19,240
N ZEAL	622,750	114,161
EGYPT	1,433,075	244,134
ANGOLA	18,700	3,590
REP CON	51,533	11,042
BR E AF	268,800	45,696
RHOD NY	10,000	1,800
82065 DDT FORMULATIONS CONTAINING		
20 TO 74 PERCENT DDT-CNT LB		
TOTAL	3,256,004	1,364,345**
11 CANADA	147,753	72,342
MEXICO	54,868	27,359
GUATMAL	1,183,803	529,535
SALVADR	234,880	142,445
HONDURA	116,871	65,302
NICARAG	337,020	64,446
C RICA	1,224	522
PANAMA	61,629	20,964
BERMUDA	420	210
JAMAICA	3,874	1,647
HAITI	1,000	490
DOM REP	45,050	20,973
COLOMB	316,320	119,660
VENEZ	65,063	20,266
ECUADOR	4,840	1,794
PERU	27,366	10,539
BOLIVIA	7,000	3,030
CHILE	9,541	3,750
BRAZIL	5,648	1,542
PARAGUA	900	360
NETHLS	3,362	1,540
FRANCE	38,554	13,247
SPAIN	4,241	1,425
ITALY	41,053	20,253
GREECE	14,753	7,570
LEBANON	8,660	3,058
IRAQ	24,200	7,075
IRAN	800	214
ISRAEL	4,505	1,755
S ARAB	1,309	614
ADEN	4,950	2,434
CEYLON	1,670	660
THAILND	13,142	7,780
FED MAL	40,939	14,801
SGAPOR	496	230
PHIL R	59,770	22,005
AUSTRAL	1,266	522

SCHEDULE B NUMBER, COMMODITY DESCRIPTION, AND UNIT OF QUANTITY		
Country of destination	Net quantity	Value (Dollars)
ALGERIA	68,470	26,348
EGYPT	5,343	2,616
SUDAN	147,183	60,991
SP AF O	359	158
NIGERIA	2,785	1,243
ANGOLA	2,200	561
LIBERIA	3,512	1,750
REP CON	92,473	35,316
MOZAMBQ	8,563	5,295
REP SAF	36,376	17,708
82070 DDT FORMULATIONS CONTAINING		
75 PERCENT OR MORE DDT-CNT LB		
TOTAL	99,095,935	21,792,988**
CANADA	76,650	15,408
MEXICO	1,259,800	311,258
GUATMAL	908,543	215,600
BR HOND	14,250	3,373
SALVADR	312,750	74,018
HONDURA	455,350	129,966
NICARAG	2,801,299	515,183
C RICA	79,500	16,376
PANAMA	280,817	65,668
BAHAMAS	2,639	615
HAITI	596,898	140,311
DOM REP	331,244	76,254
BARBADO	2,475	630
N ANTIL	2,112	772
COLOMB	1,193,135	280,432
VENEZ	678,408	147,816
SURINAM	30,000	7,100
ECUADOR	870,502	208,481
PERU	459,006	112,007
BOLIVIA	75,000	17,750
CHILE	473,997	110,672
BRAZIL	7,335,018	1,606,466
URUGUAY	2,262	509
ARGENT	105,000	24,850
DENMARK	14,581	3,135
FRANCE	2,466,000	421,610
SPAIN	110,176	18,740
ITALY	20,000	3,180
YUGOSLV	186,510	47,519
GREECE	156,474	36,283
TURKEY	1,334,869	387,230
LEBANON	4,400	792
IRAN	1,359,147	323,265
JORDAN	31,248	5,588
S ARAB	64,208	15,115
AFGHAN	187,500	44,375
INDIA	40,876,643	9,034,434
PAKISTN	4,572,313	1,054,275
CEYLON	289,157	57,071
BURMA	1,409,744	326,764
THAILND	1,905,250	359,213
VLET NM	2,896,935	597,357
FED MAL	6,600	1,824
INDNSIA	20,221,196	4,243,735
PHIL R	521,124	102,928
KOR REP	231,450	71,704
HG KONG	2,000	400
AUSTRAL	64,683	24,960
N ZEAL	305,354	56,919
MOROCC	141,011	35,698
ALGERIA	48,000	13,932
SUDAN	140,550	46,450
OWEQ AF	1,800	426
NIGERIA	211,313	45,936
LIBERIA	43,339	8,680
REP CON	834,969	301,080
ETHIOP	1,000	364
BR E AF	42,000	9,340
MOZAMBQ	1,950	723
REP SAF	45,806	10,428
82075 BENZENE HEXACHLORIDE, TECH. & FRM-6PCT & MORE GAMMA IS BHC-CNT LB		
TOTAL	1,731,855	1,704,038**
1 CANADA	20,741	59,851
MEXICO	185,759	317,638
GUATMAL	8,463	7,747
BR HOND	259	990
SALVADR	445	1,480
HONDURA	750	1,320
NICARAG	73,415	115,451
C RICA	362	1,183
BAHAMAS	7,836	8,014
HAITI	3,125	2,700
DOM REP	1,360	2,104
COLOMB	15,792	27,310
VENEZ	6,576	8,496
ECUADOR	4,588	6,145

SCHEDULE B NUMBER, COMMODITY DESCRIPTION, AND UNIT OF QUANTITY		
Country of destination	Net quantity	Value (Dollars)
PERU	2,400	2,380
BOLIVIA	12,000	15,440
BRAZIL	1,020,113	719,852
PARAGUA	150	414
U KING	151	240
FRANCE	401	600
SWITZLD	704	640
GREECE	6,614	10,265
TURKEY	8,820	48,488
IRAN	2,600	3,441
ISRAEL	2,940	6,974
S ARAB	1,000	820
PAKISTN	94,287	114,027
THAILND	676	939
INDNSIA	400	600
TAIWAN	240	542
NAN IS	1,300	3,095
AUSTRAL	11,306	4,500
MOROCC	2,440	2,460
EGYPT	868	1,464
SUDAN	208,000	188,160
REP CON	554	758
ETHIOP	900	585
BR E AF	23,520	16,925
82080 HERBICIDES; 2, 4-D & 2, 4, 5-T AS PARENT ACID-CNT LB		
TOTAL	10,191,933	4,208,346**
3 CANADA	3,520,175	1,465,645
MEXICO	3,203,325	1,054,425
GUATMAL	108,877	34,341
BR HOND	3,550	1,284
SALVADR	10,027	3,269
HONDURA	110,848	80,373
NICARAG	37,368	14,787
C RICA	367,931	158,181
PANAMA	87,843	42,282
CANAL Z	9,589	2,272
BERMUDA	2,224	702
BAHAMAS	2,906	1,968
JAMAICA	182,709	89,868
DOM REP	218,591	65,127
L W W I	6,600	4,258
BARBADO	66,919	24,627
TRINID	52,999	17,586
COLOMB	363,482	179,086
VENEZ	539,205	249,618
B GUIAN	47,219	13,947
SURINAM	11,856	7,717
ECUADOR	97,515	34,857
PERU	50,285	14,523
CHILE	150,874	55,920
BRAZIL	196,776	111,891
URUGUAY	38,179	12,227
ARGENT	5,675	6,722
SWEDEN	230,225	86,415
DENMARK	58,443	15,785
U KING	89,589	54,238
NETHLS	1,233,225	437,125
FRANCE	11,175	13,640
W GERM	19,941	21,003
FINLAND	621	238
SPAIN	228,340	11,419
ITALY	71,911	78,585
IRAN	896	40,530
ISRAEL	3,870	238
INDIA	3,300	2,112
PAKISTN	288,200	1,973
THAILND	2,160	1,770
FED MAL	37,823	1,770
INDNSIA	2,750	17,873
PHIL R	19,106	1,196
KOR REP	20,116	9,925
JAPAN	1,497	7,645
AUSTRAL	116,880	1,420
N ZEAL	156,800	39,622
FR P IS	1,920	45,315
MOROCC	59,400	1,961
SUDAN	600	1,380
NIGERIA	40,000	200
LIBERIA	2,180	18,980
REP CON	179,908	1,510
MAURIT	49,489	88,883
BR E AF	49,717	16,567
REP SAF	566,004	49,284
82085 HERBICIDES, NEC-LB		
TOTAL	12,263,884	7,630,580**
19 CANADA	4,729,958	2,039,594
MEXICO	290,696	186,155
GUATMAL	62,128	19,219

In Calendar year 1962 Panama received 87,843 pounds of Agent Purple. the CZ received 9,589 pounds of Agent Purple And Thailand received 2,160 Pounds of Agent Purple

(The figures in this report reflect fully compiled data for shipments valued \$500 and over, and estimated data for shipments valued \$100-\$499 based on a 10% sample of such shipments to Canada and a 50% sample of such shipments to other countries. See introductory statement of this report for description of sampling procedure, reliability of data for shipments to countries other than Canada, and an explanation regarding the use of the number in the sample which precedes Canada to determine reliability of data for shipments to Canada. Information on all shipments valued at less than \$100 is reported under Schedule B number 99920.)

SCHEDULE B NUMBER, COMMODITY DESCRIPTION, AND UNIT OF QUANTITY

Country of destination	Net quantity	Value (Dollars)
BR HOND	178	312
SALVADR	29,804	18,499
HONDURA	19,271	7,371
NICARAG	46,600	19,825
C RICA	84,701	57,936
PANAMA	60,617	27,571
CANAL Z	14,261	3,540
BERMUDA	630	858
BAHAMAS	2,350	4,084
JAMAICA	212,942	133,374
HAITI	3,585	2,535
DOM REP	113,453	55,176
LW WW I	48,300	25,267
BARBADO	8,894	8,167
TRINID	116,683	209,549
F W IND	48,912	22,964
COLOMB	932,043	555,621
VENEZ	441,130	318,288
B GUIAN	30,558	11,968
SURINAM	13,000	6,020
ECUADOR	76,656	41,222
PERU	61,084	47,605
BOLIVIA	1,800	594
CHILE	50,975	30,503
BRAZIL	162,058	80,615
URUGUAY	43,720	21,980
ARGENT	41,828	29,564
SWEDEN	4,749	2,700
DENMARK	7,956	4,211
U KING	300,896	508,825
NETHLOS	541,936	475,555
BELGIUM	86,861	62,176
FRANCE	153,275	161,645
W GERM	541,749	573,779
SWITZLD	90,402	44,373
FINLAND	13,880	3,470
USSR	22,046	25,500
SPAIN	3,207	5,312
ITALY	125,612	101,337
TURKEY	2,825	1,450
IRAN	7,700	2,745
ISRAEL	149,021	100,173
S ARAB	10,000	3,325
PAKISTN	43	125
CEYLON	16,460	23,925
THAILND	3,200	2,257
VIET NM	9,905	3,965
CAMBOD	4,400	2,750
FED MAL	166,017	96,882
PHIL R	107,418	24,234
HG KONG	26,710	30,802
TAIWAN	13,400	26,895
JAPAN	654,354	405,496
NAN IS	296	640
AUSTRAL	393,874	382,946
N ZEAL	169,538	65,614
LIBYA	200	490
SUDAN	500	250
CNRY IS	11,675	5,263
SP AF O	2,000	4,200
OWEQ AF	956	300
GHANA	1,219	650
ANGOLA	400	332
LIBERIA	62,100	18,376
REP CON	17,600	10,683
MAURIT	190,750	151,288
BR E AF	36,052	33,248
REP SAF	561,687	275,801
RHOD NY	2,200	616
82210 AGRICULTURAL SULPHUR, NEC, EXCEPT FORMULATIONS-LB		
TOTAL	10,800,553	299,568**
5 CANADA	1,086,544	34,645
MEXICO	117,525	5,390
GUATMAL	8,000	400
SALVADR	31,343	2,736
NICARAG	34,000	2,572
BERMUDA	70,100	1,742
N ANTIL	3,250	260
COLOMB	8,400	1,196
VENEZ	502,645	13,494
ECUADOR	11,000	1,419
PERU	1,182,468	27,335
BOLIVIA	14,873	866
PARAGUA	392,000	14,504
URUGUAY	43,692	1,164
SWITZLD	25,950	519
PORTUGL	66,200	5,258
GREECE	4,325	346
TURKEY	871,840	17,101

SCHEDULE B NUMBER, COMMODITY DESCRIPTION, AND UNIT OF QUANTITY

Country of destination	Net quantity	Value (Dollars)
LEBANON	225,680	9,427
IRAN	32,000	1,700
JORDAN	653,880	13,118
INDIA	152,769	3,002
PAKISTN	111,900	8,113
CEYLON	2,800,000	74,959
VIET NM	122,469	4,937
KOR REP	1,806,346	37,084
AUSTRAL	58,166	4,945
CNRY IS	41,420	1,821
REP CON	65,388	1,764
REP SAF	256,380	7,751
82220 INSECTICIDES, TECH; CONC & FORMUL-15 PCT & OV ORG PHOS; NEC-LB		
TOTAL	15,252,128	10,367,149**
11 CANADA	833,389	452,315
MEXICO	2,143,923	1,272,902
GUATMAL	177,609	105,347
BR HOND	3,073	2,496
SALVADR	409,351	219,711
HONDURA	24,843	13,060
NICARAG	1,642,340	939,993
C RICA	25,658	12,645
PANAMA	7,334	7,554
CANAL Z	4,425	2,520
BERMUDA	1,624	1,132
BAHAMAS	37,246	24,179
JAMAICA	31,088	24,415
HAITI	8,906	5,437
DOM REP	42,065	18,042
LW WW I	675	1,016
BARBADO	950	740
TRINID	75,196	27,701
N ANTIL	4,813	5,754
F W IND	1,552	2,217
COLOMB	940,863	368,191
VENEZ	46,647	45,958
B GUIAN	13,916	9,865
SURINAM	690	825
ECUADOR	12,180	5,593
PERU	33,321	15,701
BOLIVIA	14,200	9,379
CHILE	39,965	25,047
BRAZIL	362,676	277,278
URUGUAY	48,600	42,092
ARGENT	395,785	344,171
SWEDEN	11,000	8,014
DENMARK	120,020	73,978
U KING	81,890	67,930
IRELAND	22,789	14,946
NETHLOS	587,786	425,044
BELGIUM	36,720	49,083
FRANCE	70,266	69,386
W GERM	8,361	5,430
AUSTRIA	2,750	1,980
SWITZLD	288,630	229,029
FINLAND	2,000	800
SPAIN	171,550	138,995
PORTUGL	11,740	8,807
ITALY	702,350	280,545
GREECE	16,500	11,792
TURKEY	82,400	68,693
SYRIA	12,729	11,326
LEBANON	5,650	3,810
IRAN	17,500	11,734
ISRAEL	176,077	135,787
JORDAN	4,750	3,124
INDIA	42,172	30,825
PAKISTN	892,114	429,712
CEYLON	4,820	3,837
THAILND	99,865	62,403
VIET NM	269,074	139,125
FED MAL	3,362	1,770
SNGAPOR	20,740	16,405
INDNSIA	59,537	68,717
PHIL R	220,708	142,540
KOR REP	517,368	420,109
HG KONG	72,142	75,538
TAIWAN	57,750	42,240
JAPAN	754,259	1,112,792
NAN IS	31,484	18,436
AUSTRAL	469,288	710,738
N ZEAL	71,420	93,150
FR P IS	390	428
MOROC	70,708	36,666
LIBYA	4,500	3,562
EGYPT	1,170,601	568,638
SUDAN	6,600	6,690
CNRY IS	1,080	994
CAMROU	1,594	3,001

SCHEDULE B NUMBER, COMMODITY DESCRIPTION, AND UNIT OF QUANTITY

Country of destination	Net quantity	Value (Dollars)
GHANA	275	858
NIGERIA	436	848
ANGOLA	4,343	2,666
LIBERIA	1,329	790
REP CON	25,170	13,176
SOM REP	7,841	6,690
ETHIOP	16,033	14,782
MAURIT	294	732
BR E AF	38,050	37,669
MOZAMBQ	69,850	48,864
REP SAF	368,470	274,871
RHOD NY	60,500	73,378
82230 INSECTICIDES, TECH; CONC & FORMUL-15 PCT & OV POLYCHLR; NEC-LB		
TOTAL	43,322,276	21,734,627**
14 CANADA	1,708,801	1,665,334
MEXICO	5,271,598	1,980,485
GUATMAL	869,549	649,733
BR HOND	14,144	8,710
SALVADR	1,235,800	283,851
HONDURA	106,229	42,718
NICARAG	5,150,210	1,581,225
C RICA	99,829	53,642
PANAMA	56,545	17,687
CANAL Z	5,964	2,387
BERMUDA	4,002	2,822
BAHAMAS	28,344	12,316
JAMAICA	15,146	9,662
HAITI	46,396	26,719
DOM REP	41,072	10,914
LW WW I	180	282
BARBADO	1,000	290
TRINID	2,764	1,789
N ANTIL	3,686	4,130
COLOMB	1,553,636	586,007
VENEZ	1,874,791	610,199
B GUIAN	1,700	2,081
SURINAM	2,150	813
ECUADOR	1,484,035	375,813
PERU	124,499	58,488
BOLIVIA	105,667	29,212
CHILE	222,867	88,265
BRAZIL	3,112,705	1,037,055
PARAGUA	32,000	14,250
URUGUAY	90,855	31,240
ARGENT	166,676	105,190
SWEDEN	16,225	17,345
NORWAY	1,500	934
DENMARK	133,785	34,908
U KING	172,795	78,087
NETHLOS	843,263	1,486,251
BELGIUM	271,610	619,362
FRANCE	394,545	239,017
W GERM	455,460	344,368
AUSTRIA	900	514
SWITZLD	118,040	129,919
SPAIN	117,460	159,121
PORTUGL	21,692	15,049
ITALY	709,350	521,584
YUGOSLV	21,600	6,404
GREECE	36,984	14,507
TURKEY	123,560	99,545
CY PRUS	4,820	3,892
SYRIA	18,116	4,451
LEBANON	3,214	1,769
IRAQ	18,653	10,373
IRAN	93,056	22,874
ISRAEL	147,635	186,730
JORDAN	2,208	1,104
ARABIA	3,000	570
AFGHAN	1,322	1,960
INDIA	150,540	262,097
PAKISTN	1,299,282	644,072
CEYLON	6,494	4,221
THAILND	53,197	25,898
VIET NM	171,525	94,097
LAOS	1,048	350
CAMBOD	8,733	7,183
FED MAL	25,000	4,658
SNGAPOR	11,600	5,776
INDNSIA	1,877,311	541,856
PHIL R	97,977	49,331
KOR REP	107,508	66,372
HG KONG	13,963	21,067
TAIWAN	50,912	47,037
JAPAN	866,996	822,624
NAN IS	41,635	27,578
AUSTRAL	283,810	319,999
N ZEAL	387,419	105,204
FR P IS	1,595	968

Calendar year 1963, Agent Purple as Orange did not come about until 1964

599

UNITED STATES EXPORTS OF DOMESTIC MERCHANDISE CALENDAR YEAR 1963

(The figures in this report for exports to Canada reflect fully compiled data for shipments individually valued \$2,000 and over combined with estimated data for shipments valued \$100-\$1,999 based on a 10 percent sample of such shipments. The figures shown for shipments to countries other than Canada reflect fully compiled data for shipments individually valued \$500 and over combined with estimated data for shipments valued \$100-\$499 based on a 50 percent sample of such shipments. See introductory statement of this report for description of sampling procedures, an explanation regarding the use of the number in the sample which precedes Canada to determine reliability of data for shipments to Canada, and information regarding the reliability of data for shipments to countries other than Canada. Information on all shipments valued at less than \$100 is reported under Schedule B commodity number 99920.)

SITC and Schedule B number, commodity description and unit of quantity			
No. in sample	Country of destination	Net quantity	Value (dollars)
	VENEZ	96,176	41,546
	ECUADOR	32,000	5,064
	PERU	31,524	17,607
	BOLIVIA	1,200	804
	CHILE	59,472	18,701
	BRAZIL	116,791	59,453
	ARGENT	162,467	85,722
	SWEDEN	116,400	49,143
	NORWAY	2,750	3,113
	DENMARK	30,640	18,847
	U KING	1,837,240	1,066,361
	IRELAND	4,001	2,425
	NETHLS	238,560	134,941
	BELGIUM	565,193	333,234
	FRANCE	330,028	208,641
	W GERM	19,359	24,732
	SWITZLD	172,500	116,353
	FINLAND	189,900	100,084
	USSR	220,000	143,736
	SPAIN	110,535	62,019
	PORTUGL	2,000	3,200
	ITALY	719,705	391,386
	GREECE	28,500	17,297
	TURKEY	24,621	15,172
	IRAN	6,525	4,763
	ISRAEL	55,950	34,840
	INDIA	54,566	34,780
	PAKISTN	25,388	21,329
	CEYLON	88,000	45,751
	THAILND	3,500	5,580
	FED MAL	26,000	11,932
	SNGAPOR	60,000	16,446
	INDNSIA	20,550	11,420
	PHIL R	89,964	24,467
	HG KONG	33,050	11,061
	TAIWAN	48,614	13,158
	JAPAN	327,159	127,011
	AUSTRAL	723,667	300,509
	N ZEAL	44,500	23,360
	MOROC	15,900	9,037
	REP CON	44,800	11,648
	REP S AF	194,147	93,282
	RHOD NY	2,000	3,260
	80698 COAL-TAR & OTHER CYCLIC PROD. FINISHED, NEC, EXC MEDICINALS-LB		
	TOTAL	22,098,433	5,791,522
	78 CANADA	4,285,343	1,401,547
	MEXICO	950,446	486,442
	GUATMAL	11,949	7,446
	SALVADR	9,600	5,253
	HONDURA	200	490
	NICARAG	2,100	1,040
	C RICA	3,524	3,184
	PANAMA	14,677	10,603
	JAMAICA	1,540	2,680
	DOM REP	920	522
	L W W I	400	348
	COLOMB	314,564	154,344
	VENEZ	184,443	115,956
	ECUADOR	2,640	2,436
	PERU	24,757	10,590
	CHILE	55,719	25,199
	BRAZIL	301,682	109,281
	URUGUAY	4,500	3,771
	ARGENT	34,159	17,815
	SWEDEN	23,301	23,645
	DENMARK	32,400	11,457
	NORWAY	22,900	5,403
	NETHLS	8,702,569	1,160,633
	U KING	2,581,919	336,653
	BELGIUM	1,925,035	631,322
	FRANCE	271,487	112,687
	W GERM	130,353	76,402
	AUSTRIA	1,120	6,997
	SWITZLD	90,536	92,524
	FINLAND	33,700	10,232
	SPAIN	170,650	82,694
	PORTUGL	920	2,683
	ITALY	325,948	95,165
	YUGOSLV	3,400	8,500
	GREECE	30,270	13,537
	SYRIA	7,466	7,165
	LEBANON	2,870	2,433
	IRAN	1,980	2,376
	ISRAEL	78,396	21,216
	KUWAIT	2,000	1,100
	S ARAB	1,840	992
	INDIA	29,914	14,532
	PAKISTN	62,429	23,434
	VIET NM	23,941	6,789

SITC and Schedule B number, commodity description and unit of quantity			
No. in sample	Country of destination	Net quantity	Value (dollars)
	FED MAL	19,784	13,121
	SNGAPOR	25,320	13,392
	INDNSIA	12,380	16,646
	PHIL R	104,508	30,955
	KOR REP	8,866	9,562
	HG KONG	222	500
	TAIWAN	7,644	1,758
	JAPAN	717,729	380,988
	AUSTRAL	256,781	141,178
	N ZEAL	27,797	22,769
	EGYPT	17,030	5,450
	CNRY IS	3,592	852
	ANGOLA	680	1,624
	REP S AF	134,133	42,355
	RHOD NY	1,320	854
	82001 NICOTINE SULFATE, 40 PCT BASIS-LB		
	TOTAL	33,079	51,549
	MEXICO	298	620
	PANAMA	144	300
	BAHAMAS	311	646
	COLOMB	600	738
	U KING	443	920
	NETHLS	96	200
	FRANCE	1,275	2,652
	ITALY	258	248
	TAIWAN	154	320
	JAPAN	29,500	44,905
	82065 DDT FORMULATIONS CONTAINING 20 TO 74 PERCENT DDT-CNT LB		
	TOTAL	3,590,342	1,373,881
	3 CANADA	173,110	74,245
	MEXICO	27,672	12,210
	GUATMAL	1,375,881	572,398
	SALVADR	108,198	56,726
	HONDURA	480	278
	NICARAG	3,216	1,608
	C RICA	3,160	1,218
	PANAMA	18,120	7,878
	JAMAICA	3,236	1,072
	HAITI	1,500	596
	DOM REP	33,421	12,245
	COLOMB	90,000	31,800
	VENEZ	275,866	84,205
	ECUADOR	9,980	5,390
	PERU	46,018	15,910
	BOLIVIA	4,375	1,769
	CHILE	89,925	40,489
	PARAGUA	1,240	620
	URUGUAY	22,025	9,960
	DENMARK	13,600	6,160
	NETHLS	1,540	6,160
	FRANCE	6,140	2,272
	SPAIN	7,373	3,136
	LEBANON	11,005	3,639
	IRAQ	11,000	3,133
	IRAN	80,556	28,720
	PAKISTN	7,600	2,414
	BURMA	358,439	140,130
	THAILND	11,037	5,675
	VIET NM	50,000	32,500
	FED MAL	29,129	11,417
	INDNSIA	243,000	32,684
	PHIL R	80,949	31,962
	KOR REP	113,550	50,000
	HG KONG	1,095	623
	JAPAN	772	386
	AUSTRAL	2,785	1,265
	N ZEAL	6,859	2,630
	EGYPT	4,549	1,574
	O WAF	184,851	50,998
	GHANA	5,638	2,145
	NIGERIA	6,958	2,965
	MADEIRA	7,547	3,102
	LIBERIA	3,006	1,540
	REP CON	41,002	14,981
	BR E AF	3,895	1,635
	MOZAMBQ	9,044	5,308
	82070 DDT FORMULATIONS CONTAINING 75 PERCENT OR MORE DDT-CNT LB		
	TOTAL	87,306,414	17,999,849
	CANADA	86,977	15,335
	MEXICO	3,850,838	979,324
	GUATMAL	355,850	84,123
	SALVADR	450,000	106,500
	HONDURA	119,850	28,393
	NICARAG	1,288,578	252,403
	C RICA	73,225	15,897
	PANAMA	371,500	87,424
	HAITI	1,070,050	235,966

SITC and Schedule B number, commodity description and unit of quantity			
No. in sample	Country of destination	Net quantity	Value (dollars)
	DOM REP	137,000	32,240
	N ANTIL	9,000	2,130
	COLOMB	830,250	195,175
	VENEZ	521,580	111,073
	SURINAM	8,673	1,995
	ECUADOR	1,150,750	273,472
	PERU	670,448	161,588
	BOLIVIA	39,500	9,375
	CHILE	384,862	88,364
	BRAZIL	10,903,457	2,182,237
	ARGENT	187,500	44,375
	FRANCE	345,750	56,310
	PORTUGL	4,950	1,200
	ITALY	292,003	58,302
	GREECE	189,750	45,734
	IRAN	2,269,888	542,970
	JORDAN	10,305	2,142
	S ARAB	50,000	10,205
	AFGHAN	22,500	5,073
	INDIA	21,489,548	4,313,244
	PAKISTN	5,165,423	1,213,227
	NEPAL	544,613	134,919
	CEYLON	115,300	34,867
	THAILND	4,509,637	839,968
	VIET NM	2,514,174	507,966
	CAMBOD	37,519	9,820
	FED MAL	7,019	2,546
	SNGAPOR	40,875	9,983
	INDNSIA	23,983,501	4,620,039
	PHIL R	1,953,096	410,566
	KOR REP	1,515	488
	AUSTRAL	9,450	3,900
	NEW GUI	1,200	288
	N ZEAL	26,825	5,231
	MOROC	134,435	32,686
	ALGERIA	44,000	10,076
	SUDAN	138,400	21,510
	NIGERIA	336,000	95,704
	LIBERIA	3,000	750
	SOM REP	33,600	8,400
	ETHIOP	508,350	90,900
	MOZAMBQ	4,400	876
	REP S AF	5,000	1,360
	RHOD NY	4,500	1,250
	82075 BENZENE HEXACHLORIDE, TECH, & FRM-6PCT & MORE GAMMA IS BHC-CNT LB		
	TOTAL	736,584	757,532
	ICANADA	5,088	13,008
	MEXICO	11,827	35,661
	GUATMAL	25,485	22,390
	BR HOND	244	812
	SALVADR	2,946	9,800
	HONDURA	118	412
	NICARAG	15,418	49,433
	C RICA	1,021	1,960
	PANAMA	355	1,221
	BAHAMAS	15,378	17,093
	HAITI	2,156	1,800
	DOM REP	1,000	650
	TRINID	3,591	2,993
	COLOMB	5,960	15,756
	VENEZ	600	1,422
	SURINAM	296	1,018
	ECUADOR	5,530	10,575
	PERU	600	422
	BOLIVIA	11,400	15,907
	CHILE	341	1,135
	BRAZIL	334,567	244,106
	NETHLS	5,177	17,214
	FRANCE	240	200
	SWITZLD	204	680
	TURKEY	10,661	13,561
	IRAN	3,600	2,400
	ISRAEL	1,373	1,747
	PAKISTN	217,163	199,229
	THAILND	48	216
	PHIL R	58	786
	KOR REP	26,806	39,081
	JAPAN	20,099	19,376
	AUSTRAL	270	900
	T PAC I	69	232
	EGYPT	685	2,278
	REP CON	2,640	1,844
	BR E AF	2,926	9,734
	MOZAMBQ	144	480
	82080 HENBICIDES, 2, 4-D & 2, 4, 5-T AS PARENT ACID-CNT LB		
	TOTAL	14,657,200	5,932,111
	6 CANADA	3,755,128	1,401,789
	MEXICO	484,200	179,954

156

Continued on next page

Original from
UNIVERSITY OF ILLINOIS AT
URBANA-CHAMPAIGN

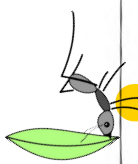

CALENDAR YEAR 1963 UNITED STATES EXPORTS OF DOMESTIC MERCHANDISE

599

(The figures in this report for exports to Canada reflect fully compiled data for shipments individually valued \$2,000 and over combined with estimated data for shipments valued \$100-\$1,999 based on a 10 percent sample of such shipments. The figures shown for shipments to countries other than Canada reflect fully compiled data for shipments individually valued \$500 and over combined with estimated data for shipments valued \$100-\$499 based on a 50 percent sample of such shipments. See introductory statement of this report for description of sampling procedures, an explanation regarding the use of the number in the sample which precedes Canada to determine reliability of data for shipments to Canada, and information regarding the reliability of data for shipments to countries other than Canada. Information on all shipments valued at less than \$100 is reported under Schedule B commodity number 99920.)

SITC and Schedule B number, commodity description and unit of quantity			SITC and Schedule B number, commodity description and unit of quantity			SITC and Schedule B number, commodity description and unit of quantity					
No. in sample	Country of destination	Net quantity	Value (dollars)	No. in sample	Country of destination	Net quantity	Value (dollars)	No. in sample	Country of destination	Net quantity	Value (dollars)
	GUATMAL	146+804	62+115		URUGUAY	15+300	9+523		BR HOND	1+260	1+016
	BR HOND	360	256		ARGENT	58+610	38+158		SALVADR	681+302	377+642
	SALVADR	14+787	6+713		SWEDEN	31+699	34+588		HONDURA	130+039	71+489
	HONDURA	186+405	174+391		U KING	216+229	439+407		NICARAG	2+230+802	1+257+278
	NICARAG	15+750	5+648		IRELAND	1+385	1+000		C RICA	46+794	39+730
	C RICA	392+188	200+627		NETHLD	542+952	389+328		PANAMA	20+066	13+924
	PANAMA	118+668	58+990		BELGIUM	195+510	205+597		CANAL Z	8+400	6+020
	BERMUDA	1+056	640		FRANCE	392+983	346+444		BERMUDA	1+308	1+034
	BAHAMAS	3+417	2+951		W GERM	429+428	434+695		BAHAMAS	38+923	22+825
	JAMAICA	208+258	94+258		SWITZLD	11+058	1+068		BAHAMAS	54+769	32+757
	HAITI	990	530		FINLAND	9+162	3+290		HAITI	26+482	11+103
	DOM REP	485+213	119+614		USSR	770+996	803+486		DOM REP	49+787	16+169
	LW # I	44+150	17+185		SPAIN	36+643	29+136		BARBADO	88	234
	BARBADO	39+731	16+105		PORTUGL	18+426	11+460		TRINID	111+750	40+910
	TRINID	50+397	15+217		ITALY	270+743	266+613		N ANTIL	9+448	9+923
	N ANTIL	1+120	510		GREECE	12+288	11+110		F W IND	584	703
	COLOMB	858+379	298+950		TURKEY	4+279	1+455		COLOMB	831+849	335+434
	VENEZ	1+010+920	473+025		CYPRUS	352	534		VENEZ	40+286	27+411
	B GUIAN	31+351	9+617		IRAG	2+662	2+132		B GUIAN	14+222	9+732
	SURINAM	15+562	8+073		IRAN	48+175	15+170		SURINAM	2+610	2+195
	ECUADOR	34+458	13+097		ISRAEL	78+073	116+488		ECUADOR	5+449	4+308
	PERU	239+947	110+713		PAKISTN	11+380	8+768		PERU	86+395	33+021
	CHILE	64+847	30+072		CEYLON	62+243	75+766		BOLIVIA	99+268	20+233
	BRAZIL	417+154	194+084		THAILND	8+736	3+830		CHILE	78+608	58+065
	URUGUAY	38+682	15+217		Viet NM	15+640	11+825		BRAZIL	10+797	10+797
	ARGENT	4+100	5+025		FED MAL	167+000	106+535		URUGUAY	93+171	105+288
	SWEDEN	197+100	81+056		SNGAPOR	36+286	23+527		ARGENT	414+738	346+602
	U KING	89+670	89+670		INDNSIA	1+920	652		SWEDEN	14+888	11+689
	NETHLD	1+907+242	849+077		PHIL R	116+575	57+582		NORWAY	110	344
	FRANCE	15+370	30+073		KOR REP	2+402	2+402		DEMARK	274+280	146+080
	W GERM	140+707	79+218		HG KONG	110+000	231+000		U KING	259+920	135+145
	SPAIN	304+468	90+685		TAIWAN	1+600	2+580		IRELAND	3+930	2+391
	ITALY	297+301	152+727		JAPAN	820+939	497+615		NETHLD	208+062	166+916
	IRAN	4+400	1+900		NAN IS	1+480	1+176		BELGIUM	119+900	63+228
	ISRAEL	1+802	1+518		AUSTRAL	442+056	490+304		NETHLD	125+496	121+734
	INDIA	54+450	12+001		N ZEAL	132+105	179+905		W GERM	10+890	11+325
	CEYLON	2+300	1+290		BWP IS	500	612		AUSTRIA	3+300	2+591
	Viet NM	24+808	12+702		FR P IS	1+187	876		SWITZLD	12+100	8+712
	FED MAL	80+717	41+904		T PAC I	2+000	2+000		FINLAND	1+000	1+000
	SNGAPOR	14+024	6+490		ALGERIA	220+000	110+000		SPAIN	130+756	133+337
	INDNSIA	2+343	1+200		EGYPT	6+816	6+044		PORTUGL	12+256	10+359
	PHIL R	57+408	15+772		NIGERIA	3+350	1+713		ITALY	422+498	243+265
	KOR REP	58+098	22+988		ANGOLA	1+800	1+814		YUGOSLV	100+542	77+237
	JAPAN	194	1+94		LIBERIA	40+000	11+600		GREECE	16+113	7+813
	AUSTRAL	530+615	206+413		REP CON	1+950	1+957		TURKEY	83+728	83+253
	N ZEAL	5+171	2+508		ETHIOP	1+148	1+330		CYPRUS	110	312
	FR P IS	3+499	1+969		MAURIT	159+400	79+361		SYRIA	2+470	2+441
	T PAC I	710	814		BR E AF	71+666	68+335		LEBANON	9+385	7+501
	MOROC	21+120	4+620		MOZAMBQ	21+434	44+896		IRAN	10+440	10+287
	SUDAN	1+639+732	476+225		MALAGAS	20+339	16+555		ISRAEL	209+699	146+516
	GHANA	850	728		REP S AF	396+413	474+596		JORDAN	1+200	636
	NIGERIA	2+800	2+057		RHOD NY	10+000	7+203		S ARAB	2+514	2+339
	LIBERIA	13+937	11+978		82210 AGRICULTURAL SULPHUR, NEC, EXCEPT FORMULATIONS-LB				INDIA	24+050	12+774
	REP CON	250	276		TOTAL	15+601+938	403+182		PAKISTN	1+519+518	1+12+863
	MAURIT	55+371	16+288		4CANADA	909+400	46+240		CEYLON	24+470	18+430
	BR E AF	55+574	17+308		MEXICO	103+075	4+268		BURMA	322+000	155+250
	MOZAMBQ	43+264	18+301		SALVADR	13+550	1+368		THAILND	156+407	116+233
	REP S AF	36+825	160+175		C RICA	16+334	6+448		Viet NM	84+021	46+843
	RHOD NY	22+594	4+944		PANAMA	70+000	1+506		LAOS	2+000	870
	82205 HERBICIDES, NEC-LB				BERMUDA	8+275	662		FED MAL	2+200	885
	3CANADA	13+943+490	10+868+951		COLOMB	8+037	643		INDNSIA	11+210	10+263
	MEXICO	3+077+848	1+750+268		VENEZ	474+527	16+951		INDNSIA	3+300	1+745
	GUATMAL	51+574	343+989		PERU	1+651+708	38+014		PHIL R	166+537	109+131
	BR HOND	178+642	82+831		BOLIVIA	98+039	4+232		KOR REP	469+228	373+742
	SALVADR	2+334	2+170		BRAZIL	99+900	6+394		HG KONG	93+625	109+756
	HONDURA	56+355	34+375		ARGENT	8+125	650		TAIWAN	546+361	305+743
	NICARAG	22+985	8+562		ITALY	4+750	380		JAPAN	661+569	922+880
	C RICA	43+790	23+050		YUGOSLV	8+900	583		NAN IS	59+042	34+723
	PANAMA	392+319	223+063		GREECE	8+800	296		AUSTRAL	296+074	296+074
	CANAL Z	88+719	55+610		LEBANON	340+668	11+947		N ZEAL	14+940	11+362
	BERMUDA	9+978	12+195		JORDAN	988+369	21+889		T PAC I	500	240
	BAHAMAS	2+672	2+044		INDIA	1+387+840	33+732		MOROC	4+400	2+297
	JAMAICA	218+433	160+227		CEYLON	3+017+960	64+095		LIBYA	2+310	1+973
	DOM REP	343+325	229+134		THAILND	8+800	300		EGYPT	449+445	214+155
	LW # I	21+306	20+217		Viet NM	91+085	2+236		SUDAN	900	726
	BARBADO	24+193	16+195		KOR REP	2+158+172	47+058		CNRY IS	8+643	6+734
	TRINID	113+874	158+716		AUSTRAL	40+300	3+641		NIGERIA	29+464	29+464
	F W IND	118+797	69+836		N ZEAL	21+796	816		ANGOLA	6+750	3+950
	COLOMB	1+476+490	1+057+535		EGYPT	3+263+520	67+500		LIBERIA	3+900	816
	B GUIAN	120+009	553+725		CNRY IS	18+720	1+162		REP CON	36+778	19+190
	SURINAM	15+542	13+183		NEP CON	144+718	7+740		SOM REP	1+723	1+430
	ECUADOR	131+152	140+715		MOZAMBQ	22+000	688		BR E AF	82+977	69+622
	PERU	80+321	43+185		REP S AF	614+570	17+813		MOZAMBQ	146+267	92+688
	BOLIVIA	7+361	3+372		82220 INSECTICIDES, TECH, CONC & FORMUL-15 PCT & OV ORG PHOS, NEC-LB				REP S AF	394+348	254+348
	CHILE	67+117	37+313		TOTAL	17+964+795	11+692+016		RHOD NY	36+300	43+886
	BRAZIL	129+850	123+289		7CANADA	509+949	446+188		BR E AF	82+977	69+622
	PARAGUA	1+333	1+349		MEXICO	3+902+494	2+153+093		MOZAMBQ	146+267	92+688
					GUATMAL	761+312	367+522		RHOD NY	36+300	43+886
									82230 INSECTICIDES, TECH, CONC & FORMUL-15 PCT & OV POLYCHLR, NEC-LB		
									TOTAL	35+282+799	19+596+304
									19CANADA	1+093+512	959+459
									MEXICO	1+060+476	892+828

Generated on 2019-09-18 04:33 GMT / http://hdl.handle.net/2022/juiug.30112119576806
Public Domain, Google-digitized. At least we could see the ants defoliating



Panama received 118,668 pounds of Agent Purple

Vietnam received 24,808 pounds of Agent Purple

Notice SIC 82085 Herbicides NEC, NEC stands for Not Elsewhere classified, these are herbicides and could be the rest of the rainbows all lumped together as N.E.C. Before 1958 2,4-D & 2,4,5-t were in this category, as separate items they could still be in this category. Who knows what this is?

Panama got 88,719 pounds of herbicides not elsewhere classified and the CZ got 12,195 pounds in 1963

Not sure if this is Purple or Orange, as both have the same nomenclature, 2,4-D & 2,4,5-T 50/50, I believe Orange did not start shipping until January 1965

UNITED STATES EXPORTS OF DOMESTIC MERCHANDISE

(The figures in this report for exports to Canada reflect fully compiled data for shipments individually valued \$2,000 and over combined with estimated data for shipments valued \$100-\$1,999 based on a 10 percent sample of such shipments. The figures shown for shipments to countries other than Canada reflect fully compiled data for shipments individually valued \$500 and over combined with estimated data for shipments valued \$100-\$499 based on a 50 percent sample of such shipments. See introductory statement of this report for description of sampling procedures, an explanation regarding the use of the number in the sample which precedes Canada to determine reliability of data for shipments to Canada, and information regarding the reliability of data for shipments to countries other than Canada. Information on all shipments valued at less than \$100 is reported under Schedule B commodity number 99920.)

SITC and Schedule B number, commodity description and unit of quantity			
No. in sample	Country of destination	Net quantity	Value (dollars)
82080 HERBICIDES, 2, 4-D & 2, 4, 5-T AS PARENT ACID-CNT LB			
TOTAL		13,037,413	6,236,771
4	CANADA	2,245,055	796,180
	MEXICO	1,398,082	470,877
	GUATMAL	106,208	66,756
	BR HOND	13,679	7,358
	SALVADR	12,069	6,871
	HONDURA	143,937	158,410
	NICARAG	23,171	13,616
	C RICA	136,087	51,438
	PANAMA	57,918	30,007
	BERMUDA	284	246
	BAHAMAS	16,184	8,817
	JAMAICA	275,834	119,016
	DOM REP	946,867	281,220
	LW WW I	4,263	4,398
	BARBADO	51,367	29,435
	TRINID	51,157	14,299
	F W IND	15,705	14,142
	COLOMB	1,074,421	860,582
	VENEZ	1,529,019	845,440
	B GUIAN	119,760	41,568
	SURINAM	39,666	22,541
	ECUADOR	34,309	47,543
	PERU	92,510	47,366
	CHILE	205,375	82,055
	BRAZIL	431,225	124,507
	PARAGUA	573	638
	URUGUAY	147,493	63,793
	ARGENT	19,596	22,171
	SWEDEN	434,829	173,692
	NORWAY	10,320	5,152
	DENMARK	49,387	24,575
	U KING	208,883	161,858
	IRELAND	20,992	8,720
	NETHLD	952,540	590,664
	BELGIUM	11,000	2,860
	FRANCE	228,972	84,185
	W GERM	100,660	106,160
	USSR	1,184	2,312
	SPAIN	352,860	101,184
	ITALY	165,407	94,160
	GREECE	15,070	7,012
	LEBANON	4,052	1,298
	IRAN	420	238
	ISRAEL	7,757	4,782
	INDIA	5,545	4,851
	PAKISTN	576	564
	VIET NM	10,150	4,927
	MALAYSIA	127,780	59,451
	INDONESIA	1,485	1,460
	PHIL R	116,941	35,354
	KOR REP	10,093	10,932
	AUSTRAL	36,000	36,045
	N ZEAL	48,732	14,256
	FR P IS	3,300	1,489
	MOROCCO	68,838	18,665
	EGYPT	9,680	4,420
	SUDAN	165,184	134,754
	NIGERIA	386	238
	LIBERIA	1,000	534
	CONGO	39,445	9,548
	ETHIOP	994	304
	KENYA	23,274	10,402
	MAURIT	34,629	10,150
	MOZAMBQ	5,495	4,872
	REP SAF	568,939	272,433
	RHODMAL	2,800	980
82085 HERBICIDES, NEC-LB			
TOTAL		23,360,103	19,498,909
49	CANADA	3,705,538	2,242,371
	MEXICO	632,200	622,839
	GUATMAL	117,024	72,377
	BR HOND	15,034	7,876
	SALVADR	135,995	80,756
	HONDURA	15,379	11,065
	NICARAG	235,005	187,021
	C RICA	570,532	306,480
	PANAMA	188,769	132,454
	CANAL Z	9,470	9,953
	BERMUDA	1,748	1,478
	BAHAMAS	3,214	2,738
	JAMAICA	278,423	176,338
	DOM REP	240,222	320,741
	LW WW I	16,950	17,023
	BARBADO	7,268	4,812
	TRINID	109,165	185,599
	N ANTIL	720	296
	F W IND	85,000	43,762

SITC and Schedule B number, commodity description and unit of quantity			
No. in sample	Country of destination	Net quantity	Value (dollars)
	COLOMB	2,097,679	1,888,886
	VENEZ	1,542,740	1,184,487
	B GUIAN	600	382
	SURINAM	68,759	46,391
	ECUADOR	114,230	68,067
	PERU	157,706	102,155
	BOLIVIA	4,412	1,100
	CHILE	39,066	35,010
	BRAZIL	562,259	243,820
	URUGUAY	61,150	32,328
	ARGENT	193,814	143,930
	ICELAND	5,160	5,670
	SWEDEN	40,083	43,211
	DENMARK	9,790	9,278
	U KING	445,473	860,486
	NETHLD	1,015,893	961,229
	BELGIUM	992,392	1,270,256
	FRANCE	783,446	754,744
	W GERM	540,543	680,342
	AUSTRIA	1,056	1,700
	HUNGARY	219,800	159,844
	SWITZLD	20,640	17,894
	FINLAND	11,000	2,475
	POLAND	360	398
	USSR	1,904,882	1,726,677
	SPAIN	38,358	32,729
	PORTUGL	84,002	53,940
	ITALY	517,603	474,107
	GREECE	53,060	48,385
	TURKEY	76,701	39,235
	CYPRUS	4,992	1,494
	IRAQ	4,558	4,797
	IRAN	30,193	18,210
	ISRAEL	70,706	91,351
	INDIA	10,291	8,225
	PAKISTN	15,151	12,197
	CEYLON	6,350	13,970
	THAILND	5,810	4,915
	VIET NM	10,900	8,138
	MALAYSIA	696,848	297,468
	INDONESIA	30,896	6,322
	PHIL R	79,987	28,188
	KOR REP	8,495	6,591
	HG KONG	124,240	261,960
	TAIWAN	6,530	4,486
	JAPAN	1,720,987	953,164
	AUSTRAL	709,520	870,887
	N ZEAL	446,506	450,775
	T PAC I	5,670	3,804
	MOROCCO	41,522	7,726
	LIBYA	2,400	220
	EGYPT	1,800	4,788
	CNRY I	100	250
	MAURITN	36,000	7,780
	GUINEA	1,560	1,104
	GHANA	1,920	970
	O W AF	1,200	302
	CONGO	24,734	16,576
	ETHIOP	952	535
	KENYA	132,359	89,116
	MAURIT	218,872	211,944
	MALAGAS	14,190	11,550
	REP SAF	921,551	783,421
	RHODMAL	2,000	550
82210 AGRICULTURAL SULPHUR, NEC, EXCEPT FORMULATIONS-LB			
TOTAL		18,733,616	431,062
4	CANADA	300,640	20,238
	MEXICO	56,652	4,822
	GUATMAL	37,378	2,272
	SALVADR	10,784	1,368
	HONDURA	20,000	800
	C RICA	48,400	1,679
	BERMUDA	43,674	1,154
	JAMAICA	12,000	588
	VENEZ	445,206	12,404
	ECUADOR	44,000	1,538
	PERU	555,297	14,603
	BRAZIL	110,300	7,059
	ITALY	17,454	380
	LEBANON	483,902	16,740
	IRAN	67,200	5,749
	JORDAN	1,639,531	37,175
	AFGHAN	10,000	568
	INDIA	448,163	21,239
	CEYLON	2,908,704	62,656
	VIET NM	87,385	2,069
	N ZEAL	20,000	650
	EGYPT	11,029,471	204,746
	CNRY I	13,235	990

SITC and Schedule B number, commodity description and unit of quantity			
No. in sample	Country of destination	Net quantity	Value (dollars)
	REP SAF	324,240	9,575
82220 INSECTICIDES, TECH, CONC & FORMUL-15 PCT & OV ORG PHOS, NEC-LB			
TOTAL		21,525,670	14,152,348
6	CANADA	328,903	255,252
	MEXICO	5,563,566	3,106,469
	GUATMAL	873,110	626,335
	BR HOND	46,820	17,171
	SALVADR	1,006,819	542,666
	HONDURA	177,874	123,438
	NICARAG	890,540	501,675
	C RICA	85,033	68,028
	PANAMA	32,250	16,778
	CANAL Z	4,000	2,150
	BERMUDA	994	844
	BAHAMAS	42,247	31,019
	JAMAICA	59,569	38,083
	HAITI	157,119	66,398
	DOM REP	56,662	22,042
	BARBADO	1,354	963
	TRINID	424,279	190,504
	N ANTIL	6,252	7,483
	F W IND	876	1,106
	COLOMB	243,040	155,433
	VENEZ	107,400	96,502
	B GUIAN	21,046	13,281
	SURINAM	13,320	8,236
	ECUADOR	82,071	33,626
	PERU	88,804	43,877
	BOLIVIA	28,180	7,500
	CHILE	89,843	53,072
	BRAZIL	695,052	493,096
	URUGUAY	147,086	183,116
	ARGENT	607,672	401,356
	SWEDEN	23,924	15,617
	NORWAY	2,436	2,029
	DENMARK	41,150	29,804
	U KING	267,231	506,696
	IRELAND	15,850	44,916
	NETHLD	284,589	319,110
	BELGIUM	693,020	326,001
	FRANCE	230,130	150,837
	W GERM	18,860	18,771
	AUSTRIA	1,100	792
	SWITZLD	29,550	21,918
	FINLAND	6,012	4,238
	SPAIN	156,129	150,696
	PORTUGL	2,249	2,985
	GIBRALT	274	486
	ITALY	443,140	275,715
	YUGOSLV	224,400	137,462
	GREECE	59,952	48,441
	TURKEY	110,000	69,597
	CYPRUS	110	358
	SYRIA	6,080	3,837
	LEBANON	51,811	32,487
	IRAQ	1,464	1,383
	IRAN	170,639	37,337
	ISRAEL	118,888	65,766
	S ARAB	11,984	10,071
	ARABIA	700	1,375
	BAHRAIN	4,410	2,167
	INDIA	40,080	27,160
	PAKISTN	2,109,033	912,495
	CEYLON	23,422	18,421
	BURMA	754,500	342,750
	THAILND	48,742	43,848
	VIET NM	39,860	32,162
	LAOS	396	842
	MALAYSIA	30,190	21,934
	INDONESIA	3,100	1,811
	PHIL R	111,508	80,807
	KOR REP	234,432	227,307
	HG KONG	209,772	237,577
	TAIWAN	951,388	541,041
	JAPAN	722,913	1,035,591
	NAN IS	116,959	62,73
	AUSTRAL	336,851	505,071
	N ZEAL	43,786	44,19
	MOROCCO	12,156	11,83
	TUNISIA	259	87
	LIBYA	2,791	4,38

U.S. Exports of Domestic Merchandise

Table 2.-COMMODITY BY COUNTRY

(Information regarding coverage, valuation, the sampling procedures used in estimating exports in shipments individually valued \$100-\$1,999 to Canada and \$100-\$499 to countries other than Canada, and an explanation of the data shown as "OTH CTY," is presented in the introduction to this report. Data on shipments valued at less than \$100 is reported under Schedule B commodity number 9310040 and excluded from all other commodity classifications.)

Schedule B commodity number, description and unit of quantity					Schedule B commodity number, description and unit of quantity				
Country of destination	Current month		Cumulative, January to date		Country of destination	Current month		Cumulative, January to date	
No. in sample (Canada only)	Net quantity	Value (dollars)	Net quantity	Value (dollars)	No. in sample (Canada only)	Net quantity	Value (dollars)	Net quantity	Value (dollars)
VENEZ.....	1 469	2 035	137 144	75 406	VIET NM...	-	-	32 500	13 900
ECUADOR...	7 500	3 643	111 592	53 640	MALAYS...	40 000	14 688	931 592	379 210
CHILE.....	36 950	23 798	107 950	73 390	PHIL R....	14 422	5 881	49 628	19 675
BRAZIL....	3 903	4 070	152 521	108 758	JAPAN....	-	-	380 725	172 640
ARGENT....	35 700	24 895	161 932	85 356	AUSTRAL...	-	-	643 456	834 897
SWEDEN...	2 100	2 877	152 400	42 161	KENYA....	30 000	11 626	95 000	37 468
NORWAY...	-	-	19 500	20 835	REP SAF...	-	-	225 364	104 463
U KING...	74 705	120 659	243 885	366 280	OTH CTY...	7 165	10 481	99 067	93 120
IRELAND...	-	-	7 750	12 075	TOTAL.....	1 876 971	1 958 408	12 972 503	11 296 725
NETHLD...	-	-	109 621	224 912	5120640 DICHLORODIPHENYL TRICHLOROETHANE (DDT)	-	-	-	-
BELGIUM...	-	-	434 389	479 580	CANADA....	110 025	19 805	1 290 514	210 521
FRANCE...	440	880	31 752	30 236	MEXICO....	-	-	2 010 100	333 444
W GERM...	20 175	28 822	95 986	56 141	GUATMAL...	100 000	14 723	1 910 450	288 190
SPAIN....	-	-	107 990	66 770	SALVADR...	50 000	7 940	1 037 692	165 078
ITALY....	5 220	7 862	215 517	121 863	NICARAG...	-	-	5 128 648	793 016
YUGOSLV...	-	-	44 350	15 893	C RICA....	-	-	105 000	17 830
GREECE...	71 250	24 240	132 343	82 670	COLOMB...	249 775	39 814	803 775	123 494
BULGAR...	-	-	110 350	22 070	VENEZ....	16 320	2 296	521 970	80 464
INDIA....	15 602	5 332	376 052	127 837	ECUADOR...	4 000	966	397 501	84 763
PAKISTN...	-	-	140 820	47 160	PERU.....	20 000	3 565	137 550	24 167
PHIL R....	-	-	18 875	14 452	CHILE....	-	-	264 945	57 659
KOR REP...	-	-	26 640	13 187	BRAZIL....	617 400	108 926	4 517 502	690 065
TAIWAN...	11 539	23 367	22 339	26 688	U KING...	-	-	4 178 608	72 493
JAPAN....	300	543	104 224	148 829	FRANCE...	-	-	551 000	79 688
AUSTRAL...	5 305	5 606	198 148	261 701	W GERM...	-	-	160 288	24 492
N ZEAL...	400	1 152	44 311	54 531	HUNGARY...	-	-	660 850	104 213
REP SAF...	-	-	61 511	20 142	SPAIN....	-	-	110 250	15 501
OTH CTY...	9 166	6 118	187 829	127 912	YUGOSLV...	-	-	885 000	124 018
TOTAL.....	723 581	528 461	8 496 522	5 126 724	TURKEY....	-	-	1 102 275	152 902
5120620 HERBICIDES, 2, 4-D, AND 2, 4, 5-T, INCLUD SALTS & ESTERS THEREOF, AS PARENT ACID	-	-	-	-	IRAN.....	54 323	8 900	147 357	27 837
CANADA....	-	-	1 093 758	514 434	PAKISTN...	-	-	138 608	27 066
MEXICO....	-	-	639 500	213 247	THAILND...	30 000	6 230	275 973	53 332
GUATMAL...	-	-	72 158	21 250	PHIL R....	5 000	1 150	145 000	25 610
C RICA....	-	-	56 060	13 564	AUSTRAL...	268 000	47 290	1 257 088	218 838
JAMAICA...	-	-	34 058	17 607	N ZEAL...	504 000	95 551	2 184 000	385 721
COLOMB...	46 538	59 008	489 029	247 521	ALGERIA...	-	-	94 800	13 575
VENEZ....	39 560	8 325	766 689	220 385	EGYPT....	-	-	616 460	94 089
ECUADOR...	20 880	6 100	54 568	16 981	SUDAN....	-	-	645 700	104 257
PERU.....	-	-	26 002	15 175	IVY CST...	-	-	264 525	47 614
CHILE....	-	-	229 451	71 768	GHANA....	79 808	20 750	79 808	20 750
BRAZIL....	-	-	98 310	20 479	CONGO....	-	-	149 700	26 221
URUGUAY...	-	-	134 736	38 603	KENYA....	-	-	324 250	52 262
SWEDEN...	-	-	349 411	172 401	OTH CTY...	54 884	9 758	440 959	89 153
U KING...	800	666	10 944	35 879	TOTAL.....	2 163 535	387 664	28 838 146	4 628 323
NETHLD...	-	-	1 201 055	466 027	5120650 POLYCHLOR INSECTICIDES	-	-	-	-
BELGIUM...	-	-	17 535	18 850	CANADA....	131 588	78 062	1 579 737	1 326 059
W GERM...	-	-	48 437	43 137	MEXICO....	106 990	118 738	812 060	725 025
SWITZLD...	-	-	221 518	151 855	GUATMAL...	271 540	62 526	3 234 903	764 730
SPAIN....	-	-	55 120	15 434	SALVADR...	83 025	19 345	3 129 971	718 271
ITALY....	66 300	17 569	204 681	77 046	HONDURA...	18 370	3 261	237 686	48 504
MALAYS...	2 800	834	44 400	16 604	NICARAG...	-	-	4 853 150	1 386 715
MOROC....	-	-	85 587	22 552	C RICA....	3 000	1 331	263 390	66 851
MOZAMBQ...	-	-	85 250	23 282	PANAMA....	-	-	67 794	23 239
REP SAF...	96 700	42 355	675 111	277 807	BAHAMAS...	844	535	29 143	23 509
OTH CTY...	3 000	4 532	230 336	89 891	TRINID...	-	-	59 905	15 402
TOTAL.....	276 578	139 389	6 923 578	2 821 779	COLOMB...	505 675	116 706	2 607 340	600 744
5120630 HERBICIDES, NEC	-	-	-	-	PERU.....	67 300	61 157	717 892	380 953
CANADA....	74 504	26 914	3 958 049	2 786 127	B GUIAN...	2 128	554	110 782	19 105
MEXICO....	30 356	59 822	275 376	319 767	ECUADOR...	11 100	6 013	398 463	123 887
GUATMAL...	43 650	48 015	75 700	76 599	PERU.....	-	-	144 358	53 014
SALVADR...	-	-	12 500	27 792	CHILE....	300	862	374 850	109 737
HONDURA...	5 000	2 150	35 816	18 354	BRAZIL....	572 550	127 483	2 820 346	812 758
NICARAG...	10 350	10 350	41 737	73 803	PARAGUA...	-	-	118 135	57 518
C RICA....	-	-	212 142	105 408	URUGUAY...	-	-	35 550	14 379
PANAMA....	-	-	61 750	31 911	ARGENT...	4 000	3 042	193 155	124 643
JAMAICA...	1 381	555	275 691	115 213	U KING...	-	-	52 698	24 933
DOM REP...	-	-	63 251	50 723	NETHLD...	47 578	29 787	444 346	309 015
LW WW I...	500	320	31 055	18 633	BELGIUM...	66 000	42 979	126 400	83 979
TRINID...	-	-	47 500	27 535	FRANCE...	39 600	25 439	856 772	384 732
F W IND...	-	-	97 000	44 810	W GERM...	20 500	41 846	302 716	249 121
COLOMB...	454 368	380 624	596 455	560 362	SPAIN....	390	356	38 678	35 918
VENEZ....	-	-	181 055	171 414	ITALY....	112 050	73 329	379 183	238 819
SURINAM...	-	-	32 500	13 256	YUGOSLV...	-	-	28 600	22 022
PERU.....	3 455	2 391	91 463	60 120	GREECE...	-	-	149 480	50 741
CHILE....	-	-	53 660	35 362	BULGAR...	-	-	80 000	16 000
BRAZIL....	2 856	5 785	74 082	123 736	IRAN.....	9 450	2 187	646 851	134 956
ARGENT...	39 000	76 833	189 652	172 076	ISRAEL...	46 300	12 372	200 825	188 038
DENMARK...	-	-	16 331	62 112	INDIA....	16 110	10 280	1 479 186	1 413 005
U KING...	-	-	439 563	818 238	PAKISTN...	190 908	105 333	1 050 749	463 065
NETHLD...	456 000	456 478	573 876	522 624	THAILND...	4 100	2 275	50 337	27 096
BELGIUM...	355 648	432 816	415 600	512 926	MALAYS...	16 000	16 354	36 545	37 006
FRANCE...	306 295	407 570	741 536	1 176 030	PHIL R....	57 870	22 956	228 177	75 740
W GERM...	515	1 042	321 353	361 607	TAIWAN...	-	-	103 540	91 451
USSR....	-	-	1 415 436	1 069 831	JAPAN....	32 985	56 595	485 962	590 241
SPAIN....	-	-	36 819	36 719	NAN IS...	-	-	36 696	15 526
ITALY....	247	500	103 723	225 599	AUSTRAL...	36 160	42 291	291 601	426 232
ISRAEL...	1 259	3 567	44 500	82 665	N ZEAL...	-	-	379 492	72 883
					MOROC....	-	-	46 656	26 645

Table 2. COMMODITY BY COUNTRY

(Consult introduction for coverage, valuation, and other definitions, the method of handling low value shipments and certain types of shipments not classified by commodity. An explanation of Special Category and security restrictions is also included in the introduction. "SC" at the end of an alphabetic commodity description indicates Special Category commodity)

Schedule B commodity number, description and unit of quantity					Schedule B commodity number, description and unit of quantity					
Country of destination	Current month		Cumulative, January to date		Country of destination	Current month		Cumulative, January to date		
	No. in sample (Canada only)	Value (dollars)	Net quantity	Value (dollars)		No. in sample (Canada only)	Net quantity	Value (dollars)	Net quantity	Value (dollars)
5120520	DIOCTYL PHTHALATES				LB	DENMARK...	440	902	14 961	14 846
CANADA...	184 760	30 835	1 218 536	190 011	U KING....	160 310	238 027	182 871	282 914	
MEXICO....	-	-	1 665 890	331 973	NETHLDs...	950	1 532	75 171	187 010	
COLOMB....	11 250	3 713	131 539	26 485	BELGIUM....	-	-	659 400	736 769	
VENEZ....	-	-	82 770	14 547	FRANCE....	2 596	3 558	79 240	65 577	
CHILE.....	-	-	231 695	38 872	W GERM....	11 500	13 455	27 625	40 261	
BRAZIL....	-	-	76 685	19 753	SWITZLD...	3 741	3 671	10 945	18 756	
BELGIUM....	-	-	110 039	22 752	ITALY.....	5 000	7 250	296 800	304 956	
FRANCE....	-	-	60 050	16 280	GREECE....	-	-	36 236	13 599	
ITALY.....	6 160	1 232	99 620	30 078	TURKEY....	-	-	7 306	32 915	
TURKEY....	-	-	877 486	135 491	ISRAEL....	-	-	11 500	23 046	
INDIA.....	-	-	635 660	93 461	INDIA.....	-	-	71 905	24 084	
PAKISTN...	90 000	20 739	169 600	36 659	PHIL R....	-	-	12 979	14 092	
S VETNM...	601 760	83 160	3 516 421	494 155	KOR REP...	-	-	128 000	58 168	
HG KONG...	-	-	2 008 913	252 449	TAIWAN....	3 383	7 338	53 651	65 786	
TAIWAN....	1 012 806	149 473	4 675 168	629 870	JAPAN....	208 850	134 260	266 133	216 218	
OTH CTY...	1 920	595	307 252	55 252	AUSTRAL...	1 630	4 523	154 495	193 334	
TOTAL.....	1 908 656	289 747	15 867 324	2 388 088	N ZEAL....	-	-	27 018	35 838	
5120535	OTHER PHTHALATE ANHYDRIDE ESTER				LB	REP SAF...	-	-	109 557	118 290
PLASTICIZERS					OTH CTY...	6 612	5 570	187 707	132 288	
CANADA....	1 832 198	335 211	27 243 612	5 444 071	TOTAL.....	884 117	641 980	6 365 585	4 833 805	
MEXICO....	476 000	124 912	6 143 444	1 143 900	5120620	HERBICIDES, 2: 4-D; AND 2: 4: 5-T-1				
COLOMB....	7 059	3 122	458 665	83 005	INCLUD SALTS & ESTERS THEREOF, AS PARENT ACID					
VENEZ....	1 960	460	142 610	36 369	CANADA....	-	-	103 125	73 302	
PERU.....	-	-	67 540	14 710	MEXICO....	-	-	101 149	69 989	
BOLIVIA...	-	-	114 270	18 650	C RICA....	6 647	1 913	50 826	33 966	
CHILE.....	10 920	2 806	542 220	103 474	COLOMB....	150 000	141 000	2 385 849	1 242 755	
BRAZIL....	305 076	85 618	9 472 428	1 904 116	VENEZ....	9 800	8 134	150 600	76 811	
ARGENT....	310 710	86 363	2 613 840	960 961	GUYANA....	-	-	98 986	28 312	
SWEDEN....	-	-	54 410	23 009	ECUADOR...	-	-	37 592	12 784	
U KING....	624 000	145 294	1 464 742	395 960	URUGUAY...	-	-	68 000	23 415	
NETHLDs...	275 450	61 976	2 210 950	498 850	ARGENT....	-	-	95 162	87 307	
BELGIUM....	401 500	86 252	16 607 239	2 999 375	U KING....	-	-	259 112	85 823	
FRANCE....	440 640	91 212	2 351 667	503 634	NETHLDs...	-	-	509 634	354 188	
W GERM....	7 820	2 540	181 727	92 757	SPAIN....	110 000	33 000	199 650	58 439	
SWITZLD...	4 400	764	52 600	21 783	ITALY.....	-	-	16 010	22 375	
ITALY.....	-	-	3 567 100	872 668	MALAYSA...	6 384	2 682	25 648	18 949	
GREECE....	-	-	76 500	27 140	PHIL R....	-	-	67 320	16 070	
TURKEY....	68 400	9 990	438 406	115 220	AUSTRAL...	-	-	17 290	13 129	
INDIA.....	-	-	330 400	75 992	MOROCC....	48 000	12 480	88 000	22 880	
S VETNM...	-	-	225 023	35 740	KENYA....	-	-	65 263	22 397	
PHIL R....	3 000	750	681 083	120 579	REP SAF...	100 000	73 190	930 452	452 790	
HG KONG...	-	-	772 150	130 400	OTH CTY...	3 237	1 313	149 308	93 942	
TAIWAN....	165 300	36 366	520 100	138 251	TOTAL.....	434 068	273 712	5 418 976	2 809 623	
JAPAN....	89 700	47 541	123 366	69 758	5120630	HERBICIDES, NEC				
AUSTRAL...	25 200	1 429	1 724 206	325 412	1 CANADA....	150 523	89 994	4 368 217	3 369 635	
N ZEAL....	54 750	11 176	166 250	32 545	MEXICO....	450	520	287 087	395 808	
REP SAF...	59 720	20 766	579 571	131 704	GUATMAL...	1 556	3 150	72 863	30 569	
OTH CTY...	21 480	5 990	386 892	86 044	HONDURA...	-	-	124 842	48 576	
TOTAL.....	5 185 283	1 160 538	79 313 011	16 405 847	NICARAG...	-	-	66 823	118 516	
5120540	PLASTICIZERS, CYCLIC, NEC				LB	C RICA....	2 000	752	93 847	45 536
2 CANADA....	249 700	81 972	2 316 630	679 483	PANAMA....	10 650	4 496	215 085	125 086	
MEXICO....	10 870	5 253	171 270	63 496	JAMAICA...	28 000	8 551	228 950	73 008	
PERU.....	-	-	63 030	13 266	DOM REP...	-	-	261 300	68 954	
BRAZIL....	13 020	4 978	272 890	89 871	LW WW I...	18 500	9 815	114 675	31 172	
ARGENT....	2 100	627	42 684	19 511	TRINID...	2 000	1 044	18 567	14 077	
U KING....	-	-	57 104	23 330	COLOMB....	-	-	518 058	587 031	
NETHLDs...	-	-	71 695	25 926	VENEZ....	23 387	7 772	56 665	28 545	
BELGIUM....	50 122	14 969	1 032 354	335 514	PERU.....	15 158	7 563	52 468	33 428	
FRANCE....	10 441	5 084	98 234	44 062	CHILE....	-	-	195 742	124 042	
W GERM....	-	-	97 010	27 979	BRAZIL....	-	-	106 454	211 643	
SWITZLD...	2 042	2 000	64 489	47 428	ARGENT....	33 140	13 991	198 360	164 119	
SPAIN....	-	-	56 840	20 682	SWEDEN....	-	-	16 908	64 357	
ITALY.....	2 465	810	80 358	50 573	U KING....	69 075	213 790	186 229	652 872	
TURKEY....	-	-	60 930	13 838	IRELAND...	-	-	9 061	14 967	
PHIL R....	1 050	394	75 820	20 224	NETHLDs...	2 975	3 599	544 722	348 738	
TAIWAN....	-	-	451 130	39 610	BELGIUM....	-	-	207 038	197 551	
JAPAN....	1 600	536	119 830	84 597	FRANCE....	78 250	215 530	922 389	869 767	
AUSTRAL...	4 105	1 434	224 475	75 018	W GERM....	-	-	51 147	84 594	
REP SAF...	2 120	1 066	68 962	18 294	HUNGARY...	272 784	229 855	272 944	230 215	
OTH CTY...	5 560	2 933	176 319	51 209	SWITZLD...	59 194	50 977	85 977	105 870	
TOTAL.....	355 195	122 056	5 602 054	1 743 911	USSR.....	-	-	550 197	365 629	
5120610	FUNGICIDES				LB	SPAIN....	-	-	29 036	43 009
CANADA....	267 009	122 455	2 283 099	1 480 986	ITALY.....	-	-	123 750	321 750	
MEXICO....	47 930	18 438	410 192	198 977	GREECE....	-	-	26 920	19 804	
GUATMAL...	-	-	53 508	22 242	ISRAEL....	-	-	41 919	47 888	
SALVADR...	11 925	10 945	22 091	20 167	THAILND...	-	-	27 896	18 130	
HONDURA...	10 000	1 330	77 600	13 799	MALAYSA...	23 200	10 455	1 195 046	475 403	
DOM REP...	12 000	6 540	279 801	36 984	SINGAPR...	-	-	65 000	28 210	
COLOMB....	-	-	106 613	85 263	PHIL R....	-	-	59 892	31 905	
VENEZ....	1 050	1 317	33 168	22 390	TAIWAN....	2 500	7 097	9 074	24 286	
ECUADOR...	7 500	3 990	108 776	60 698	JAPAN....	10 000	2 750	71 088	68 925	
PERU.....	6 220	3 403	52 735	23 043	AUSTRAL...	118 435	168 831	665 531	1 040 754	
CHILE....	-	-	52 160	45 844	N ZEAL....	65 000	29 251	413 173	247 156	
BRAZIL....	115 471	53 476	318 916	172 131	EGYPT....	-	-	322 640	134 201	
URUGUAY...	-	-	26 200	12 139	MAURIT...	-	-	124 726	25 725	
ARGENT....	-	-	108 801	39 792	REP SAF...	6 200	9 541	274 478	695 140	
NORWAY....	-	-	18 425	20 603	MALAWI...	52 500	22 042	52 500	22 042	

Generated on 2019-09-18 03:49 GMT / http://hdl.handle.net/2027/pst.000073285489
 Public Domain, Google-digitized / http://www.hathitrust.org/access_use#pd-google

Neither Vietnam, Panama, nor Thailand received 2,4-D & 2,4,5-T
 South Vietnam received 25,300 of unknown herbicides, year ending with 50,500 pounds on hand
 Panama received 7,950 pounds of unknown herbicides this month, year ending with 244,692 pounds of
 unknown herbicides for this year

Table 2. Schedule B Commodity By Country--Domestic Merchandise

(The figure preceding country designation Canada is the number in the sample for Canada. "SC" at the end of an alphabetic commodity description indicates "Special Category" commodity. See Introduction for coverage, valuation, explanation of Special Category, method of sampling low value shipments, certain types of shipments not classified by commodity, and other definitions and features of the export statistics.)

Country of destination	Current month		Cumulative, January to date		Country of destination	Current month		Cumulative, January to date	
	Net quantity	Value (dollars)	Net quantity	Value (dollars)		Net quantity	Value (dollars)	Net quantity	Value (dollars)
PHIL R....	-	-	169 640	29 679	MOZAMBOQ...	22 000	26 712	22 000	26 712
KOR REP...	336 400	74 723	343 039	75 918	REP SAF...	-	-	500 570	156 141
HG KONG...	1 000	372	149 000	32 932	OTH CTY...	23 235	7 439	259 398	87 315
TAIWAN....	-	-	5 373 878	1 111 054	TOTAL...	757 510	170 057	4 410 496	1 892 898
JAPAN.....	220 320	3 453	13 028 513	3 030 778	5120630 HERBICIDES, NEC	-	-	-	LB
AUSTRAL...	24 275	6 382	416 695	96 127	CANADA.....	672 805	741 554	7 545 943	6 363 057
N ZEAL....	9 800	2 400	272 000	50 293	MEXICO.....	-	-	195 098	290 690
REP SAF...	31 370	5 822	651 610	134 712	GUATMAL...	11 050	3 647	78 481	44 168
OTH CTY...	10 190	2 378	268 407	68 006	SALVADR...	-	-	34 386	19 270
TOTAL... 9 737 308	2 058 282	101 245 465	21 717 592	5 499 094	HONDURA...	3 430	812	94 952	33 539
5120540 PLASTICIZERS, CYCLIC, NEC	-	-	-	-	NICARAG...	2 074	836	22 624	15 261
CANADA.....	25 000	9 250	1 500 366	494 064	C RICA...	-	-	123 177	50 230
MEXICO.....	7 798	3 360	252 048	97 201	PANAMA.....	7 950	2 624	244 692	85 852
PERU.....	60 300	13 381	183 020	38 567	JAMAICA...	-	-	324 000	105 080
BRAZIL....	-	-	186 293	78 723	DOM REP...	1 000	664	38 252	29 166
U KING....	23 525	9 755	83 201	36 320	F W IND...	-	-	42 703	16 422
NETHLDs...	-	-	49 510	17 189	COLOMB...	12 500	23 750	288 089	431 626
BELGIUM...	3 330	1 865	632 106	205 879	VENEZ...	57 876	23 023	130 539	54 231
FRANCE....	3 580	1 558	110 360	41 894	GUAYANA...	-	-	53 520	15 916
W GERM....	1 180	438	64 990	36 181	ECUADOR...	20 009	8 798	128 870	68 869
SPAIN.....	4 240	1 809	85 276	48 643	PERU.....	13 780	7 544	64 160	35 114
ITALY.....	2 580	805	81 351	40 452	BRAZIL....	26 273	26 547	55 868	67 459
IRAN.....	-	-	985 800	164 826	ARGENT...	44 090	16 740	393 622	206 776
INDIA.....	1 350	945	91 165	22 589	SWEDEN...	2 300	10 530	37 380	70 110
S VETNM...	22 500	37 868	156 150	86 466	DENMARK...	-	-	7 300	32 120
TAIWAN....	-	-	1 102 296	80 846	U KING....	52 686	94 773	161 882	320 573
JAPAN.....	70 525	36 270	606 712	291 159	IRELAND...	36 675	3 941	45 802	20 785
AUSTRAL...	17 685	4 536	398 400	121 029	NETHLDS...	778 500	388 188	2 565 945	1 308 616
REP SAF...	2 100	693	85 100	31 008	BELGIUM...	700	2 870	133 205	135 804
OTH CTY...	4 930	2 234	159 390	46 491	FRANCE....	7 600	33 060	77 000	206 721
TOTAL... 256 623	124 767	6 813 534	1 979 527	5 499 094	W GERM...	16 300	66 385	42 305	151 816
5120610 FUNGICIDES	-	-	-	-	HUNGARY...	-	-	112 025	67 839
1 CANADA.....	54 158	50 099	1 695 681	1 332 148	SWITZLD...	100	302	2 640 291	1 844 671
MEXICO.....	22 550	8 421	167 222	89 446	USSR.....	-	-	13 436	14 985
COLOMB...	-	-	73 237	67 056	GREECE...	-	-	41 575	19 319
VENEZ...	4 340	4 190	120 524	62 363	RUMANIA...	166 445	135 832	634 754	475 874
ECUADOR...	7 925	5 158	41 005	28 132	TURKEY...	177 500	54 138	177 500	54 138
CHILE.....	2 700	4 482	105 160	68 980	ISRAEL...	13 200	3 960	113 326	32 265
BRAZIL....	-	-	163 464	83 033	INDIA.....	5 974	1 701	20 274	14 618
ARGENT...	-	-	30 452	18 964	PAKISTN...	-	-	24 400	16 116
U KING....	11 025	1 197	247 648	358 825	THAILND...	-	-	21 355	12 075
NETHLDs...	51 650	34 507	122 346	194 471	S VETNM...	25 200	19 683	50 400	39 366
BELGIUM...	14 068	28 728	440 970	545 780	MALAYSA...	97 500	41 998	582 653	240 804
FRANCE....	2 200	6 166	13 637	22 927	SINGAPR...	40 000	15 789	182 414	76 593
AUSTRIA...	-	-	9 975	15 461	PHIL R....	-	-	14 795	14 445
SWITZLD...	250	875	37 878	62 445	TAIWAN....	-	-	3 570	12 114
ITALY.....	5 000	6 750	486 120	463 069	JAPAN.....	11 000	1 045	169 794	87 659
YUGOSLV...	-	-	15 375	24 409	AUSTRAL...	29 970	86 285	362 563	842 094
GREECE...	-	-	18 700	17 651	N ZEAL....	1 600	3 824	46 779	126 574
TURKEY...	-	-	113 802	230 448	EGYPT....	-	-	330 000	129 822
ISRAEL...	-	-	7 500	15 788	KENYA....	-	-	90 800	31 987
INDIA.....	-	-	41 405	13 477	MAURIT...	-	-	100 000	18 210
THAILND...	7 200	3 290	149 838	36 010	REP SAF...	-	-	214 140	633 293
S VETNM...	31 968	11 040	69 968	19 998	OTH CTY...	37 880	11 629	306 943	91 627
PHIL R....	-	-	58 112	59 828	TOTAL... 2 373 967	1 832 472	19 183 582	15 075 939	
KOR REP...	-	-	71 308	33 805	5120640 DICHLORODIPHENYL TRICHLOROETHANE (DDT)	-	-	-	LB
TAIWAN....	-	-	16 574	21 240	CANADA.....	-	-	1 834 396	306 605
JAPAN.....	28 700	35 875	63 881	73 309	MEXICO.....	-	-	1 432 217	257 299
NAN IS...	-	-	25 140	18 826	GUATMAL...	75 000	11 466	840 500	132 264
AUSTRAL...	6 600	16 618	122 841	167 930	SALVADR...	280 000	46 816	1 916 625	297 628
N ZEAL....	-	-	41 561	47 816	HONDURA...	-	-	177 396	31 479
TUNISIA...	-	-	41 800	15 742	NICARAG...	9 000	1 436	6 124 554	955 078
REP SAF...	-	-	144 327	156 259	C RICA...	106 000	18 056	310 000	47 760
RHODESIA...	-	-	49 000	54 986	COLOMB...	-	-	965 000	164 663
OTH CTY...	-	-	143 167	89 094	VENEZ...	29 330	5 203	256 141	43 015
TOTAL... 250 334	217 396	4 949 611	4 509 716	5 499 094	BRAZIL....	-	-	5 502 475	960 335
5120620 HERBICIDES, 2, 4-D, AND 2, 4, 5-T, INCLUD SALTS & ESTERS THEREOF, AS PARENT ACID	-	-	-	-	U KING....	17 820	3 564	327 455	65 491
CANADA.....	-	-	81 201	58 735	FRANCE....	-	-	338 706	50 714
MEXICO.....	730	785	46 443	15 009	GREECE...	-	-	121 050	22 380
HONDURA...	80 550	13 943	157 495	32 160	IRAQ.....	-	-	297 600	49 758
NICARAG...	98 873	16 991	101 423	17 540	IRAN.....	-	-	3 325 500	569 495
JAMAICA...	22 760	6 285	53 220	14 088	AFGHAN...	-	-	622 000	104 250
DOM REP...	25 487	5 369	411 363	96 790	PAKISTN...	-	-	1 334 185	221 773
VENEZ...	123 210	21 640	632 747	163 730	CEYLON...	9 900	1 881	446 475	82 400
SURINAM...	340 640	65 733	538 390	104 041	BURMA...	-	-	964 500	167 339
BRAZIL....	8 225	1 872	193 025	36 282	THAILND...	1 140 057	173 688	1 805 647	288 043
URUGUAY...	-	-	55 250	17 698	MALAYSA...	-	-	90 800	16 111
SWEDEN...	-	-	22 000	17 184	PHIL R....	-	-	85 700	14 724
DENMARK...	-	-	22 480	18 905	JAPAN.....	-	-	1 223 050	171 563
NETHLDs...	-	-	138 270	144 776	AUSTRAL...	-	-	122 310	39 084
ITALY.....	-	-	77 000	30 330	N ZEAL....	-	-	463 575	93 304
MALAYSA...	-	-	237 991	111 217	TUNISIA...	-	-	79 300	26 474
SINGAPR...	11 400	2 388	153 663	62 492	EGYPT....	-	-	1 488 100	228 743
PHIL R....	-	-	105 450	33 365	SUDAN...	-	-	1 780 500	245 365
JAPAN.....	-	-	208 034	106 558	ANGOLA...	-	-	209 862	36 845
AUSTRAL...	400	900	367 888	367 888	KENYA....	-	-	178 750	31 909
N ZEAL....	-	-	161 714	173 842	REP SAF...	440 210	62 377	440 210	62 377
					OTH CTY...	63 100	10 959	666 565	109 652

Neither Vietnam, Panama, nor Thailand received 2,4-D & 2,4,5-T this month
Panama received 1,210 pounds of unknown herbicides this month

Table 2. Schedule B Commodity By Country—Domestic Merchandise

(The figure preceding country designation Canada is the number in the sample for Canada. "SC" at the end of an alphabetic commodity description indicates "Special Category" commodity. See Introduction for coverage, valuation, explanation of Special Category, method of sampling low value shipments, certain types of shipments not classified by commodity, and other definitions and features of the export statistics)

Country of destination	Current month		Cumulative, January to date		Country of destination	Current month		Cumulative, January to date		Country of destination	Current month		Cumulative, January to date	
	Net quantity	Value (dollars)	Net quantity	Value (dollars)		Net quantity	Value (dollars)	Net quantity	Value (dollars)		Net quantity	Value (dollars)	Net quantity	Value (dollars)
DENMARK.....	750	563	17 075	16 929	N ZEAL.....	-	-	100 307	40 920	DOM REP.....	-	-	25 022	34 571
U KING.....	88 183	80 443	801 542	824 986	REP SAF.....	7 880	2 799	97 457	56 427	COLOMB.....	58 197	51 272	149 181	137 140
NETHLS.....	4 000	4 120	966 073	638 568	OTH CTY.....	20 610	8 439	408 237	110 020	VENEZ.....	-	-	72 342	39 662
BELGIUM.....	88 200	84 568	2 005 166	1 493 173	TOTAL.....	1 439 587	499 941	19 213 768	6 608 693	ECUADOR.....	-	-	51 425	27 829
FRANCE.....	88 891	65 803	828 810	587 142	5120520 DIOCYL PHTHALATES LB				CHILE.....	500	1 500	48 400	62 949	
W GERM.....	135 191	98 966	921 806	717 149	CANADA.....	13 200	2 376	2 233 741	370 834	BRAZIL.....	6 716	4 840	126 469	130 480
HUNGARY.....	-	-	17 600	13 348	MEXICO.....	164 000	27 060	21 917	36 376	URUGUAY.....	3 447	5 187	11 433	17 358
SWITZLD.....	-	-	43 412	35 735	COLOMB.....	-	-	113 265	21 849	ARGENT.....	900	2 754	48 701	44 025
USSR.....	-	-	33 478	76 865	BRAZIL.....	-	-	952 105	167 654	NORWAY.....	1 770	500	18 070	24 514
SPAIN.....	8 500	7 520	201 730	122 033	BELGIUM.....	-	-	44 225	18 334	IRELAND.....	800	358	255 086	334 105
PORTUGL.....	10 200	9 678	86 925	63 179	ITALY.....	-	-	99 725	21 617	NETHLS.....	-	-	11 406	15 300
ITALY.....	33 553	33 108	601 907	467 812	INDIA.....	264 355	56 238	342 815	69 555	BELGIUM.....	140 050	140 198	939 153	1 061 867
TURKEY.....	13 200	9 272	220 450	195 178	PAKISTN.....	25 960	4 957	1 411 190	249 563	FRANCE.....	-	-	9 174	17 990
IRAN.....	12 075	9 686	131 369	249 113	S VETNM.....	-	-	3 100 677	508 384	W GERM.....	640	2 016	137 205	261 569
ISRAEL.....	-	-	66 806	36 849	INDNSIA.....	-	-	74 957	14 268	SWITZLD.....	4 733	9 975	27 327	48 520
INDIA.....	-	-	70 677	104 744	HG KONG.....	1 104 602	138 985	5 404 714	643 013	SPAIN.....	200	610	84 400	78 006
PAKISTN.....	-	-	43 950	24 287	CHINA T.....	-	-	10 653 961	1 460 342	PORTUGL.....	-	-	9 450	13 325
CAMBOD.....	-	-	35 563	12 919	AUSTRAL.....	1 350	641	56 897	15 557	ITALY.....	-	-	353 118	330 400
PHIL R.....	19 425	12 460	106 539	70 696	OTH CTY.....	15 425	3 646	390 452	73 354	YUGOSLV.....	33 075	52 500	66 190	105 073
KOR REP.....	-	-	33 685	28 248	TOTAL.....	1 588 882	233 863	25 095 641	3 670 700	GREECE.....	11 000	13 600	52 675	42 129
HG KONG.....	4 500	6 577	207 051	130 631	5120535 OTHER PHTHALATE ANHYDRIDE ESTER PLASTICIZERS LB				TURKEY.....	-	-	395 601	390 283	
CHINA T.....	-	-	25 250	28 690	3 CANADA.....	3 086 940	571 374	28 702 468	5 304 346	ISRAEL.....	5 000	7 250	15 562	22 149
JAPAN.....	74 885	69 437	1 157 390	910 572	MEXICO.....	1 280 170	268 896	11 324 520	2 451 606	PHIL R.....	-	-	52 871	18 606
AUSTRAL.....	55 475	32 905	778 939	551 935	COLOMB.....	450	671	131 104	32 364	KOR REP.....	-	-	121 294	55 589
N ZEAL.....	-	-	84 738	63 358	VENEZ.....	2 660	1 282	463 606	86 661	JAPAN.....	300	1 188	55 249	68 983
MOROCC.....	-	-	28 400	21 097	PERU.....	-	-	409 930	82 383	NAN IS.....	-	-	25 403	24 414
REP SAF.....	51 715	24 647	438 875	288 938	CHILE.....	46 000	18 435	154 140	46 665	AUSTRAL.....	3 848	4 231	127 921	180 407
OTH CTY.....	3 586	2 284	100 266	62 470	BRAZIL.....	41 075	16 382	8 050 273	1 709 863	N ZEAL.....	1 920	922	32 871	38 228
TOTAL.....	1 721 947	1 158 982	19 695 017	13 689 543	URUGUAY.....	14 000	3 710	198 842	118 753	REP SAF.....	100	250	149 459	155 198
5120440 RUBBER COMPOUNDING CHEMICALS, CYCLIC, NEC LB					ARGENT.....	1 040	552	4 704 836	887 384	ZAMBIA.....	5 000	7 600	28 840	44 216
1 CANADA.....	74 550	38 342	616 050	416 791	SWEDEN.....	-	-	86 297	28 826	OTH CTY.....	24 762	23 480	111 990	98 845
MEXICO.....	2 200	1 503	37 832	25 583	NORWAY.....	-	-	480 910	83 459	TOTAL.....	378 488	361 343	5 488 233	5 484 588
COLOMB.....	6 841	5 879	49 701	35 701	U KING.....	-	-	1 859 378	373 714	5120620 HERBICIDES, 2, 4-D, AND 2, 4, 5-T, INCLD SALTS & ESTERS THEREOF, AS PARENT ACID LB				
VENEZ.....	-	-	45 325	41 788	NETHLS.....	8 460	2 426	937 748	196 452	2 CANADA.....	20 600	17 650	177 788	212 930
ECUADOR.....	-	-	18 680	12 144	BELGIUM.....	2 500	825	301 818	107 441	GUATMAL.....	-	-	57 833	19 545
BRAZIL.....	10 150	7 341	372 775	203 799	FRANCE.....	-	-	5 423 978	640 141	HONDURA.....	-	-	83 970	62 683
ARGENT.....	14 150	11 580	100 360	84 195	W GERM.....	70 809	19 823	3 509 536	1 077 766	NICARAG.....	-	-	73 200	14 544
SWEDEN.....	-	-	23 200	31 788	AUSTRAL.....	-	-	58 007	15 000	C RICA.....	-	-	164 188	35 866
U KING.....	114 700	42 017	363 692	176 406	SWITZLD.....	1 170 076	208 250	11 596 211	1 972 034	PANAMA.....	1 210	2 320	36 784	12 042
NETHLS.....	4 500	3 285	182 590	94 861	POLAND.....	-	-	1 101 530	170 822	DOM REP.....	64 600	125 776	474 560	255 776
BELGIUM.....	17 200	28 890	164 653	196 623	ITALY.....	6 369	2 693	181 939	72 600	TRIND.....	4 400	8 369	17 510	17 311
FRANCE.....	7 850	3 923	62 690	33 294	GREECE.....	-	-	87 087	12 127	VENEZ.....	60 000	15 582	102 060	37 328
W GERM.....	3 750	6 300	83 445	94 680	TURKEY.....	-	-	220 000	56 650	SURINAM.....	-	-	261 064	53 417
SWITZLD.....	-	-	89 990	21 497	LEBANON.....	-	-	145 400	36 532	ECUADOR.....	-	-	86 853	21 215
SPAIN.....	-	-	23 310	43 490	ISRAEL.....	-	-	121 440	28 002	CHILE.....	-	-	238 912	68 870
ITALY.....	-	-	313 098	292 246	INDIA.....	33 941	15 930	6 333 483	1 124 746	BRAZIL.....	-	-	730 149	182 945
GREECE.....	-	-	5 700	12 046	THAILND.....	-	-	36 000	30 380	ITALY.....	-	-	110 550	38 338
IRAN.....	7 650	4 973	42 150	27 729	KOR REP.....	-	-	158 640	29 077	MALAYSIA.....	5 700	1 100	129 217	28 166
ISRAEL.....	-	-	50 090	16 757	JAPAN.....	103 632	17 449	1 349 387	255 713	PHIL R.....	-	-	51 688	22 881
INDIA.....	13 200	20 460	79 060	58 736	AUSTRAL.....	7 200	2 383	608 135	188 531	REP SAF.....	-	-	404 196	85 659
CAMBOD.....	-	-	110 200	20 160	N ZEAL.....	-	-	51 370	15 808	OTH CTY.....	10 386	3 744	190 496	64 739
PHIL R.....	1 400	2 185	41 283	41 259	OTH CTY.....	12 081	3 083	372 072	77 398	TOTAL.....	168 896	174 541	3 391 018	1 234 255
HG KONG.....	-	-	18 500	18 240	5120540 PLASTICIZERS, CYCLIC, NEC LB					1 CANADA.....	63 692	74 052	6 545 002	6 669 121
JAPAN.....	11 676	7 358	232 849	132 263	1 MEXICO.....	138 710	41 084	1 510 214	526 793	MEXICO.....	51 350	45 773	155 813	183 231
AUSTRAL.....	2 440	4 758	102 770	79 408	COLOMB.....	6 420	2 994	357 432	145 812	GUATMAL.....	-	-	73 149	32 532
REP SAF.....	900	1 453	54 127	56 038	VENEZ.....	-	-	54 280	17 412	SALVADR.....	-	-	91 983	36 495
OTH CTY.....	17 250	7 358	107 058	73 635	CELOM.....	4 010	1 478	90 785	21 396	HONDURA.....	-	-	242 647	75 897
TOTAL.....	318 487	187 685	3 391 178	2 341 157	PERU.....	-	-	154 730	35 226	NICARAG.....	4 000	1 406	75 488	47 502
5120510 PLASTICIZERS, EXCEPT CYCLIC LB					CHILE.....	110 250	24 460	187 840	43 908	C RICA.....	14 400	4 176	160 431	69 356
1 CANADA.....	322 418	94 793	4 429 726	1 361 247	BRAZIL.....	40 500	17 899	302 450	131 660	PANAMA.....	21 500	7 545	249 949	85 104
MEXICO.....	26 063	10 554	268 111	117 721	ARGENT.....	47 710	21 295	66 738	30 788	JAMAICA.....	25 000	7 394	18 020	70 122
COLOMB.....	19 975	2 500	199 088	38 489	U KING.....	2 200	638	141 060	63 350	DOM REP.....	-	-	12 528	12 797
VENEZ.....	21 080	5 743	402 759	121 054	NETHLS.....	6 600	1 699	131 972	44 898	LW WW I.....	-	-	25 500	12 086
PERU.....	14 500	2 490	105 265	38 102	BELGIUM.....	-	-	1 161 652	382 054	COLOMB.....	603 736	542 109	1 584 374	1 596 546
CHILE.....	65 985	19 567	336 300	79 822	FRANCE.....	11 130	3 955	214 279	76 241	VENEZ.....	451 325	315 932	970 456	500 798
BRAZIL.....	7 980	5 426	644 555	181 207	W GERM.....	-	-	53 020	18 198	SURINAM.....	-	-	56 500	17 487
ARGENT.....	2 780	2 175	164 271	49 044	ITALY.....	4 950	16 521	100 551	59 785	ECUADOR.....	-	-	107 004	46 495
SWEDEN.....	-	-	142 413	72 734	S VETNM.....	2 550	1 147	80 573	22 611	PERU.....	-	-	137 871	69 768
U KING.....	86 100	30 598	355 308	154 468	CHINA T.....	-	-	1 022 824	89 223	BRAZIL.....	45 150	16 341	341 977	205 809
NETHLS.....	41 850	11 960	1 419 826	659 489	JAPAN.....	20 865	7 407	105 954	77 631					

Neither Vietnam, Panama, nor Thailand received 2,4-D & 2,4,5-T this month
Panama received 1,210 pounds of unknown herbicides this month

Table 2. Schedule B Commodity By Country—Domestic Merchandise

(The figure preceding country designation Canada is the number in the sample for Canada. "SC" at the end of an alphabetic commodity description indicates "Special Category" commodity. See Introduction for coverage, valuation, explanation of Special Category, method of sampling low value shipments, certain types of shipments not classified by commodity, and other definitions and features of the export statistics)

Country of destination	Current month		Cumulative, January to date		Country of destination	Current month		Cumulative, January to date		Country of destination	Current month		Cumulative, January to date	
	Net quantity	Value (dollars)	Net quantity	Value (dollars)		Net quantity	Value (dollars)	Net quantity	Value (dollars)		Net quantity	Value (dollars)	Net quantity	Value (dollars)
DENMARK.....	750	563	17 075	16 929	N ZEAL.....	-	-	100 307	40 920	DOM REP.....	-	-	25 022	34 571
U KING.....	88 183	80 443	801 542	824 986	REP SAF.....	7 880	2 799	97 457	56 427	COLOMB.....	58 197	51 272	149 181	137 140
NETHLS.....	4 000	4 120	966 073	638 568	OTH CTY.....	20 610	8 439	408 237	110 020	VENEZ.....	-	-	72 342	39 662
BELGIUM.....	88 200	84 568	2 005 166	1 493 173	TOTAL.....	1 439 587	499 941	19 213 768	6 608 693	ECUADOR.....	-	-	51 425	27 829
FRANCE.....	88 891	65 803	828 810	587 142	5120520 DIOCYL PHTHALATES LB				CHILE.....	500	1 500	48 400	62 949	
W GERM.....	135 191	98 966	921 806	717 149	CANADA.....	13 200	2 376	2 233 741	370 834	BRAZIL.....	6 716	4 840	126 469	130 480
HUNGARY.....	-	-	17 600	13 348	MEXICO.....	164 000	27 060	21 917	36 376	URUGUAY.....	3 447	5 187	11 433	17 358
SWITZLD.....	-	-	43 412	35 735	COLOMB.....	-	-	113 265	21 849	ARGENT.....	900	2 754	48 701	44 025
USSR.....	-	-	33 478	76 865	BRAZIL.....	-	-	952 105	167 654	NORWAY.....	1 770	500	18 070	24 514
SPAIN.....	8 500	7 520	201 730	122 033	BELGIUM.....	-	-	44 225	18 334	IRELAND.....	800	358	255 086	334 105
PORTUGL.....	10 200	9 678	86 925	63 179	ITALY.....	-	-	99 725	21 617	NETHLS.....	-	-	11 406	15 300
ITALY.....	33 553	33 108	601 907	467 812	INDIA.....	264 355	56 238	342 815	69 555	BELGIUM.....	140 050	140 198	939 153	1 061 867
TURKEY.....	13 200	9 272	220 450	195 178	PAKISTN.....	25 960	4 957	1 411 190	249 563	FRANCE.....	-	-	9 174	17 990
IRAN.....	12 075	9 686	131 369	249 113	S VETNM.....	-	-	3 100 677	508 384	W GERM.....	640	2 016	137 205	261 569
ISRAEL.....	-	-	66 806	36 849	INDNSIA.....	-	-	74 957	14 268	SWITZLD.....	4 733	9 975	27 327	48 520
INDIA.....	-	-	70 677	104 744	HG KONG.....	1 104 602	138 985	5 404 714	643 013	SPAIN.....	200	610	84 400	78 006
PAKISTN.....	-	-	43 950	24 287	CHINA T.....	-	-	10 653 961	1 460 342	PORTUGL.....	-	-	9 450	13 325
CAMBOD.....	-	-	35 563	12 919	AUSTRAL.....	1 350	641	56 897	15 557	ITALY.....	-	-	353 118	330 400
PHIL R.....	19 425	12 460	106 539	70 696	OTH CTY.....	15 425	3 646	390 452	73 354	YUGOSLV.....	33 075	52 500	66 190	105 073
KOR REP.....	-	-	33 685	28 248	TOTAL.....	1 588 882	233 863	25 095 641	3 670 700	GREECE.....	11 000	13 600	52 675	42 129
HG KONG.....	4 500	6 577	207 051	130 631	5120535 OTHER PHTHALATE ANHYDRIDE ESTER PLASTICIZERS LB				TURKEY.....	-	-	395 601	390 283	
CHINA T.....	-	-	25 250	28 690	3 CANADA.....	3 086 940	571 374	28 702 468	5 304 346	ISRAEL.....	5 000	7 250	15 562	22 149
JAPAN.....	74 885	69 437	1 157 390	910 572	MEXICO.....	1 280 170	268 896	11 324 520	2 451 606	PHIL R.....	-	-	52 871	18 606
AUSTRAL.....	55 475	32 905	778 939	551 935	COLOMB.....	450	671	131 104	32 364	KOR REP.....	-	-	121 294	55 589
N ZEAL.....	-	-	84 738	63 358	VENEZ.....	2 660	1 282	463 606	86 661	JAPAN.....	300	1 188	55 249	68 983
MOROCC.....	-	-	28 400	21 097	PERU.....	-	-	409 930	82 383	NAN IS.....	-	-	25 403	24 414
REP SAF.....	51 715	24 647	438 875	288 938	CHILE.....	46 000	18 435	154 140	46 665	AUSTRAL.....	3 848	4 231	127 921	180 407
OTH CTY.....	3 586	2 284	100 266	62 470	BRAZIL.....	41 075	16 382	8 050 273	1 709 863	N ZEAL.....	1 920	922	32 871	38 228
TOTAL.....	1 721 947	1 158 982	19 695 017	13 689 543	URUGUAY.....	14 000	3 710	198 842	118 753	REP SAF.....	100	250	149 459	155 198
5120440 RUBBER COMPOUNDING CHEMICALS, CYCLIC, NEC LB					ARGENT.....	1 040	552	4 704 836	887 384	ZAMBIA.....	5 000	7 600	28 840	44 216
1 CANADA.....	74 550	38 342	616 050	416 791	SWEDEN.....	-	-	86 297	28 826	OTH CTY.....	24 762	23 480	111 990	98 845
MEXICO.....	2 200	1 503	37 832	25 583	NORWAY.....	-	-	480 910	83 459	TOTAL.....	378 488	361 343	5 488 233	5 484 588
COLOMB.....	6 841	5 879	49 701	35 701	U KING.....	-	-	1 859 378	373 714	5120620 HERBICIDES, 2, 4-D, AND 2, 4, 5-T, INCLD SALTS & ESTERS THEREOF, AS PARENT ACID LB				
VENEZ.....	-	-	45 325	41 788	NETHLS.....	8 460	2 426	937 748	196 452	2 CANADA.....	20 600	17 650	177 788	212 930
ECUADOR.....	-	-	18 680	12 144	BELGIUM.....	2 500	825	301 818	107 441	GUATMAL.....	-	-	57 833	19 545
BRAZIL.....	10 150	7 341	372 775	203 799	FRANCE.....	-	-	5 423 978	640 141	HONDURA.....	-	-	83 970	62 683
ARGENT.....	14 150	11 580	100 360	84 195	W GERM.....	70 809	19 823	3 509 536	1 077 766	NICARAG.....	-	-	73 200	14 544
SWEDEN.....	-	-	23 200	31 788	AUSTRAL.....	-	-	58 007	15 000	C RICA.....	-	-	164 188	35 866
U KING.....	114 700	42 017	363 692	176 406	SWITZLD.....	1 170 076	208 250	11 596 211	1 972 034	PANAMA.....	1 210	2 320	36 784	12 042
NETHLS.....	4 500	3 285	182 590	94 861	POLAND.....	-	-	1 101 530	170 822	DOM REP.....	64 600	125 776	474 560	255 776
BELGIUM.....	17 200	28 890	164 653	196 623	ITALY.....	6 369	2 693	181 939	72 600	TRIND.....	4 400	8 369	17 510	17 311
FRANCE.....	7 850	3 923	62 690	33 294	GREECE.....	-	-	87 087	12 127	VENEZ.....	60 000	15 582	102 060	37 328
W GERM.....	3 750	6 300	83 445	94 680	TURKEY.....	-	-	220 000	56 550	SURINAM.....	-	-	261 064	53 417
SWITZLD.....	-	-	89 990	21 497	LEBANON.....	-	-	145 400	36 532	ECUADOR.....	-	-	86 853	21 215
SPAIN.....	-	-	23 310	43 490	ISRAEL.....	-	-	121 440	28 002	CHILE.....	-	-	238 912	68 870
ITALY.....	-	-	313 098	292 246	INDIA.....	33 941	15 930	6 333 483	1 124 746	BRAZIL.....	-	-	730 149	182 945
GREECE.....	-	-	5 700	12 046	THAILND.....	-	-	36 000	30 380	ITALY.....	-	-	110 550	38 338
IRAN.....	7 650	4 973	42 150	27 729	KOR REP.....	-	-	158 640	29 077	MALAYSIA.....	5 700	1 100	129 217	28 166
ISRAEL.....	-	-	50 090	16 757	JAPAN.....	103 632	17 449	1 349 387	255 713	PHIL R.....	-	-	51 688	22 881
INDIA.....	13 200	20 460	79 060	58 736	AUSTRAL.....	7 200	2 383	608 135	188 531	REP SAF.....	-	-	404 196	85 659
CAMBOD.....	-	-	110 200	20 160	N ZEAL.....	-	-	51 370	15 808	OTH CTY.....	10 386	3 744	190 496	64 739
PHIL R.....	1 400	2 185	41 283	41 259	OTH CTY.....	12 081	3 083	372 072	77 398	TOTAL.....	168 898	174 541	3 391 018	1 234 255
HG KONG.....	-	-	18 500	18 240	5120540 PLASTICIZERS, CYCLIC, NEC LB					1 CANADA.....	63 692	74 052	6 545 002	6 669 121
JAPAN.....	11 676	7 358	232 849	132 263	1 MEXICO.....	138 710	41 084	1 510 214	526 793	MEXICO.....	51 350	45 773	155 813	183 231
AUSTRAL.....	2 440	4 758	102 770	79 408	COLOMB.....	6 420	2 994	357 432	145 812	GUATMAL.....	-	-	73 149	32 532
REP SAF.....	900	1 453	54 127	56 038	VENEZ.....	-	-	54 280	17 412	SALVADR.....	-	-	91 983	36 495
OTH CTY.....	17 250	7 358	107 058	73 635	CELOM.....	4 010	1 478	90 785	21 396	HONDURA.....	-	-	242 647	75 897
TOTAL.....	318 487	187 685	3 391 178	2 341 157	PERU.....	-	-	154 730	35 226	NICARAG.....	4 000	1 406	75 488	47 502
5120510 PLASTICIZERS, EXCEPT CYCLIC LB					CHILE.....	110 250	24 460	187 840	43 908	C RICA.....	14 400	4 176	160 431	69 356
1 CANADA.....	322 418	94 793	4 429 726	1 361 247	BRAZIL.....	40 500	17 899	302 450	131 660	PANAMA.....	21 500	7 545	249 949	85 104
MEXICO.....	26 063	10 554	268 111	117 721	ARGENT.....	47 710	21 295	66 738	30 788	JAMAICA.....	25 000	7 394	18 020	70 122
COLOMB.....	19 975	2 500	199 088	38 489	U KING.....	2 200	638	141 060	63 350	DOM REP.....	-	-	12 528	12 797
VENEZ.....	21 080	5 743	402 759	121 054	NETHLS.....	6 600	1 699	131 972	44 898	LW WW I.....	-	-	25 500	12 086
PERU.....	14 500	2 490	105 265	38 102	BELGIUM.....	-	-	1 161 652	382 054	COLOMB.....	603 736	542 109	1 584 374	1 596 546
CHILE.....	65 985	19 567	336 300	79 822	FRANCE.....	11 130	3 955	214 279	76 241	VENEZ.....	451 325	315 932	970 456	500 798
BRAZIL.....	7 980	5 426	644 555	181 207	W GERM.....	-	-	53 020	18 198	SURINAM.....	-	-	56 500	17 487
ARGENT.....	2 780	2 175	164 271	49 044	ITALY.....	4 950	16 521	100 551	59 785	ECUADOR.....	-	-	107 004	46 495
SWEDEN.....	-	-	142 413	72 734	S VETNM.....	2 550	1 147	80 573	22 611	PERU.....	-	-	137 871	69 768
U KING.....	86 100	30 598	355 308	154 468	CHINA T.....	-	-	1 102 824	89 223	BRAZIL.....	45 150	16 341	341 977	205 809
NETHLS.....	41 850	11 960	1 419 826	659 489	JAPAN.....	20 865	7 407	105 954	77 631					

Vietnam received ZERO 2,4-D & 2,4,5-T this month
 Thailand received 15,396 pounds of 2,4-D & 2,4,5-T this month
 Panama received 5,085 pounds of 2,4-D & 2,4,5-T this month
 Panama received 50,400 pounds of unknown herbicides this month

Table 2. Schedule B Commodity By Country—Domestic Merchandise

(The figure preceding country designation Canada is the number in the sample for Canada. "SC" at the end of an alphabetic commodity description indicates "Special Category" commodity. See Introduction for coverage, valuation, explanation of Special Category, method of sampling low value shipments, certain types of shipments not classified by commodity, and other definitions and features of the export statistics)

Country of destination	Current month		Cumulative, January to date		Country of destination	Current month		Cumulative, January to date		Country of destination	Current month		Cumulative, January to date	
	Net quantity	Value (dollars)	Net quantity	Value (dollars)		Net quantity	Value (dollars)	Net quantity	Value (dollars)		Net quantity	Value (dollars)	Net quantity	Value (dollars)
LEBANON.....	-	-	44 000	14 080	PERU.....	-	-	78 420	15 095	KENYA.....	-	-	251 425	42 865
ISRAEL.....	4 400	7 700	16 601	16 601	BRAZIL.....	103 740	19 520	445 740	44 570	REP SAF.....	-	-	1 210 000	159 411
INDIA.....	1 763 150	273 354	12 036 318	2 569 960	ARGENT.....	60 000	41 400	91 000	65 830	OTH CTY.....	78 613	12 806	461 581	77 438
S VETNAM.....	-	-	11 000	19 332	U KING.....	-	-	18 716	14 161	TOTAL.....	410 707	55 858	27 900 899	3 876 386
CHINA T.....	-	-	5 189 100	679 618	NETHLDS.....	-	-	563 600	143 989	5120650 POLYCHLOR INSECTICIDES LB				
JAPAN.....	4 398 020	648 708	6 809 725	1 024 089	FRANCE.....	44 440	52 297	88 440	64 925	CANADA.....	238 230	65 273	4 537 590	790 802
AUSTRAL.....	-	-	118 230	35 539	ITALY.....	22 400	8 288	204 679	67 079	MEXICO.....	19 853	8 700	1 851 581	1 679 301
LIBYA.....	-	-	80 000	54 400	THAILND.....	15 396	11 606	61 632	39 617	GUATMAL.....	-	-	93 084	139 375
REP SAF.....	-	-	64 108	25 393	MALAYSA.....	221 000	74 525	783 610	292 980	BR HOND.....	-	-	31 932	13 589
OTH CTY.....	41 150	12 335	235 502	58 545	SINGAPR.....	22 800	4 019	202 350	123 348	HONDURA.....	-	-	133 119	36 379
TOTAL.....	16 071 385	2 431 424	107 680 287	18 580 078	PHIL R.....	-	-	197 737	58 552	NICARAG.....	-	-	189 558	173 694
5120540 PLASTICIZERS, CYCLIC, NEC LB					AUSTRAL.....	20 000	3 728	176 840	109 889	C RICA.....	-	-	159 206	76 840
2 CANADA.....	74 162	24 336	1 313 848	406 215	N ZEAL.....	-	-	67 200	36 960	PANAMA.....	-	-	128 662	51 751
MEXICO.....	77 366	25 094	100 039	257 355	REP SAF.....	63 718	12 173	707 805	167 880	BAHAMAS.....	4 783	4 968	151 735	37 725
COLOMB.....	1 485	579	51 180	16 569	OTH CTY.....	32 700	12 451	237 581	69 191	JAMAICA.....	2 700	1 400	23 771	16 215
BRAZIL.....	54 150	10 927	276 605	61 528	TOTAL.....	811 729	365 085	7 287 077	2 400 377	DOM REP.....	4 000	840	288 112	69 563
U KING.....	34 800	14 493	145 003	146 967	5120630 HERBICIDES, NEC LB					LW WW I.....	1 110	575	30 956	14 162
NETHLDS.....	-	-	135 000	37 033	2 CANADA.....	368 906	181 691	5 090 420	4 625 042	TRINID.....	24 000	8 800	89 462	29 722
BELGIUM.....	101 250	30 301	1 187 842	362 339	MEXICO.....	48 170	42 375	555 500	430 277	COLOMB.....	244 950	55 160	2 416 884	1 174 416
FRANCE.....	-	-	121 722	33 754	GUATMAL.....	5 000	1 300	93 003	28 616	VENEZ.....	8 550	5 360	744 605	355 418
W GERM.....	106 660	41 208	196 550	74 329	SALVADR.....	-	-	24 711	13 822	SURINAM.....	-	-	76 510	13 951
ITALY.....	-	-	139 947	61 110	HONDURA.....	-	-	188 815	83 757	ECUADOR.....	10 000	4 200	54 222	29 610
INDIA.....	-	-	125 340	48 511	NICARAG.....	50 670	29 125	128 509	101 689	PERU.....	-	-	113 200	38 509
THAILND.....	-	-	359 255	68 766	C RICA.....	38 025	13 391	489 441	275 350	CHILE.....	22 500	5 792	92 100	25 282
S VETNAM.....	-	-	39 600	19 220	PANAMA.....	50 400	14 407	669 972	248 350	BRAZIL.....	225 000	104 280	2 902 366	2 042 190
CHINA T.....	553 861	32 469	1 107 722	64 938	JAMAICA.....	15 000	4 158	188 997	53 071	PARAGUA.....	-	-	40 000	14 800
JAPAN.....	57 150	21 063	415 535	157 248	DOM REP.....	-	-	44 812	21 485	ARGENT.....	29 800	23 370	299 110	244 911
AUSTRAL.....	70 200	21 924	352 939	123 949	COLOMB.....	19 953	8 979	2 108 101	2 170 099	SWEDEN.....	21 000	14 165	24 100	16 038
N ZEAL.....	-	-	99 970	40 630	VENEZ.....	114 575	97 236	900 050	693 276	U KING.....	29 260	16 967	66 835	25 697
REP SAF.....	12 160	5 240	59 731	26 439	ECUADOR.....	-	-	31 553	12 856	NETHLDS.....	249 425	114 714	1 182 895	695 773
OTH CTY.....	33 987	12 849	226 094	75 721	PERU.....	2 340	3 038	54 495	26 024	BELGIUM.....	94 800	70 304	105 350	77 041
TOTAL.....	1 181 531	247 286	2 010 121	2 010 121	CHILE.....	-	-	86 266	52 277	FRANCE.....	223 532	161 711	998 964	810 044
5120610 FUNGICIDES LB					BRAZIL.....	-	-	31 270	50 224	W GERM.....	41 000	28 275	233 100	176 299
1 CANADA.....	68 210	50 327	1 436 266	1 111 934	ARGENT.....	-	-	228 795	107 392	SPAIN.....	94 800	72 574	168 460	93 833
MEXICO.....	28 280	10 187	197 827	101 410	SWEDEN.....	-	-	5 300	25 134	PORTUGL.....	-	-	15 918	13 781
GUATMAL.....	6 280	7 650	48 363	29 777	DENMARK.....	-	-	146 900	132 992	ITALY.....	-	-	353 445	248 308
HONDURA.....	-	-	100 643	38 286	U KING.....	41 016	171 278	203 496	790 135	GREECE.....	-	-	110 000	46 236
C RICA.....	750	549	54 710	27 981	IRELAND.....	-	-	7 203	14 500	TURKEY.....	11 070	6 836	506 574	169 947
PANAMA.....	-	-	45 786	24 348	NETHLDS.....	64 900	21 268	321 913	241 912	IRAN.....	-	-	601 382	93 661
COLOMB.....	4 409	1 801	180 860	67 015	BELGIUM.....	451 350	689 747	1 703 857	2 688 309	ISRAEL.....	-	-	351 050	362 582
VENEZ.....	-	-	30 009	21 622	FRANCE.....	17 950	61 048	691 205	1 072 413	INDIA.....	12 969	14 721	539 174	911 840
ECUADOR.....	7 925	5 200	29 162	15 154	W GERM.....	20 200	87 207	40 775	171 045	PAKISTN.....	-	-	527 712	18 377
PERU.....	-	-	11 263	16 075	SWITZLD.....	80 622	57 889	9 679 176	7 883 293	CEYLON.....	7 200	5 928	22 600	24 193
CHILE.....	-	-	16 500	20 625	USSR.....	-	-	16 520	13 242	THAILND.....	81 488	21 266	765 319	170 072
BRAZIL.....	6 987	7 271	311 162	166 870	SPAIN.....	4 000	5 000	66 811	70 937	S VETNAM.....	15 000	34 288	2 408 200	294 848
ARGENT.....	-	-	50 795	22 519	PORTUGL.....	-	-	22 050	57 330	CAMBOD.....	-	-	145 603	38 618
NORWAY.....	11 500	16 675	13 260	21 929	ITALY.....	66 500	62 510	96 014	83 605	SINGAPR.....	-	-	51 005	40 095
U KING.....	49 298	52 542	151 557	171 649	RUMANIA.....	117 450	283 655	126 278	303 456	PHIL R.....	5 000	1 040	138 080	83 818
NETHLDS.....	-	-	35 526	50 099	ISRAEL.....	12 094	34 605	26 356	41 099	KOR REP.....	-	-	40 000	26 251
BELGIUM.....	84 000	123 196	747 418	1 026 440	INDIA.....	2 260	1 132	46 260	32 501	CHINA T.....	3 336	2 669	150 536	58 997
FRANCE.....	2 450	1 520	9 502	12 176	THAILND.....	-	-	25 150	39 155	JAPAN.....	55 000	48 350	470 870	467 995
W GERM.....	1 450	3 196	35 432	13 432	MALAYSA.....	11 794	2 442	1 001 563	352 782	AUSTRAL.....	37 250	23 316	259 984	178 648
SWITZLD.....	400	660	25 891	19 721	SINGAPR.....	-	-	151 050	56 952	N ZEAL.....	13 900	2 408	89 518	36 983
SPAIN.....	17 600	11 440	35 267	25 410	PHIL R.....	-	-	44 475	15 967	MOROCC.....	-	-	110 200	73 949
ITALY.....	73 000	44 262	672 180	548 973	CHINA T.....	13 200	7 557	38 600	22 164	EGYPT.....	-	-	980 854	1 629 415
GREECE.....	13 200	15 267	92 300	70 330	JAPAN.....	276 880	131 180	479 756	246 925	CAMROON.....	-	-	269 600	53 920
TURKEY.....	-	-	70 360	275 792	AUSTRAL.....	26 040	11 172	722 971	1 095 990	KENYA.....	-	-	1 571 550	350 280
IRAN.....	-	-	20 143	23 050	N ZEAL.....	2 000	8 170	401 115	663 247	TNZANIA.....	-	-	188 688	42 728
INDIA.....	-	-	99 328	93 905	REP SAF.....	-	-	347 237	832 247	MOZAMBO.....	30 000	7 500	460 600	112 692
PAKISTN.....	-	-	6 367	15 042	OTH CTY.....	7 612	4 543	237 778	104 207	REP SAF.....	150 000	33 450	1 369 011	314 524
JAPAN.....	33 300	40 722	77 973	82 887	TOTAL.....	1 928 907	2 036 103	27 584 519	26 045 746	RHDEISA.....	75 000	16 725	255 000	56 865
AUSTRAL.....	1 750	3 778	69 635	87 210	5120640 DICHLORODIPHENYL TRICHLOROETHANE (DDT) LB					OTH CTY.....	5 350	2 800	218 505	103 026
N ZEAL.....	-	-	61 488	30 888	CANADA.....	-	-	999 975	156 694	TOTAL.....	2 091 856	988 725	30 188 627	15 158 578
KENYA.....	-	-	15 656	29 515	MEXICO.....	-	-	1 007 601	163 752	5120660 ORGANIC PHOSPHATE INSECTICIDES LB				
REP SAF.....	12 225	17 020	166 860	193 868	GUATMAL.....	-	-	1 040 451	144 126	CANADA.....	355 500	241 587	2 083 785	1 256 439
OTH CTY.....	1 862	1 240	98 223	70 917	SALVADR.....	-	-	935 519	126 687	MEXICO.....	889 704	427 740	10 739 122	5 520 933
TOTAL.....	424 876	414 503	5 017 712	4 528 849	HONDURA.....	9 400	1 456	161 105	27 254	GUATMAL.....	5 693	6 560	2 576 448	1 490 357
5120620 HERBICIDES, 2, 4-D, AND 2, 4, 5-T, INCLUD SALTS & ESTERS THEREOF, AS PARENT ACID LB					NICARAG.....	-	-	3 400 050	448 636	BR HOND.....	-	-	23 447	18 944
CANADA.....	-	-	412 450	109 841	COLOMB.....	5 000	775	397 798	54 094	SALVADR.....	4 230	4 320	4 605 404	2 620 907
GUATMAL.....	-	-	62 038	14 488	VENEZ.....	-	-	1 053 350	155 441	HONDURA.....	5 000	1 488	146 402	88 637
SALVADR.....	-	-	61 611	12 252	PERU.....	-	-	108 600	16 550	NICARAG.....	15 800	15 255	2 802 474	1 440 858
HONDURA.....	-	-	43 885	18 233	BRAZIL.....	81 400	11 966	10 611 800	1 363 281	C RICA.....	-	-	233 055	121 085
NICARAG.....	-	-	135 618	26 287	U KING.....	-	-	83 832	14 000	PANAMA.....	1 689	2 089	156 029	137 053
C RICA.....	-	-	210 094	37 520	GREECE.....	-	-	778 424	142 369	JAMAICA.....	900	500	25 987	18 760
PANAMA.....	5 085	842												

Vietnam received 220,000 pounds of 2,4-D & 2,4,5-T this month
 Thailand nor Panama received any 2,4-D & 2,4,5-T this month
 Panama received 27,500 pounds of unknown herbicides this month

Table 2. Schedule B Commodity By Country—Domestic Merchandise

(The figure preceding country designation Canada is the number in the sample for Canada. "SC" at the end of an alphabetic commodity description indicates "Special Category" commodity. See Introduction for coverage, valuation, explanation of Special Category, method of sampling low value shipments, certain types of shipments not classified by commodity, and other definitions and features of the export statistics)

Country of destination	Current month		Cumulative, January to date		Country of destination	Current month		Cumulative, January to date		Country of destination	Current month		Cumulative, January to date	
	Net quantity	Value (dollars)	Net quantity	Value (dollars)		Net quantity	Value (dollars)	Net quantity	Value (dollars)		Net quantity	Value (dollars)	Net quantity	Value (dollars)
COLOMB.....	16 145	4 408	42 197	17 757	C RICA.....	-	-	85 000	38 000	VENEZ.....	110 250	22 254	749 628	139 346
VENEZ.....	1 060	546	88 345	27 442	DOM REP.....	10 000	4 527	81 250	38 027	ECUADOR.....	-	-	455 000	103 657
BRAZIL.....	-	-	293 170	112 860	TRIND.....	-	-	51 000	16 983	PERU.....	2 200	749	182 225	36 586
ARGENT.....	3 710	2 847	59 460	24 193	COLOMB.....	-	-	67 467	30 360	BOLIVIA.....	-	-	75 400	13 594
U KING.....	-	-	244 834	83 401	VENEZ.....	-	-	116 015	49 190	BRAZIL.....	-	-	1 876 965	328 185
NETHLS.....	22 500	5 962	844 315	253 336	ECUADOR.....	-	-	57 490	20 026	PARAGUA.....	-	-	396 000	84 664
BELGIUM.....	-	-	2 733 582	799 463	PERU.....	33 750	17 073	144 250	62 034	FRANCE.....	-	-	254 754	42 544
FRANCE.....	-	-	184 279	68 722	BRAZIL.....	62 640	34 452	202 494	110 440	W GERM.....	-	-	76 263	12 736
W GERM.....	-	-	177 785	67 927	ARGENT.....	3 600	1 800	272 381	113 121	IRAQ.....	-	-	1 201 400	216 697
CHINA T.....	-	-	188 406	32 200	NETHLS.....	-	-	73 680	25 082	IRAN.....	-	-	186 300	49 462
JAPAN.....	-	-	371 127	114 989	ISRAEL.....	-	-	162 500	68 963	AFGHAN.....	-	-	1 370 149	273 071
AUSTRAL.....	41 245	15 305	89 417	30 723	INDIA.....	-	-	220 400	108 481	INDIA.....	-	-	601 050	129 226
N ZEAL.....	-	-	46 640	16 832	THAILND.....	5 512	2 686	52 112	19 286	THAILND.....	100 000	16 090	199 416	36 502
REP SAF.....	10 960	4 660	155 595	42 657	S VETNM.....	44 000	22 000	52 000	25 400	S VETNM.....	-	-	575 000	128 176
OTH CTY.....	5 685	1 453	216 216	78 860	PHIL R.....	-	-	56 500	24 186	MALAYSA.....	-	-	80 025	15 123
TOTAL.....	713 754	184 453	8 147 356	2 564 697	HC KONG.....	6 012	5 667	55 362	29 669	KOR REP.....	-	-	477 768	63 455
					CHINA T.....	-	-	43 000	27 629	AUSTRAL.....	-	-	1 232 000	206 616
					OTH CTY.....	4 000	2 726	77 810	32 701	TUNISIA.....	-	-	157 350	27 620
					TOTAL.....	169 514	90 931	2 213 607	1 047 844	REP SAF.....	-	-	2 434 910	386 821
										OTH CTY.....	-	-	93 545	18 548
										TOTAL.....	763 339	142 186	17 395 016	3 186 784
5120610 FUNGICIDES LB					5120625 HERBICIDES OF PENTACHLOROPHENATE AND OF MERCURY LB					5120642 ALDRIN-TOXAPHENE GROUP OF INSECTICIDES LB				
2 CANADA.....	33 600	18 019	1 202 153	1 056 507	3 CANADA.....	51 263	28 070	195 622	149 541	CANADA.....	-	-	804 694	442 413
MEXICO.....	400	562	104 185	63 542	VENEZ.....	-	-	46 700	12 307	MEXICO.....	126 000	66 951	507 115	433 696
GUATMAL.....	63 500	17 880	88 772	28 088	SURINAM.....	-	-	6 963	13 149	GUATMAL.....	34 000	26 760	79 000	73 755
HONDURA.....	206 648	53 084	282 194	82 908	NETHLS.....	2 741	4 820	52 462	88 440	SALVADR.....	24 000	9 360	774 600	118 197
NICARAG.....	1 095	929	25 633	17 064	INDIA.....	-	-	64 666	12 980	NICARAG.....	-	-	21 710	40 602
C RICA.....	106 835	27 913	256 106	69 537	PHIL R.....	-	-	18 206	32 758	C RICA.....	-	-	84 640	50 209
PANAMA.....	28 540	7 931	174 290	51 424	HC KONG.....	-	-	62 503	19 593	PANAMA.....	-	-	48 600	20 488
COLOMB.....	-	-	83 849	71 035	AUSTRAL.....	-	-	31 900	59 015	DOM REP.....	-	-	77 000	18 695
VENEZ.....	-	-	120 820	177 196	OTH CTY.....	-	-	109 903	53 831	COLOMB.....	450 000	100 665	3 171 745	1 168 747
SURINAM.....	-	-	18 000	23 400	TOTAL.....	54 004	32 890	588 925	441 614	VENEZ.....	49 900	20 958	876 562	486 692
CHILE.....	-	-	12 434	16 180						PERU.....	18 000	7 020	63 400	32 167
BRAZIL.....	134 048	116 016	470 370	380 946	5120629 HERBICIDES, NEC LB					BRAZIL.....	136 910	180 110	5 717 179	2 270 006
ARGENT.....	4 400	2 282	66 969	43 828	CANADA.....	10 530	78 449	939 408	740 844	ARGENT.....	-	-	440 646	364 080
U KING.....	42 417	36 325	275 912	267 324	MEXICO.....	5 914	4 731	225 122	271 902	NETHLS.....	-	-	2 569 567	2 217 401
NETHLS.....	2 200	3 742	26 568	33 360	GUATMAL.....	17 450	7 329	59 121	25 013	BELGIUM.....	-	-	278 000	227 401
BELGIUM.....	2 375	1 544	794 597	1 050 031	SALVADR.....	-	-	46 500	21 009	FRANCE.....	-	-	3 169 368	2 590 270
FRANCE.....	-	-	20 022	12 446	HONDURA.....	20 119	10 984	53 620	29 534	W GERM.....	-	-	127 700	182 348
W GERM.....	450	556	134 415	146 524	NICARAG.....	-	-	47 675	19 255	SPAIN.....	-	-	152 560	147 206
SWITZLD.....	-	-	685 775	433 050	C RICA.....	8 100	3 276	77 900	34 680	ITALY.....	-	-	540 078	665 824
SPAIN.....	-	-	94 800	61 620	PANAMA.....	27 500	11 550	397 850	185 865	TURKEY.....	-	-	212 380	200 537
PORTUGL.....	-	-	28 515	22 159	DOM REP.....	-	-	12 050	25 116	IRAN.....	-	-	199 800	44 316
ITALY.....	40 585	50 602	520 497	462 556	COLOMB.....	50 000	85 000	1 225 120	1 754 816	ISRAEL.....	-	-	144 985	31 007
YUGOSLV.....	-	-	48 595	69 433	VENEZ.....	-	-	192 220	258 953	INDIA.....	34 750	20 414	1 833 760	1 701 994
GREECE.....	-	-	71 850	56 591	PERU.....	-	-	22 049	22 000	S VETNM.....	45 840	21 332	2 332 300	463 358
PHIL R.....	108 750	29 353	117 900	32 102	CHILE.....	-	-	61 281	30 441	PHIL R.....	820	533	57 530	74 345
JAPAN.....	2 550	2 015	334 743	178 707	BRAZIL.....	-	-	194 546	227 742	CHINA T.....	1 200	1 038	121 887	49 104
AUSTRAL.....	3 080	6 388	154 510	79 111	URUGUAY.....	5 320	3 342	43 048	24 726	JAPAN.....	25 200	18 230	255 605	163 884
N ZEAL.....	300	774	110 500	69 126	ARGENT.....	-	-	123 403	70 556	AUSTRAL.....	-	-	652 930	375 891
CAMROON.....	165 000	37 950	165 000	37 950	U KING.....	3 310	2 804	358 490	943 809	CAMROON.....	-	-	337 375	68 855
REP SAF.....	-	-	54 035	88 456	NETHLS.....	93 500	379 672	1 399 128	1 251 706	ANGOLA.....	-	-	908 330	211 933
ZAMBIA.....	3 115	9 656	13 932	17 531	BELGIUM.....	1 100	880	1 161 196	1 691 514	UGANDA.....	-	-	100 000	22 370
OTH CTY.....	6 339	8 001	113 668	84 528	FRANCE.....	-	-	395 279	690 438	KENYA.....	112 000	25 054	1 433 775	320 205
TOTAL.....	856 227	431 522	6 671 609	5 284 260	W GERM.....	-	-	76 566	265 238	TZANIA.....	90 000	20 133	320 000	71 566
					AUSTRIA.....	-	-	80 500	334 494	MOZAMBO.....	-	-	1 185 225	267 950
					SWITZLD.....	458 996	333 791	20 406 437	10 775 768	REP SAF.....	-	-	2 530 680	645 810
					USSR.....	-	-	24 497	55 830	ZAMBIA.....	-	-	199 800	44 316
					SPAIN.....	-	-	46 861	128 053	RHODESIA.....	-	-	107 250	24 046
					ITALY.....	1 350	741	18 498	21 636	OTH CTY.....	2 210	1 569	120 056	61 694
					YUGOSLV.....	-	-	33 068	84 998	TOTAL.....	1 150 830	581 526	30 458 822	16 375 378
					GREECE.....	-	-	20 260	46 976					
					ROMANIA.....	-	-	41 808	60 720	5120649 POLYCHLOR INSECTICIDES, NEC LB				
					ISRAEL.....	-	-	743 068	178 848	1 CANADA.....	200 750	18 175	3 842 735	738 605
					INDIA.....	-	-	117 045	170 159	MEXICO.....	-	-	777 974	241 238
					PAKISTN.....	-	-	68 976	18 000	SALVADR.....	-	-	20 309	12 000
					SINGAPR.....	-	-	127 415	204 567	C RICA.....	-	-	107 590	28 015
					PHIL R.....	-	-	60 000	43 000	COLOMB.....	-	-	29 930	27 988
					KOR REP.....	-	-	655 780	546 670	VENEZ.....	-	-	48 021	12 242
					HC KONG.....	-	-	208 550	284 938	PERU.....	-	-	170 210	31 134
					CHINA T.....	-	-	88 653	83 245	BRAZIL.....	4 000	3 200	117 710	24 690
					JAPAN.....	56 740	62 213	261 419	225 009	SWEDEN.....	-	-	61 600	36 312
					AUSTRAL.....	15 400	7 230	327 813	250 732	NETHLS.....	-	-	152 573	125 573
					N ZEAL.....	-	-	60 782	124 868	FRANCE.....	-	-	57 700	65 844
					REP SAF.....	-	-	472 480	1 277 011	W GERM.....	-	-	117 575	108 716
					OTH CTY.....	18 234	3 956	96 232	52 110	SWITZLD.....	52 029	54 573	363 107	374 119
					TOTAL.....	793 563	895 848	31 071 714	23 552 988	ITALY.....	-	-	134 139	83 300
										LEBANON.....	58 000	12 939	58 000	12 939
					5120640 DICHLORODIPHENYL TRICHLOROETHANE (DDT) LB					IRAN.....	-	-	32 153	140 540
					CANADA.....	-	-	106 000	24 080	PAKISTN.....	-	-	108 900	23 149
					GUATMAL.....	98 832	17 500	916 949	173 741	S VETNM.....	44 000	12 471	2 138 100	218 815
					SALVADR.....	-	-	1 022 671	194 047	SINGAPR.....	-	-	60 000	16 200
					HONDURA.....	-	-	111 075	25 426	PHIL R.....	-	-	159 432	36 910
					NICARAG.....	398 832	74 500	2 327 332	407 000	KOR REP.....	-	-	28 600	42 168
					C RICA.....	53 225	11 093	127 841	27 127					
					HAITI.....	-	-	1						

South Vietnam received 22,000 pounds of 2,4-D & 2,4,5-T this month
 Panama received 16,754 pounds of 2,4-D & 2,4,5-T this month
 Panama received 59,420 pounds of unknown herbicides this month

Table 2. Schedule B Commodity By Country—Domestic Merchandise

(The figure preceding country designation Canada is the number in the sample for Canada. "SC" at the end of an alphabetic commodity description indicates "Special Category" commodity. See Introduction for coverage, valuation, explanation of Special Category, method of sampling low value shipments, certain types of shipments not classified by commodity, and other definitions and features of the export statistics)

Country of destination	Current month		Cumulative, January to date		Country of destination	Current month		Cumulative, January to date		Country of destination	Current month		Cumulative, January to date	
	Net quantity	Value (dollars)	Net quantity	Value (dollars)		Net quantity	Value (dollars)	Net quantity	Value (dollars)		Net quantity	Value (dollars)	Net quantity	Value (dollars)
TRINID.....	2 250	5 963	7 900	14 398	OTH CTY.....	20 528	2 505	202 570	77 893	VENEZ.....	40 000	94 000	616 340	355 676
COLOMB.....	695	2 700	63 764	61 964	TOTAL.....	35 528	6 630	435 274	279 028	ECUADOR.....	7 500	5 355	154 500	242 695
VENEZ.....	-	-	25 050	27 006	5120629 HERBICIDES, NEC LB				PERU.....	-	-	76 600	40 163	
BOLIVIA.....	-	-	12 564	26 467	CANADA.....	59 976	66 334	4 825 726	4 498 760	BRAZIL.....	26 510	16 888	8 967 288	3 322 467
BRAZIL.....	31 000	16 492	655 815	376 788	MEXICO.....	48 257	57 320	161 845	165 768	ARGENT.....	-	-	448 147	352 155
URUGUAY.....	-	-	10 163	13 622	GUATMAL.....	-	-	76 897	31 031	U KING.....	-	-	121 100	246 461
ARGENT.....	-	-	38 975	26 831	SALVADR.....	-	-	127 088	37 149	NETHLS.....	32 800	19 680	1 020 013	1 561 489
NORWAY.....	10 030	13 039	11 530	14 989	HONDURA.....	-	-	177 035	105 497	BELGIUM.....	-	-	44 000	34 848
U KING.....	2 872	2 091	164 221	200 094	NICARAG.....	-	-	114 978	61 783	FRANCE.....	242 991	176 695	445 291	459 696
NETHLS.....	18 142	21 975	196 600	257 532	C RICA.....	1 000	1 254	882 031	444 133	W GERM.....	46 000	64 600	138 100	139 461
BELGIUM.....	72 872	17 546	540 707	163 380	PANAMA.....	59 420	23 643	945 475	476 068	SPAIN.....	20 320	15 494	275 065	135 716
SWITZLD.....	4 614	3 359	64 052	61 589	DOM REP.....	-	-	-	-	ITALY.....	533 200	370 103	806 590	548 535
ITALY.....	253 694	188 655	527 171	422 365	LW WW I.....	-	-	88 805	57 413	ISRAEL.....	-	-	343 225	75 659
GREECE.....	17 632	19 440	88 582	45 529	COLOMB.....	8 105	4 784	574 274	865 100	INDIA.....	288 585	424 194	1 328 623	963 296
TURKEY.....	44 000	62 480	66 000	93 720	VENEZ.....	11 000	53 900	202 780	448 684	SRI LKA.....	-	-	17 200	19 564
IRAN.....	-	-	17 600	22 880	SURINAM.....	44 000	11 572	117 310	40 320	THAILND.....	-	-	1 986 986	446 331
ISRAEL.....	3 031	3 941	24 581	16 210	BRAZIL.....	-	-	15 800	45 285	S VETNM.....	33 961	60 918	105 679	198 846
THAILND.....	-	-	21 400	13 395	URUGUAY.....	-	-	51 943	30 113	INDONESIA.....	22 660	44 750	23 920	45 634
S VETNM.....	-	-	143 154	98 488	ARGENT.....	2 348	4 500	523 151	252 998	PHIL R.....	8 200	5 109	42 330	27 086
PHIL R.....	4 334	2 162	148 409	61 724	FINLAND.....	7 700	36 330	8 450	36 930	KOR REP.....	-	-	71 430	18 720
KOR REP.....	4 121	3 000	21 013	15 334	DENMARK.....	31 300	141 512	31 300	143 512	CHINA T.....	-	-	103 465	60 551
CHINA T.....	500	825	31 300	19 328	U KING.....	-	-	9 445	14 477	JAPAN.....	-	-	220 391	138 322
JAPAN.....	11 525	15 599	447 904	356 006	NETHLS.....	345 060	177 196	5 126 760	2 827 001	AUSTRAL.....	40 000	25 750	351 104	221 257
AUSTRAL.....	1 194	3 635	332 720	214 339	BELGIUM.....	-	-	998 518	1 490 472	IVY CST.....	-	-	10 950	19 065
N ZEAL.....	200	520	70 436	47 768	FRANCE.....	33 000	145 456	711 585	1 584 568	ANGOLA.....	176 850	48 739	372 145	134 301
REP SAF.....	5 450	9 648	208 119	148 700	AUSTRIA.....	14 700	67 142	80 500	349 442	UGANDA.....	-	-	212 000	48 970
OTH CTY.....	22 106	24 729	89 246	98 041	SWITZLD.....	1 153 574	736 269	14 292 060	8 198 720	KENYA.....	150 000	33 555	1 060 000	236 775
TOTAL.....	639 705	483 151	8 112 219	5 153 820	SPAIN.....	-	-	7 688	32 000	TANZANIA.....	-	-	215 000	51 610
5120620 HERBICIDES, 2, 4-D, AND 2, 4, 5-T, INCLUD SALTS & ESTERS THEREOF, AS PARENT ACID LB					PORTUGL.....	55 350	150 640	55 350	150 640	MOZAMBO.....	110 000	24 607	470 000	105 639
CANADA.....	-	-	207 611	103 464	ITALY.....	-	-	45 174	47 377	REP SAF.....	47 770	14 512	639 135	204 718
MEXICO.....	-	-	211 390	105 080	YUGOSLV.....	-	-	22 046	32 500	OTH CTY.....	11 496	10 596	295 772	112 093
GUATMAL.....	19 225	4 404	81 474	41 361	GREECE.....	11 250	28 350	43 471	49 828	TOTAL.....	2 111 346	1 558 119	30 413 940	15 007 065
HONDURA.....	20 740	20 872	195 944	163 201	BULGAR.....	-	-	87 690	101 424	5120649 POLYCHLOR INSECTICIDES, NEC LB				
NICARAG.....	-	-	137 080	24 670	TURKEY.....	492	764	22 752	13 961	CANADA.....	212 400	25 240	2 920 983	679 523
C RICA.....	67 550	22 519	476 663	385 121	ISRAEL.....	-	-	191 629	46 941	MEXICO.....	77 000	23 485	231 625	67 687
PANAMA.....	16 754	13 662	188 442	81 671	INDIA.....	65 118	8 000	168 584	59 725	C RICA.....	-	-	106 438	29 282
DOM REP.....	2 200	960	97 900	24 114	BNGLSH.....	-	-	66 000	84 480	PANAMA.....	-	-	38 400	15 908
COLOMB.....	110 000	100 580	162 200	115 898	SRI LKA.....	-	-	22 936	22 995	COLOMB.....	5 000	5 977	172 750	66 040
VENEZ.....	22 000	5 220	1 164 000	307 905	S VETNM.....	-	-	44 000	25 861	VENEZ.....	-	-	534 007	125 565
PERU.....	-	-	63 206	16 372	PHIL R.....	55 000	23 100	105 000	44 100	PERU.....	-	-	356 198	77 668
U KING.....	105 600	61 301	106 900	62 733	KOR REP.....	308 740	259 342	1 906 665	1 769 633	BRAZIL.....	-	-	402 619	99 030
NETHLS.....	184 800	73 815	304 450	117 870	JAPAN.....	139 200	61 164	1 078 809	847 273	SWEDEN.....	20 000	15 000	36 000	27 168
W GERM.....	-	-	34 450	15 985	AUSTRAL.....	3 962	2 310	317 639	330 316	NETHLS.....	-	-	123 672	32 078
ITALY.....	-	-	137 346	38 210	N ZEAL.....	5 800	24 253	84 505	271 604	BELGIUM.....	-	-	27 850	20 147
THAILND.....	-	-	84 836	50 234	MOZAMBO.....	-	-	64 928	14 080	W GERM.....	24 000	39 260	36 800	54 419
S VETNM.....	22 000	7 942	431 200	160 486	REP SAF.....	-	-	91 652	249 282	SWITZLD.....	-	-	506 709	449 139
MALAYS.....	-	-	612 450	210 789	SWAZLD.....	-	-	50 685	25 599	ITALY.....	2 000	1 500	25 609	15 530
SINGAPR.....	-	-	27 500	31 029	OTH CTY.....	2 246	1 939	135 685	52 500	LEBANON.....	-	-	35 850	13 126
PHIL R.....	-	-	142 550	39 243	TOTAL.....	2 466 778	2 087 074	34 796 185	28 486 994	IRAN.....	-	-	143 100	22 370
HG KONG.....	41 250	16 038	327 650	134 430	5120640 DICHLORODIPHENYL TRICHLOROETHANE (DDT) LB					ISRAEL.....	-	-	174 000	164 556
CHINA T.....	7 650	4 718	69 150	39 662	CANADA.....	-	-	480 869	83 530	INDIA.....	-	-	21 000	28 738
AUSTRAL.....	-	-	100 000	40 000	GUATMAL.....	-	-	1 022 426	193 787	S VETNM.....	-	-	4 424 094	489 669
KENYA.....	-	-	38 050	78 203	SALVADR.....	-	-	736 301	125 260	PHIL R.....	30 000	6 930	454 089	110 111
REP SAF.....	-	-	1 272 370	288 528	NICARAG.....	-	-	3 522 383	626 822	KOR REP.....	-	-	61 600	83 902
OTH CTY.....	-	-	133 231	42 270	C RICA.....	-	-	79 437	15 919	JAPAN.....	-	-	452 100	429 500
TOTAL.....	619 769	332 031	6 808 043	2 708 528	PANAMA.....	-	-	96 400	21 216	AUSTRAL.....	-	-	21 875	36 111
5120623 SODIUM SALT OF DICHLOROPROPIONIC ACID HERBICIDES LB					COLOMB.....	256 499	50 568	375 179	73 960	N ZEAL.....	-	-	77 175	60 851
CANADA.....	5 500	5 610	224 600	139 652	VENEZ.....	-	-	218 715	35 652	REP SAF.....	-	-	34 700	24 828
MEXICO.....	-	-	156 751	77 660	PERU.....	-	-	100 050	21 511	OTH CTY.....	7 342	12 234	226 927	89 769
C RICA.....	5 000	2 412	76 670	38 846	BRAZIL.....	-	-	12 394 499	1 987 963	TOTAL.....	377 742	129 626	11 646 170	3 312 715
COLOMB.....	-	-	69 793	32 595	SWITZLD.....	-	-	172 455	28 800	5120652 PARATHION AND METHYL PARATHION LB				
VENEZ.....	-	-	134 864	52 625	AFGHAN.....	290 025	62 355	290 025	62 355	MEXICO.....	-	-	2 182 793	1 038 146
ECUADOR.....	-	-	40 880	80 800	INDIA.....	2 138 450	403 432	2 138 450	403 432	GUATMAL.....	-	-	1 695 650	765 980
PERU.....	-	-	94 240	43 833	THAILND.....	-	-	458 516	78 132	SALVADR.....	-	-	5 151 300	2 391 148
BRAZIL.....	-	-	105 590	47 463	S VETNM.....	-	-	952 566	209 990	NICARAG.....	-	-	3 194 736	1 435 568
ARGENT.....	11 000	6 741	307 060	175 547	INDONESIA.....	-	-	121 610	121 610	DOM REP.....	5 333	2 088	65 370	24 530
GREECE.....	-	-	35 000	14 840	AUSTRAL.....	-	-	1 363 525	278 444	COLOMB.....	-	-	357 500	164 450
INDIA.....	-	-	106 000	52 491	KENYA.....	221 850	49 840	824 850	184 561	VENEZ.....	-	-	84 724	38 842
S VETNM.....	-	-	22 000	12 118	REP SAF.....	435 749	67 306	1 184 047	169 176	PERU.....	-	-	61 600	27 402
MALAYS.....	549 990	210 151	3 625 650	1 375 010	OTH CTY.....	5 257	878	150 491	27 866	BELGIUM.....	151 800	66 792	1 214 400	503 900
HG KONG.....	-	-	1 438 600	526 726	TOTAL.....	3 347 830	634 378	27 241 480	4 749 986	THAILND.....	87 350	28 800	684 709	252 982
CHINA T.....	-	-	54 050	30 674	5120642 ALDRIN-TOXAPHENE GROUP OF INSECTICIDES LB					S VETNM.....	-	-	141 900	65 140
OTH CTY.....	12 100	5 834	110 358	55 283	CANADA.....	75 850	45 510	360 875	218 181	PHIL R.....	-	-	48 500	14 850
TOTAL.....	583 590	230 748	6 643 408	2 716 243	MEXICO.....	40 300	21 198	932 810	937 277	HG KONG.....	36 960	18 480	165 110	77 444
5120625 HERBICIDES OF PENTACHLOROPHENATE AND OF MERCURY LB					GUATMAL.....	-	-	1 410 454	1 074 641	CHINA T.....	58 300	28 450	1 276 620	555 838
CANADA.....	15 000	4 125	143 098	102 787	SALVADR.....	100 000								

South Vietnam nor Thailand received any 2,4-D & 2,4,5-T this month
Panama received 3,900 pounds of 2,4-D & 2,4,5-T this month

Table 2. Schedule B Commodity By Country—Domestic Merchandise

(The figure preceding country designation Canada is the number in the sample for Canada. "SC" at the end of an alphabetic commodity description indicates "Special Category" commodity. See Introduction for coverage, valuation, explanation of Special Category, method of sampling low value shipments, certain types of shipments not classified by commodity, and other definitions and features of the export statistics)

Country of destination	Current month		Cumulative, January to date		Country of destination	Current month		Cumulative, January to date		Country of destination	Current month		Cumulative, January to date	
	Net quantity	Value (dollars)	Net quantity	Value (dollars)		Net quantity	Value (dollars)	Net quantity	Value (dollars)		Net quantity	Value (dollars)	Net quantity	Value (dollars)
KOR REP.....	39 950	32 474	205 145	175 797	MEXICO.....	37 800	5 985	321 083	53 949	NICARAG.....	-	-	35 745	55 662
CHINA T.....	32 000	19 148	120 452	96 503	DOM REP.....	-	-	76 400	18 336	C RICA.....	294 598	93 555	572 118	187 462
JAPAN.....	314 639	269 250	1 992 962	1 380 188	TRINID.....	-	-	100 970	16 330	PANAMA.....	3 750	1 200	396 750	118 965
AUSTRAL.....	72 931	36 861	593 602	433 125	ECUADOR.....	-	-	123 400	17 547	BAHAMAS.....	7 500	5 008	2 900	14 628
N ZEAL.....	8 000	5 429	51 635	45 486	BRAZIL.....	-	-	105 904	19 920	TRINID.....	-	-	9 200	20 374
MOROC.....	-	-	84 950	57 430	ARGENT.....	-	-	117 545	18 430	COLOMB.....	62 356	37 600	727 401	126 705
GHANA.....	14 025	6 031	107 475	72 569	W GERM.....	-	-	547 920	156 103	VENEZ.....	1 800	7 560	86 638	47 114
ANGOLA.....	3 600	2 982	48 637	44 135	ITALY.....	1 833	1 000	50 256	17 716	PERU.....	-	-	15 522	17 529
KENYA.....	-	-	35 273	20 339	S VETNM.....	-	-	1 759 237	228 521	BOLIVIA.....	-	-	66 946	81 326
TZANIA.....	-	-	136 648	141 631	CHINA T.....	-	-	7 871 039	1 468 952	BRAZIL.....	87 475	37 758	1 165 612	440 925
REP SAF.....	18 275	19 022	123 803	133 280	JAPAN.....	-	-	1 586 480	327 495	URUGUAY.....	-	-	40 094	34 061
OTH CTY.....	-	-	116 382	68 634	N ZEAL.....	-	-	262 275	60 322	ARGENT.....	899	2 957	122 407	85 132
TOTAL.....	1 738 177	1 228 848	21 773 879	14 454 221	OTH CTY.....	11 234	1 775	286 508	54 653	SWEDEN.....	11 180	5 031	24 463	13 019
					TOTAL.....	50 867	8 760	14 592 784	2 845 388	NORWAY.....	-	-	13 114	18 277
5120440 RUBBER COMPOUNDING CHEMICALS, CYCLIC, NEC LB					5120539 PHTHALATE ANHYDRIDE ESTER PLASTICIZERS, NEC LB					U KING.....	49 899	67 266	314 610	309 617
2 CANADA.....	176 300	112 031	1 223 268	892 892	2 CANADA.....	673 592	101 017	6 949 435	1 062 422	NETHLS.....	800	1 600	147 296	131 205
MEXICO.....	6 300	9 814	135 656	180 471	MEXICO.....	-	-	2 333 028	324 662	BELGIUM.....	-	-	987 814	649 682
COLOMB.....	-	-	21 712	19 020	GUATMAL.....	-	-	65 266	29 868	FRANCE.....	-	-	62 629	51 661
VENEZ.....	1 000	1 638	54 855	58 174	SALVADR.....	-	-	45 143	14 576	AUSTRIA.....	-	-	11 875	18 168
PERU.....	-	-	13 248	20 166	HONDURA.....	8 000	1 800	32 136	15 363	SWITZLD.....	9 621	7 477	123 243	104 575
BRAZIL.....	6 784	11 843	213 256	259 776	NICARAG.....	-	-	239 500	41 782	SPAIN.....	132 500	118 423	348 000	302 882
ARGENT.....	375	952	36 281	47 712	JAMAICA.....	12 152	8 459	25 152	13 726	ITALY.....	66 361	48 498	441 822	382 355
U KING.....	109 935	152 460	963 833	1 089 493	DOM REP.....	-	-	258 780	50 667	YUGOSLV.....	-	-	32 900	47 008
BELGIUM.....	1 090 171	350 449	7 010 002	3 098 084	COLOMB.....	4 409	2 116	23 889	22 528	GREECE.....	39 562	49 363	136 447	115 223
FRANCE.....	1 100	1 031	44 919	27 909	VENEZ.....	1 260	1 026	188 050	52 172	TURKEY.....	-	-	11 023	15 653
W GERM.....	-	-	233 823	283 664	PERU.....	6 500	1 755	1 804 414	360 929	LEBANON.....	63 365	65 512	164 686	176 085
ITALY.....	-	-	556 799	328 031	BRAZIL.....	-	-	1 616 860	257 838	IRAN.....	-	-	29 203	37 964
ISRAEL.....	-	-	60 250	35 289	ARGENT.....	-	-	112 245	39 270	ISRAEL.....	4 000	4 400	26 079	16 070
INDIA.....	-	-	135 685	98 563	NORWAY.....	-	-	6 340	15 608	THAILND.....	4 650	1 276	132 022	63 965
S VETNM.....	12 000	10 560	377 280	269 884	U KING.....	4 200	800	877 884	203 594	S VETNM.....	-	-	314 365	130 302
MALAYSIA.....	-	-	34 500	64 656	NETHLS.....	11 000	6 600	169 000	111 945	MALAYSIA.....	22 000	14 300	26 290	16 268
PHIL R.....	5 300	10 248	105 540	68 374	BELGIUM.....	115 200	38 246	16 744 950	1 179 448	PHIL R.....	5 900	7 475	340 740	399 075
KOR REP.....	2 200	1 297	11 200	19 504	W GERM.....	1 169	1 374	21 456	19 645	KOR REP.....	-	-	330 699	373 382
HG KONG.....	15 071	25 257	34 071	58 825	ITALY.....	-	-	5 624 739	488 722	CHINA T.....	-	-	127 995	69 252
JAPAN.....	225 608	196 796	2 149 573	1 706 075	IRAN.....	-	-	45 377	18 740	JAPAN.....	52 824	161 000	377 985	352 395
AUSTRAL.....	28 100	17 873	160 970	127 489	ISRAEL.....	-	-	93 000	26 713	AUSTRAL.....	5 100	11 619	272 226	289 395
N ZEAL.....	2 400	5 160	19 625	39 526	THAILND.....	1 047 141	340 050	3 519 999	962 069	N ZEAL.....	33 590	9 147	192 510	105 415
GHANA.....	400	812	8 750	14 471	S VETNM.....	-	-	2 075 163	269 669	REP SAF.....	70 292	32 373	278 371	224 602
TZANIA.....	-	-	11 975	15 336	SINGAPR.....	-	-	1 178 344	183 821	OTH CTY.....	10 204	7 052	192 763	127 259
REP SAF.....	1 050	1 407	108 648	127 990	INDNSIA.....	-	-	61 907	20 438	TOTAL.....	1 183 474	913 677	11 404 760	7 227 724
ZAMBIA.....	-	-	8 800	17 474	PHIL R.....	4 320	1 594	56 060	16 825					
OTH CTY.....	600	1 369	163 871	145 697	KOR REP.....	325 508	79 927	9 789 710	1 655 211	5120620 HERBICIDES, 2, 4-D, AND 2, 4, 5-T, INCLUD SALTS & ESTERS THEREOF, AS PARENT ACID LB				
TOTAL.....	1 684 694	910 997	13 898 390	9 114 545	HG KONG.....	-	-	2 032 109	277 787	CANADA.....	624 713	139 033	2 032 931	745 836
					CHINA T.....	109 920	27 480	15 632 432	1 417 420	MEXICO.....	-	-	973 554	358 250
5120510 PLASTICIZERS, EXCEPT CYCLIC LB					JAPAN.....	-	-	1 085 177	129 781	GUATMAL.....	-	-	249 788	78 542
4 CANADA.....	678 482	299 347	8 279 092	2 592 772	AUSTRAL.....	118 600	29 377	322 990	68 908	SALVADR.....	-	-	50 911	14 130
MEXICO.....	169 278	52 916	3 622 752	942 515	N ZEAL.....	171 000	41 888	2 228 930	416 019	HONDURA.....	66 700	55 796	274 342	190 652
C RICA.....	-	-	37 475	13 958	GHANA.....	-	-	499 437	175 500	C RICA.....	-	-	1 506 185	470 661
JAMAICA.....	-	-	36 210	19 026	REP SAF.....	-	-	2 071 714	445 885	PANAMA.....	3 900	5 460	88 672	93 823
COLOMB.....	18 489	8 086	1 135 151	354 253	OTH CTY.....	10 000	2 592	544 232	44 830	HAITI.....	-	-	27 500	12 375
VENEZ.....	59 311	45 302	293 859	109 742	TOTAL.....	2 623 971	686 101	78 374 848	10 434 381	DOM REP.....	114 000	31 625	477 091	128 037
PERU.....	-	-	29 605	12 794						COLOMB.....	573 300	337 960	2 491 588	1 245 004
BOLIVIA.....	-	-	78 000	16 845	5120540 PLASTICIZERS, CYCLIC, NEC LB					VENEZ.....	150 000	59 850	1 229 800	424 237
CHILE.....	-	-	35 295	13 097	CANADA.....	119 940	30 894	1 856 254	584 053	PERU.....	-	-	109 841	28 321
BRAZIL.....	244 980	53 384	1 793 119	573 860	MEXICO.....	40 860	12 655	2 036 688	423 642	BRAZIL.....	-	-	1 638 750	300 438
ARGENT.....	25 500	4 085	356 416	108 287	NICARAG.....	-	-	145 525	48 366	ARGENT.....	-	-	28 700	30 730
SWEDEN.....	-	-	30 256	14 611	C RICA.....	1 000	895	58 204	12 648	NETHLS.....	14 000	4 368	173 088	41 835
NORWAY.....	3 080	20 000	101 114	74 231	COLOMB.....	-	-	76 656	27 991	ITALY.....	-	-	234 800	62 653
U KING.....	98 720	18 730	1 698 229	563 309	VENEZ.....	14 960	7 260	96 901	73 080	ROMANIA.....	-	-	1 977 846	1 593 462
IRELAND.....	-	-	58 551	19 946	BRAZIL.....	4 770	3 023	328 997	141 287	S VETNM.....	-	-	193 600	69 728
NETHLS.....	3 379 353	459 826	14 917 504	2 577 533	ARGENT.....	-	-	29 832	12 986	MALAYSIA.....	-	-	2 318 480	900 022
BELGIUM.....	1 082 634	284 851	6 900 477	2 097 033	U KING.....	75 660	16 474	505 245	150 678	SINGAPR.....	-	-	104 000	58 266
FRANCE.....	54 110	14 476	572 417	174 990	NETHLS.....	-	-	528 285	230 179	INDNSIA.....	-	-	129 390	37 455
W GERM.....	193 199	101 150	2 996 116	1 069 978	BELGIUM.....	176 340	47 381	2 950 922	704 919	PHIL R.....	21 355	12 590	101 539	39 876
SWITZLD.....	5 456	3 227	246 567	78 283	FRANCE.....	-	-	79 690	33 662	HG KONG.....	55 000	36 691	1 781 104	539 230
SPAIN.....	18 000	6 430	457 017	274 814	W GERM.....	17 652	1 716	130 497	52 268	CHINA T.....	-	-	244 350	141 167
ITALY.....	88 050	14 793	1 140 050	400 199	POLAND.....	-	-	71 500	27 170	AUSTRAL.....	-	-	207 897	187 718
GREECE.....	-	-	210 600	71 604	ITALY.....	-	-	173 918	46 914	N ZEAL.....	-	-	430 561	315 694
IRAN.....	4 166	546	50 958	27 577	BULGAR.....	-	-	98 304	159 006	AFRS IS.....	-	-	54 720	12 778
BAHRAIN.....	-	-	156 000	31 200	INDIA.....	-	-	23 118	15 505	KENYA.....	-	-	63 150	20 805
INDIA.....	-	-	41 800	18 073	KOR REP.....	21 730	8 257	90 230	48 187	MAURIT.....	-	-	117 500	29 650
PAKISTN.....	-	-	66 925	24 583	HG KONG.....	-	-	40 050	12 816	REP SAF.....	-	-	1 741 820	361 388
THAILND.....	-	-	23 587	14 905	JAPAN.....	20 136	11 802	651 705	287 168	OTH CTY.....	-	-	160 381	48 409
S VETNM.....	-	-	196 650	53 690	AUSTRAL.....	6 890	3 871	276 573	117 852	TOTAL.....	1 622 968	683 373	21 213 879	8 581 172
PHIL R.....	1 380	1 400	52 883	26 199	N ZEAL.....	-	-	75 250	27 942					
KOR REP.....	8 165	10 841	97 099	47 317	GHANA.....	-	-	44 100	32 634	5120623 SODIUM SALT OF DICHLOROPROPIONIC ACID HERBICIDES LB				
HG KONG.....	357 197	142 852	2 480 632	394 609										

Vietnam, Panama nor Thailand received any 2,4-D & 2,4,5-T this month
Panama received 19,200 pounds of unknown herbicides this month

Table 2. Schedule B Commodity by Country—Domestic Merchandise—Continued

(See "Explanation of Statistics" for information on coverage, valuation, security restrictions, sampling procedures, sources of error in the data, OTH CTY (other countries), and other definitions and features of the export statistics. The figure preceding Canada is the number in the sample for Canada. "SC" at the end of the alphabetic commodity description identifies "Special Category" commodities)

Country of destination	Schedule B Commodity number, description, and unit of quantity				Country of destination	Schedule B Commodity number, description, and unit of quantity			
	Current month		Cumulative, January to date			Current month		Cumulative, January to date	
	Net quantity	Value (dollars)	Net quantity	Value (dollars)		Net quantity	Value (dollars)	Net quantity	Value (dollars)
INDIA.....	11 400	5 700	93 959	79 420	5120610 FUNGICIDES				LB
KOR REP....	10 175	25 964	65 075	137 543	1 CANADA...	35 727	40 776	1 639 927	1 080 611
HG KONG....	14 960	38 173	71 420	146 367	MEXICO....	6 730	9 247	1 236 516	1 540 162
JAPAN.....	97 422	224 396	1 489 723	2 017 783	HONDURA...	1 688	2 096	67 532	293 254
AUSTRAL....	17 581	12 163	107 139	122 751	C RICA....	930	2 000	422 994	412 082
REP SAF....	2 200	5 614	131 192	318 287	PANAMA....	1 000	1 240	279 009	247 750
OTH CTY....	26 200	49 460	362 389	596 401	COLOMB....	-	-	111 304	151 295
TOTAL....	1 259 195	1 550 041	9 219 759	10 895 381	VENEZ....	23 750	5 862	83 700	101 737
					PERU.....	-	-	28 118	68 334
5120510 PLASTICIZERS, EXCEPT CYCLIC				LB	BRAZIL....	172 366	54 811	887 774	432 578
1 CANADA...	447 737	269 964	5 885 679	2 993 190	U KING....	32 025	212 966	427 200	815 834
MEXICO....	32 575	21 579	611 709	470 363	NETHLD.S...	48 400	116 290	157 984	417 166
PANAMA....	-	-	18 200	65 771	BELGIUM...	70 386	85 028	513 811	615 055
BAHAMAS...	-	-	398 309	73 833	FRANCE....	4 500	4 500	72 442	134 089
COLOMB....	3 000	1 201	113 310	73 521	SWITZLD...	1 225	2 550	52 337	223 357
VENEZ....	6 240	5 242	122 203	98 168	POLAND....	188 496	360 000	188 496	360 000
PERU.....	38 360	12 467	271 381	102 520	SPAIN....	-	-	251 260	307 390
BRAZIL....	90 959	76 622	524 850	349 809	ITALY....	75 600	824 040	792 603	2 004 516
ARGENT....	76 240	23 030	474 638	246 361	YUGOSLV...	44 100	96 016	88 200	216 036
NORWAY....	35 441	25 974	158 764	118 855	GREECE....	-	-	79 372	119 094
U KING....	7 000	8 250	2 266 745	796 016	IRAN....	4 000	1 720	158 000	216 040
NETHLD.S...	106 190	68 733	12 524 010	3 463 648	THAILND...	34 895	19 000	45 735	63 694
BELGIUM...	104 529	68 379	3 266 116	1 354 654	MALAYSA...	-	-	133 994	112 913
FRANCE....	14 364	10 459	327 288	156 049	PHIL R....	-	-	245 238	302 902
W GERM....	38 000	21 472	301 500	214 935	KOR REP....	-	-	157 324	267 338
USSR.....	-	-	439 890	688 393	CHINA T...	-	-	229 199	322 721
SPAIN....	5 145	4 018	121 459	76 589	JAPAN....	1 000	3 700	450 219	507 906
ITALY....	27 320	15 420	127 883	89 350	AUSTRAL...	-	-	220 584	229 763
INDIA....	79 520	53 131	125 540	85 335	N ZEAL....	11 990	9 487	155 511	142 478
CHINA M...	-	-	72 660	72 301	REP SAF...	1 125	2 127	380 426	404 395
KOR REP....	16 430	17 366	198 961	150 861	OTH CTY...	36 219	64 021	494 296	608 638
CHINA T...	-	-	929 172	412 053	TOTAL....	796 152	1 917 477	10 097 105	12 629 128
JAPAN....	158 780	137 054	1 150 176	1 212 672	5120620 HERBICIDES, 2, 4-D, AND 2, 4, 5-T, INCLUD SALTS & ESTERS THEREOF, AS PARENT ACID				LB
AUSTRAL...	23 505	11 817	399 605	245 901	1 CANADA...	448 592	467 765	2 373 619	4 397 247
REP SAF....	65 620	34 660	127 494	79 923	GUATMAL...	-	-	208 356	308 025
OTH CTY....	65 189	41 894	867 391	503 480	SALVADR...	-	-	119 582	91 778
TOTAL....	1 442 144	928 732	31 824 933	14 194 551	HONDURA...	-	-	140 884	88 520
					NICARAG...	-	-	94 179	66 690
5120520 DIOCTYL PHTHALATES				LB	C RICA....	-	-	622 143	350 546
CANADA....	-	-	332 715	100 910	PANAMA....	-	-	183 053	447 922
MEXICO....	-	-	665 501	153 133	JAMAICA...	-	-	62 972	70 293
GUATMAL...	-	-	300 368	77 282	DOM REP...	25 804	17 552	150 240	123 988
NICARAG...	-	-	1 053 176	200 103	COLOMB....	14 418	29 257	522 220	817 795
DOM REP...	40 820	11 838	484 511	157 616	VENEZ....	283 000	291 467	371 312	375 715
ECUADOR...	57 773	20 001	185 175	185 175	BRAZIL....	-	-	2 997 231	1 994 859
BRAZIL....	-	-	139 466	99 210	ROMANIA...	-	-	2 221 700	2 112 288
ARGENT....	22 000	7 200	239 930	96 249	TURKEY....	246 650	308 122	635 750	870 545
BELGIUM...	-	-	273 712	84 753	INDIA....	-	-	97 689	81 733
YUGOSLV...	-	-	283 240	83 809	MALAYSA...	10 500	19 390	372 500	265 666
PAKISTN...	-	-	891 739	159 187	HG KONG...	-	-	507 000	151 649
THAILND...	-	-	1 087 281	239 194	REP SAF...	-	-	584 858	381 194
S VETNM...	-	-	881 202	253 809	OTH CTY...	32 910	25 693	332 308	269 751
HG KONG...	-	-	1 356 457	268 391	TOTAL....	1 061 874	1 159 246	12 597 596	13 266 204
CHINA T...	-	-	10 153 542	2 041 809	5120625 HERBICIDES OF PENTACHLOROPHENATE AND OF MERCURY				LB
JAPAN....	35 550	30 456	1 169 027	253 110	CANADA...	2 000	3 300	128 067	119 384
OTH CTY....	35 574	10 000	338 718	118 369	OTH CTY...	900	1 336	63 631	82 893
TOTAL....	191 717	79 495	20 371 770	4 582 104	TOTAL....	2 900	4 636	191 698	202 277
5120539 PHTHALATE ANHYDRIDE ESTER PLASTICIZERS, NEC				LB	5120632 HERBICIDES, NEC				LB
CANADA....	921 559	240 848	13 208 315	3 316 434	CANADA...	568 262	514 303	8 099 962	8 749 612
MEXICO....	-	-	3 085 084	862 401	MEXICO....	70 345	155 181	618 492	806 888
VENEZ....	4 800	2 256	1 245 585	319 343	SALVADR...	-	-	213 648	190 976
PERU.....	-	-	632 994	256 615	NICARAG...	-	-	107 608	86 331
BRAZIL....	66 233	20 501	882 038	218 470	C RICA....	40 003	32 659	992 774	1 244 512
NETHLD.S...	-	-	6 800 053	998 325	PANAMA....	19 200	28 664	1 127 374	1 186 059
BELGIUM...	42 880	34 677	5 106 576	1 039 394	JAMAICA...	31 848	34 754	53 256	60 280
ITALY....	-	-	4 469 138	615 339	DOM REP...	-	-	152 297	132 063
THAILND...	10 000	11 800	1 170 262	258 462	COLOMB....	-	-	1 367 621	1 963 233
SINGAPR...	-	-	5 917 744	1 194 225	VENEZ....	-	-	493 089	961 828
HG KONG...	-	-	2 698 510	619 796	GUYANA...	-	-	124 408	145 897
CHINA T...	-	-	4 380 248	895 900	ECUADOR...	28 950	20 124	139 856	118 465
OTH CTY...	392 617	137 327	1 278 882	484 243	PERU.....	17 235	19 993	187 536	180 026
TOTAL....	1 438 089	447 409	50 895 429	11 079 347	BRAZIL....	11 118	49 370	442 737	599 291
5120540 PLASTICIZERS, CYCLIC, NEC				LB	ARGENT....	250 968	239 438	596 095	545 434
CANADA....	35 000	17 350	1 764 495	867 120	U KING....	140 200	263 312	572 117	1 802 503
MEXICO....	-	-	301 260	230 953	IRELAND...	-	-	53 700	63 000
VENEZ....	10 000	7 760	159 709	120 265	NETHLD.S...	304 586	934 030	6 890 746	9 373 825
BRAZIL....	9 010	8 469	579 835	268 501	BELGIUM...	468 600	854 810	3 210 856	6 390 616
U KING....	-	-	123 322	66 363	FRANCE....	166 000	327 020	654 206	1 216 789
NETHLD.S...	-	-	302 550	198 789	W GERM....	15 400	35 264	51 850	213 103
BELGIUM...	320 800	207 267	2 513 319	1 599 087	AUSTRIA...	-	-	741 524	4 199 710
ITALY....	-	-	237 808	119 249	SWITZLD...	1 139 731	908 277	20 468 050	16 647 478
INDIA....	66 000	37 510	135 395	84 199	USSR.....	-	-	987 588	2 322 784
JAPAN....	-	-	96 267	65 551	SPAIN....	55 000	568 750	183 572	861 281
AUSTRAL...	380 400	106 512	1 653 555	786 953	ITALY....	64 817	131 694	118 424	302 448
REP SAF....	-	-	85 577	75 210	GREECE....	105 387	248 760	230 791	421 236
OTH CTY...	39 780	27 648	636 321	411 240					
TOTAL....	860 990	412 516	8 589 413	4 893 480					

Table 2. Schedule B Commodity by Country—Domestic Merchandise—Continued

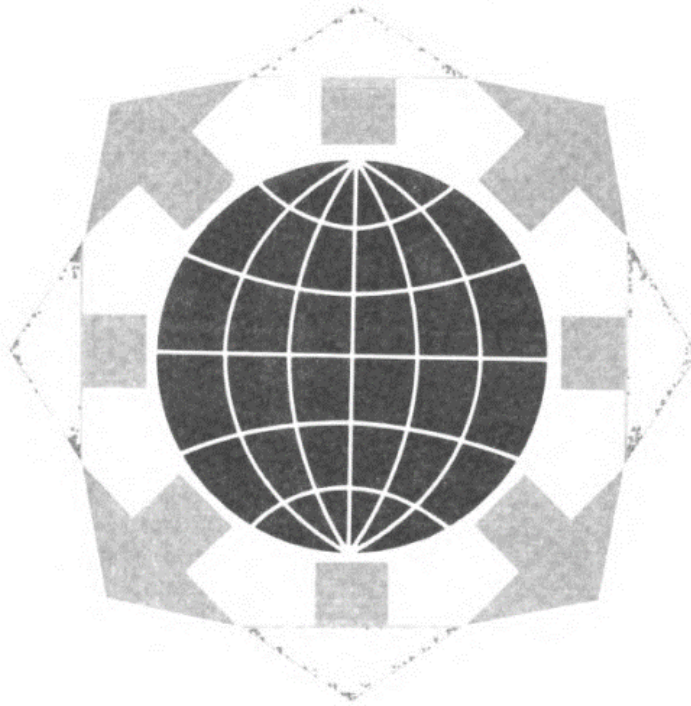
(See "Explanation of Statistics" for information on coverage, valuation, security restrictions, sampling procedures, sources of error in the data, OTH CTY (other countries), and other definitions and features of the export statistics. The figure preceding Canada is the number in the sample for Canada. "SC" at the end of the alphabetic commodity description identifies "Special Category" commodities)

Country of destination	Schedule B Commodity number, description, and unit of quantity				Country of destination	Schedule B Commodity number, description, and unit of quantity			
	Current month		Cumulative, January to date			Current month		Cumulative, January to date	
	Net quantity	Value (dollars)	Net quantity	Value (dollars)		Net quantity	Value (dollars)	Net quantity	Value (dollars)
JAPAN.....	38 543	30 645	211 125	167 176	DENMARK...	-	-	43 364	245 021
AUSTRAL....	601	2 112	235 413	183 755	U KING....	1 840	1 122	623 998	1 958 170
OTH CTY....	66 824	45 453	438 067	335 217	NETHLDs...	640 848	1 848 935	4 353 465	7 175 237
TOTAL....	323 995	155 940	4 132 399	2 630 702	BELGIUM...	209 097	303 005	5 248 688	9 625 083
5120610 FUNGICIDES				LB	FRANCE....	8 796	59 400	620 948	2 264 213
2 CANADA...	87 270	205 945	795 750	1 521 211	FR GERM...	1 822 946	8 368 194	1 849 704	8 552 534
MEXICO....	27 558	9 500	1 134 839	936 944	AUSTRIA...	193 211	1 172 920	193 211	1 172 920
HONDURA...	79 200	55 440	521 004	363 689	SWITZLD...	1 994 143	3 043 327	19 425 631	20 383 760
C RICA....	-	-	231 140	289 859	SPAIN....	22 418	138 908	407 469	1 287 943
COLOMB....	100	1 066	45 243	84 415	PORTUGL...	-	-	359 500	1 011 296
VENEZ....	9 000	56 700	125 855	253 821	ITALY....	-	-	152 170	212 248
PERU....	6 591	14 119	40 156	73 261	YUGOSLV...	17 600	35 125	129 100	337 364
BRAZIL....	87 087	108 840	1 089 562	782 913	GREECE...	209 100	378 260	446 819	665 547
ARGENT....	-	-	69 652	109 776	ROMANIA...	-	-	339 106	1 929 627
U KING....	117 188	268 809	536 223	1 089 923	TURKEY...	-	-	176 368	183 949
NETHLDs...	-	-	95 526	189 503	ISRAEL...	21 869	42 104	86 651	160 897
BELGIUM...	290 269	874 344	1 979 382	6 269 272	THAILND...	-	-	39 784	151 950
FRANCE....	35 331	16 379	810 212	1 311 316	SINGAPR...	220 190	374 323	1 914 867	1 999 203
FR GERM...	2 000	1 890	178 050	1 064 418	PHIL R....	-	-	91 790	179 134
SWITZLD...	11 000	24 750	35 464	81 066	KOR REP...	-	-	41 710	67 828
SPAIN....	11 000	19 800	266 525	399 033	HG KONG...	-	-	41 855	75 259
ITALY....	22 000	35 078	213 736	321 013	CHINA T...	-	-	899 386	1 305 903
YUGOSLV...	-	-	62 115	104 421	JAPAN....	195 050	313 621	2 930 957	4 399 185
BULGAR....	-	-	110 000	150 000	AUSTRAL...	62 000	93 000	916 151	4 526 194
TURKEY...	-	-	141 450	259 519	N ZEAL...	-	-	309 035	1 925 337
IRAN....	-	-	73 520	83 500	MOROC....	-	-	120 313	96 250
INDIA....	-	-	86 332	158 403	EGYPT....	-	-	361 452	420 017
THAILND...	1 380	4 711	261 937	333 769	IVY CST...	-	-	272 272	139 281
MALAYSA...	13 050	15 041	89 196	110 101	REP SAF...	-	-	115 373	230 633
PHIL R....	3 825	6 000	174 064	119 389	SWAZLND...	-	-	73 656	109 417
KOR REP...	-	-	407 598	926 658	OTH CTY...	55 334	47 459	438 176	524 680
CHINA T...	17 000	11 458	138 202	164 199	TOTAL....	6 395 057	17 717 282	58 072 281	99 816 825
JAPAN....	418 966	626 514	2 049 120	2 819 160	5120642 ALDRIN-TOXAPHENE GROUP OF INSECTICIDES				LB
AUSTRAL...	28 893	86 897	437 241	688 736	CANADA....	-	-	356 760	209 359
N ZEAL...	4 200	5 877	446 056	547 855	MEXICO....	5 500	14 991	1 621 350	847 633
ETHIOP....	101 963	184 538	101 963	184 538	GUATMAL...	-	-	2 374 186	2 116 241
KENYA....	-	-	247 414	347 051	SALVADR...	-	-	402 400	866 865
TNZANIA...	-	-	176 368	335 200	NICARAG...	-	-	1 510 501	967 657
REP SAF...	1 425	1 781	377 584	292 929	C RICA....	-	-	198 700	321 607
OTH CTY...	127 123	127 285	654 529	610 612	COLOMB...	405 000	129 600	4 839 640	2 301 150
TOTAL....	1 503 419	2 762 762	14 203 008	23 377 473	VENEZ....	-	-	1 055 082	879 172
5120620 HERBICIDES, 2, 4-D, AND 2, 4, 5-T, INCLUD SALTS & ESTERS THEREOF, AS PARENT ACID				LB	PERU....	-	-	114 600	100 065
CANADA....	-	-	1 212 557	1 166 326	BOLIVIA...	-	-	83 219	121 552
MEXICO....	-	-	33 772	80 115	CHILE....	-	-	122 442	101 104
GUATMAL...	-	-	302 337	328 273	BRAZIL....	164 000	303 929	4 871 136	4 188 980
NICARAG...	31 098	12 782	207 044	77 808	ARGENT...	33 000	68 202	993 788	1 348 699
C RICA....	-	-	300 982	131 969	NETHLDs...	2 700	1 253	417 355	538 913
PANAMA....	25 684	14 073	127 439	82 261	BELGIUM...	-	-	140 350	113 551
COLOMB...	80 000	80 000	1 128 599	550 973	FRANCE...	-	-	236 500	141 480
VENEZ....	-	-	524 790	358 724	FR GERM...	-	-	75 539	70 168
ECUADOR...	-	-	106 360	65 104	SPAIN....	5 000	13 325	213 160	266 060
BRAZIL....	72 960	40 550	1 295 400	723 815	GREECE...	202 600	209 894	206 333	211 687
FR GERM...	26 000	67 600	194 982	478 446	TURKEY...	-	-	82 700	101 399
SWITZLD...	-	-	78 000	201 240	ISRAEL...	283 500	93 555	1 219 060	422 929
INDIA....	-	-	44 580	124 192	INDIA....	85 885	53 935	443 605	318 962
MALAYSA...	-	-	1 133 500	782 292	PAKISTND...	-	-	172 348	402 250
HG KONG...	35 000	30 895	143 000	103 429	THAILND...	10 000	10 750	1 045 481	368 349
AUSTRAL...	-	-	270 240	832 955	PHIL R....	16 725	13 180	194 990	204 317
N ZEAL...	-	-	288 500	538 097	KOR REP...	-	-	130 757	124 902
OTH CTY...	-	-	453 536	281 268	JAPAN....	-	-	1 632 242	1 368 390
TOTAL....	270 742	245 900	7 845 618	6 907 287	AUSTRAL...	567 000	176 653	2 278 525	898 735
5120625 HERBICIDES OF PENTACHLOROPHENATE AND OF MERCURY				LB	MOROC....	-	-	571 000	540 637
CANADA....	-	-	219 122	240 748	EGYPT....	-	-	233 291	678 971
SWEDEN...	10 500	65 961	10 500	65 961	IVY CST...	-	-	130 200	305 019
AUSTRAL...	37 800	40 950	44 280	97 650	KENYA....	-	-	347 005	146 474
OTH CTY...	9 662	6 133	308 877	272 317	TNZANIA...	-	-	1 189 350	484 389
TOTAL....	57 962	113 044	582 779	676 676	REP SAF...	-	-	118 095	93 284
5120632 HERBICIDES, NEC				LB	ZAMBIA...	-	-	125 450	103 437
CANADA....	73 343	66 882	7 327 964	12 023 480	OTH CTY...	7 350	5 313	322 452	225 053
MEXICO....	107 908	162 792	403 386	1 018 433	TOTAL....	1 788 260	1 094 580	30 069 592	22 499 440
SALVADR...	-	-	64 790	272 370	5120649 POLYCHLOR INSECTICIDES, NEC				LB
NICARAG...	-	-	355 899	735 027	CANADA....	8 000	11 600	2 869 826	810 782
C RICA....	78 860	43 312	612 387	482 516	BRAZIL....	19 842	51 660	39 684	103 320
PANAMA....	9 600	7 488	173 431	131 316	ARGENT...	-	-	123 650	276 221
COLOMB...	196 812	469 385	2 080 972	3 207 446	U KING...	-	-	50 900	73 755
VENEZ....	116 485	84 867	766 981	2 663 747	BELGIUM...	-	-	231 000	208 904
ECUADOR...	21 120	19 008	601 210	447 785	SWITZLD...	208 114	463 050	774 336	1 507 829
PERU....	-	-	73 196	64 078	INDIA....	-	-	88 330	165 392
BRAZIL....	116 487	643 845	2 273 026	3 996 679	MALAYSA...	-	-	33 000	71 000
ARGENT....	-	-	316 070	1 457 868	OTH CTY...	5 818	17 796	161 930	199 554
					TOTAL....	241 774	544 106	4 372 656	3 416 757
					5120652 PARATHION AND METHYL PARATHION				LB
					MEXICO....	-	-	165 542	87 021

FT446/Annual 1978

Issued April 1980

U.S. EXPORTS



Schedule B Commodity by Country



U.S. Department of Commerce
Philip M. Klutznick, Secretary

Courtenay M. Slater,
Chief Economist

BUREAU OF THE CENSUS

Original from **Vincent P. Barabba,**
UNIVERSITY OF CALIFORNIA Director



BUREAU OF THE CENSUS
Vincent P. Barabba, Director
Daniel B. Levine, Deputy Director
Shirley Kallek, Associate Director for
Economic Fields

FOREIGN TRADE DIVISION
Emanuel A. Lipscomb, Chief

SUGGESTED BRIEF CITATION

U.S. Bureau of the Census, *U.S. Exports/Schedule B Commodity
by Country*, Report FT 446, Annual 1978
U.S. Government Printing Office, Washington, D.C. 1980

For sale by the Superintendent of Documents, U.S. Government Printing Office, Washington, D.C. 20402. Postage stamps not acceptable; currency submitted at sender's risk. Remittances from foreign countries must be by international money order or by draft on a U.S. bank.

Table 1. Schedule B Commodity by Country—Domestic Merchandise—Continued

(See "Explanation of Statistics" for information on coverage, valuation, security restrictions, sampling procedures, sources of error in the data, OTH CTY (other countries), and other definitions and features of the export statistics. The figure preceding Canada is the number in the sample for Canada. "SC" at the end of the alphabetic commodity description identifies "Special Category" commodities)

Schedule B Commodity number, description, and unit of quantity	Schedule B Commodity number, description, and unit of quantity		Schedule B Commodity number, description, and unit of quantity		Schedule B Commodity number, description, and unit of quantity	
	Country of destination	Net quantity	Value (Dollars)	Country of destination	Net quantity	Value (Dollars)
SCHEDULE 4. CHEMICALS AND RELATED PRODUCTS—Continued						
486200 PROPELLANT POWDERS	LB					
CANADA	2 716 309	3 549 062				
MEXICO	543 710	872 671				
COLOMB	95 558	320 017				
SPAIN	5 330	118 996				
FR GERM	34 954	157 802				
NETHERL	75 279	165 771				
PORTUGAL	20 020	60 060				
ITALY	608 666	1 130 649				
GREECE	276 990	745 103				
IRAN	1 593 600	2 789 502				
ISRAEL	91 300	277 820				
PARISTN	73 039	61 718				
PHIL R	48 360	157 069				
KOR REP	1 422 222	4 446 691				
AUSTRAL	232 865	339 790				
OTH CTY	109 120	188 996				
TOTAL	7 947 322	15 381 717				
486300 EXPLOSIVE SUBSTANCES, NSPF	LB					
CANADA	4 126 409	1 675 670				
MEXICO	302 877	169 809				
SALVADR	263 173	91 549				
C RICA	206 828	83 905				
DOM REP	354 865	88 144				
THAILD	8 575	61 103				
N ZEAL	858 143	111 725				
VENEZ	46 860	411 669				
SURINAM	1 655 341	262 540				
ECUADOR	115 527	102 656				
PERU	604 276	206 238				
ARGENT	14 937	152 473				
NORWAY	15 853	62 341				
GERMANY	350 040	274 294				
IRELAND	140 000	108 000				
FR GERM	6 036	243 634				
NETHERL	140 000	108 000				
PANAMA	3 443	84 492				
IRAN	333 652	95 473				
ISRAEL	7 596	174 687				
SINGAPR	139 740	174 510				
ALGERIA	7 281	177 215				
CHRY I	141 743	108 000				
INDONESIA	367 467	218 028				
OTH CTY	1 442 831	641 475				
TOTAL	11 863 493	5 887 638				
486300 DITHIOCARBAMIC ACID AND SALTS	LB					
CANADA	1 854 206	1 667 470				
MEXICO	65 000	63 720				
C RICA	821 475	589 166				
PANAMA	140 106	116 880				
DOM REP	497 716	447 833				
COLOMB	18 000	64 380				
THAILD	619 155	187 799				
NETHERL	215 028	224 090				
SINGAPR	125 340	118 320				
PHIL R	1 692 760	1 590 699				
KOR REP	112 120	91 334				
CHINA T	581 466	567 477				
N ZEAL	135 440	130 784				
REP SAF	467 688	249 656				
OTH CTY	347 586	292 654				
TOTAL	7 883 886	6 482 262				
486300 PENTACHLOROPHENOL	LB					
CANADA	2 114 315	744 132				
NETHERL	62 234	179 556				
N ZEAL	199 620	72 061				
OTH CTY	60 897	29 901				
TOTAL	2 437 066	1 025 650				
486300 FUNGICIDES, UNMIXED, NSPF	LB					
CANADA	1 902 799	4 338 357				
MEXICO	1 109 819	2 246 698				
GUATMAL	322 591	279 331				
NETHERL	46 664	80 951				
INDONESIA	28 295	97 026				
C RICA	443 193	1 247 660				
NETHERL	58 928	81 990				
DOM REP	32 658	87 593				
NETHERL	41 127	81 160				
COLOMB	119 266	290 383				
VENEZ	174 372	306 324				
PERU	47 810	121 820				
CHILE	26 023	65 492				
BRAZIL	1 430 224	2 496 050				
URUGUAY	46 927	90 165				
ARGENT	145 833	316 977				
SWEDEN	35 775	99 399				
NORWAY	73 850	219 547				
DENMARK	56 753	171 390				
U KING	1 244 183	2 811 412				
IRELAND	16 344	134 698				
NETHERL	829 990	2 037 242				
BELGIUM	2 712 687	11 658 446				
FRANCE	3 241 898	5 705 025				
FR GERM	242 841	1 326 263				
GERM DR	168 650	182 224				
SWITZLD	458 715	767 404				
POLAND	311 550	314 588				
SPAIN	510 890	993 944				
ITALY	1 551 990	2 636 076				
YUGOSLV	42 000	132 750				
GREECE	138 227	238 796				
IRAN	50 495	100 852				
ISRAEL	130 821	228 142				
INDIA	139 250	303 886				
THAILD	218 494	309 873				
MALAYSIA	53 529	64 069				
SINGAPR	98 570	85 374				
INDONESIA	87 405	130 830				
PHIL R	64 670	75 989				
CHINA T	2 247 650	1 942 109				
KOR REP	481 897	1 522 900				
HG KONG	59 097	186 160				
CHINA T	177 284	225 526				
JAPAN	1 668 469	3 455 347				
AUSTRAL	928 247	1 837 970				
N ZEAL	349 546	584 915				
KENYA	921 507	1 955 939				
REP SAF	216 074	267 623				
ZAMBIA	33 060	82 500				
OTH CTY	246 713	302 532				
TOTAL	25 795 628	95 327 717				
4861200 HERBICIDES, ACETIC ACID (2,4-D) AND ITS SALTS AND ESTERS	LB					
CANADA	2 313 181	1 383 380				
GUATMAL	184 723	79 054				
C RICA	200 498	98 235				
COLOMB	2 231 829	2 041 262				
VENEZ	275 100	193 120				
ECUADOR	175 310	115 981				
BRAZIL	111 398	79 480				
FR GERM	26 000	67 600				
MALAYSIA	436 460	314 596				
PHIL R	33 549	137 207				
OTH CTY	535 935	328 351				
TOTAL	6 523 963	4 638 286				
4861400 PLANT GROWTH REGULATORS	LB					
CANADA	2 637 802	4 032 761				
MEXICO	123 576	855 422				
GUATMAL	256 690	262 951				
NICARAG	985 125	1 853 289				
C RICA	431 990	482 669				
PANAMA	83 894	100 311				
COLOMB	668 593	3 645 700				
VENEZ	608 197	6 377 302				
ECUADOR	306 821	462 343				
CHILE	49 340	91 531				
BRAZIL	849 027	4 771 245				
ARGENT	246 659	1 748 475				
U KING	164 296	1 395 794				
IRELAND	72 045	83 375				
NETHERL	336 300	970 814				
BELGIUM	69 536	334 419				
SPAIN	607	127 639				
YUGOSLV	9 425	95 250				
GREECE	13 901	67 160				
TURKEY	97 800	174 800				
THAILD	83 025	160 328				
MALAYSIA	114 692	689 437				
SINGAPR	660 570	1 089 942				
INDONESIA	58 868	477 925				
PHIL R	39 411	71 533				
HG KONG	663 400	941 568				
CHINA T	471 940	700 854				
JAPAN	953 959	1 944 958				
AUSTRAL	127 422	1 285 036				
N ZEAL	189 577	2 340 502				
KENYA	179 232	157 392				
REP SAF	315 063	729 250				
OTH CTY						
TOTAL						
OTH CTY					230 381	241 448
TOTAL					12 899 164	38 763 423
4861600 METHANEARSONIC ACID AND ITS SALTS	LB					
VENEZ	501 355	255 801				
ARGENT	253 378	155 421				
CAMBOD	141 003	66 026				
NY CST	199 092	77 615				
OTH CTY	266 793	153 012				
TOTAL	1 361 621	707 875				
4861900 HERBICIDES, UNMIXED, INCL PLANT GROWTH REGULATORS, NSPF	LB					
CANADA	8 929 451	12 270 313				
MEXICO	332 213	722 299				
GUATMAL	135 838	280 942				
SALVADR	56 585	128 002				
HONDURA	64 935	90 852				
NICARAG	266 853	543 252				
C RICA	993 045	1 142 055				
PANAMA	153 442	131 776				
BERMUDA	297 358	233 956				
DOM REP	1 060 852	808 116				
COLOMB	1 299 345	2 202 804				
VENEZ	1 517 186	2 450 251				
GUYANA	32 848	80 000				
BRAZIL	2 923					

Table 1. Schedule B Commodity by Country—Domestic Merchandise—Continued

(See "Explanation of Statistics" for information on coverage, valuation, security restrictions, sampling procedures, sources of error in the data, OTH CTY (other countries), and other definitions and features of the export statistics. The figure preceding Canada is the number in the sample for Canada. "SC" at the end of the alphabetic commodity description identifies "Special Category" commodities)

Schedule B Commodity number, description, and unit of quantity			Schedule B Commodity number, description, and unit of quantity			Schedule B Commodity number, description, and unit of quantity		
Country of destination	Net quantity	Value (Dollars)	Country of destination	Net quantity	Value (Dollars)	Country of destination	Net quantity	Value (Dollars)
SCHEDULE 4. CHEMICALS AND RELATED PRODUCTS—Continued								
4862380 DICHLOROPHENYL TRICHLOROETHANE (DDT)	LB		INDONESIA	292 424	1 212 895	OTH CTY	610 447	437 680
CANADA	3 766 677	629 035	PHIL R	285 130	1 711 832	TOTAL	7 016 882	3 474 081
GUATMAL	2 654 250	1 061 700	CHINA M	4 209 150	3 818 538	4863480 FUMIGANTS, UNMIXED, NSPF	LB	
SALVADR	624 000	250 110	KOR REP	323 152	1 135 775	CANADA	4 311 431	2 905 946
NICARAG	2 848 832	1 164 500	HG KONG	1 384 490	4 101 429	MEXICO	502 908	380 435
COLOMB	864 698	298 386	CHINA T	464 444	735 874	HONDURA	179 992	154 510
VENEZ	708 844	265 212	JAPAN	3 329 072	9 154 993	C RICA	119 657	381 426
ECUADOR	696 576	302 845	AUSTRIAL	996 950	2 371 148	COLOMB	61 022	65 474
IRAN	2 203 950	1 060 000	N ZEAL	214 516	354 013	VENEZ	234 361	143 644
ISRAEL	220 000	72 619	SUDAN	63 563	83 977	ECUADOR	712 197	566 288
INDIA	7 694 000	2 450 096	MY CST	181 932	359 888	BRAZIL	1 179 633	1 076 631
THAILND	4 120 126	1 784 077	ANGOLA	55 022	109 211	METHLDS	1 480 010	678 837
MALAYSIA	551 150	261 260	ETHIOP	87 384	188 621	GREECE	954 116	689 540
AUSTRIAL	232 047	170 500	KENYA	97 658	181 259	PAKISTH	70 022	62 954
REP SAF	2 314 750	962 000	REP SAF	489 643	992 667	THAILND	239 940	184 814
OTH CTY	779 203	312 651	OTH CTY	436 143	666 666	PHIL R	152 728	111 911
TOTAL	38 279 183	11 044 981	TOTAL	45 881 412	83 576 348	CHINA T	33 395	128 198
4862580 POLYCHLORINATED INSECTICIDES, UNMIXED, NSPF	LB		4862980 INSECTICIDES, UNMIXED, NSPF	LB		AUSTRIAL	220 042	118 471
1 CANADA	3 785 589	1 049 557	1 CANADA	1 091 976	1 197 218	REP SAF	1 565 461	1 008 727
MEXICO	200 499	164 483	MEXICO	1 203 807	7 395 047	OTH CTY	611 082	475 236
GUATMAL	461 462	193 563	GUATMAL	499 126	4 834 522	TOTAL	12 627 987	8 183 242
HONDURA	323 066	276 840	SALVADR	10 418	457 837	4863880 PESTICIDES NSPF INCL RODENTICIDES AND INSECT	LB	
NICARAG	615 991	365 265	HONDURA	136 854	141 719	ATTRACTANTS AND REPELLENTS	LB	
COLOMB	77 929	61 771	NICARAG	358 072	2 519 753	CANADA	2 095 046	1 537 583
PERU	80 504	70 204	C RICA	218 107	884 776	MEXICO	214 031	231 690
BRAZIL	513 913	702 786	BAHAMAS	373 509	437 075	VENEZ	129 029	205 925
BELGIUM	254 690	424 995	JAMAICA	123 690	368 135	CHILE	117 417	83 559
SWITZLD	971 171	2 350 404	HAITI	84 038	63 758	BRAZIL	243 985	340 153
ISRAEL	83 160	93 960	DOM REP	1 102 307	364 146	FINLAND	72 717	80 230
INDIA	39 890	86 798	N ANTL	229 880	563 138	U KING	56 774	76 201
THAILND	180 346	125 750	COLOMB	1 425 983	3 212 954	METHLDS	253 599	315 585
MALAYSIA	228 357	111 842	VENEZ	396 199	1 545 500	BELGIUM	332 842	361 145
INDONESIA	130 107	115 895	ECUADOR	184 772	207 605	FR GERM	58 037	112 625
PHIL R	203 809	199 013	PERU	162 310	294 471	SWITZLD	80 496	366 876
KOR REP	30 500	117 581	CHILE	81 295	399 054	S ARAB	77 192	67 259
JAPAN	155 650	239 809	BRAZIL	4 333 356	9 917 846	KOR REP	2 304	79 823
AUSTRIAL	284 451	221 630	URUGUAY	91 393	191 101	JAPAN	1 741 677	374 569
REP SAF	72 492	176 511	ARGENT	1 136 177	2 976 877	AUSTRIAL	232 043	340 715
OTH CTY	848 503	831 979	U KING	808 763	10 928 422	ANGOLA	5 645	160 000
TOTAL	9 542 125	7 988 636	METHLDS	841 924	8 101 413	TZANIA	51 364	78 164
4862880 METHYL PARATHION	LB		BELGIUM	14 804 884	20 604 681	REP SAF	71 443	108 279
GUATMAL	1 262 562	1 528 393	FRANCE	1 186 262	1 543 037	OTH CTY	533 278	647 945
SALVADR	1 356 550	1 507 895	FR GERM	2 324 116	8 177 160	TOTAL	6 368 919	5 588 336
HONDURA	100 100	95 095	CZECHO	39 600	183 326	4865880 PESTICIDES, REPELLENTS, FUMIGANTS &	LB	
NICARAG	2 239 094	2 506 658	SWITZLD	481 304	1 111 093	RODENTICIDES, HOUSEHOLD & INDUSTRIAL	LB	
COLOMB	209 000	214 578	SPAIN	973 589	3 173 081	1 CANADA	4 477 267	2 262 392
THAILND	531 530	547 415	PORTUGL	22 270	70 522	MEXICO	219 032	487 083
CHINA M	903 614	783 122	ITALY	43 174	366 236	HONDURA	123 308	121 164
CHINA T	687 267	672 952	GREECE	99 490	242 861	NICARAG	19 877	67 266
OTH CTY	189 261	172 460	ROMANIA	551 155	374 782	C RICA	116 019	69 119
TOTAL	7 478 918	8 638 588	TURKEY	661 380	1 012 573	PANAMA	122 477	150 711
4862980 ORGANOPHOSPHORUS INSECTICIDES, UNMIXED, NSPF	LB		SYRIA	54 895	81 906	BAHAMAS	100 332	155 559
CANADA	2 540 161	1 955 886	IRAQ	457 500	237 900	JAMAICA	399 565	373 435
MEXICO	2 081 462	4 632 858	IRAN	86 431	123 637	DOM REP	115 228	156 012
GUATMAL	1 433 042	2 796 042	ISRAEL	45 236	197 058	TRINID	41 877	104 823
SALVADR	1 861 756	2 586 945	S ARAB	36 942	136 323	N ANTL	69 990	104 602
HONDURA	323 533	297 591	INDIA	5 081 820	7 740 688	COLOMB	71 833	102 829
NICARAG	1 968 469	3 443 765	PANISTH	115 742	188 263	VENEZ	92 118	592 874
C RICA	1 399 309	2 935 238	SRI LKA	65 366	318 780	SURINAM	125 071	79 374
PANAMA	39 546	60 483	THAILND	483 823	1 569 543	ECUADOR	119 219	170 376
DOM REP	511 503	194 159	MALAYSIA	135 207	509 294	BRAZIL	86 492	154 527
COLOMB	1 312 819	2 637 772	SINGAPR	126 997	962 528	ARGENT	26 186	109 858
VENEZ	660 484	1 845 520	INDONESIA	751 906	1 071 963	U KING	394 784	2 895 699
ECUADOR	109 554	124 214	PHIL R	1 241 258	2 382 044	METHLDS	21 501	88 895
PERU	53 064	108 200	CHINA M	4 250 662	2 511 173	FRANCE	132 416	231 551
BRAZIL	3 031 631	5 551 768	KOR REP	896 135	3 229 998	FR GERM	7 023	97 997
URUGUAY	100 990	198 826	HG KONG	69 735	229 191	SWITZLD	47 000	220 259
ARGENT	680 962	1 428 142	CHINA T	944 846	2 132 235	USSR	204 480	350 785
U KING	385 447	1 147 516	JAPAN	2 714 117	7 567 733	SPAIN	35 153	223 923
METHLDS	6 117 049	11 138 766	AUSTRIAL	555 417	1 998 578	PORTUGL	12 474	85 968
FRANCE	338 432	1 126 325	N ZEAL	222 549	335 574	ITALY	279 088	214 717
FR GERM	618 716	898 797	EGYPT	1 468 985	2 605 407	IRAQ	22 040	61 092
AUSTRIAL	480 679	632 256	KENYA	461 450	1 114 108	ISRAEL	492 391	329 867
HUNGARY	330 750	450 081	THAILND	483 823	1 569 543	S ARAB	51 969	83 768
SWITZLD	2 630 708	6 068 317	MALAYSIA	135 207	509 294	MALAYSIA	168 650	212 064
SPAIN	453 168	793 535	SINGAPR	126 997	962 528	SINGAPR	98 237	70 278
ITALY	594 497	1 272 018	INDONESIA	751 906	1 071 963	HG KONG	564 785	422 372
YUGOSLV	429 750	625 291	PHIL R	1 241 258	2 382 044	CHINA T	50 165	88 183
GREECE	175 558	407 160	CHINA M	4 250 662	2 511 173	JAPAN	378 952	608 067
TURKEY	293 478	405 786	KOR REP	896 135	3 229 998	AUSTRIAL	182 199	881 328
INDIA	501 905	916 890	HG KONG	69 735	229 191	T PAC I	65 703	76 055
SRI LKA	53 310	128 062	CHINA T	944 846	2 132 235	GUINEA	50 685	98 755
THAILND	561 194	700 086	JAPAN	2 714 117	7 567 733	GHANA	74 868	83 370
MALAYSIA	101 357	282 930	AUSTRIAL	555 417	1 998 578	OTH CTY	799 946	1 064 427
SINGAPR	36 456	156 376	N ZEAL	222 549	335 574	TOTAL	10 451 488	13 782 144
			EGYPT	1 468 985	2 605 407			
			KENYA	461 450	1 114 108			
			THAILND	483 823	1 569 543			
			MALAYSIA	135 207	509 294			
			SINGAPR	126 997	962 528			
			INDONESIA	751 906	1 071 963			
			PHIL R	1 241 258	2 382 044			
			CHINA M	4 250 662	2 511 173			
			KOR REP	896 135	3 229 998			
			HG KONG	69 735	229 191			
			CHINA T	944 846	2 132 235			
			JAPAN	2 714 117	7 567 733			
			AUSTRIAL	555 417	1 998 578			
			N ZEAL	222 549	335 574			
			EGYPT	1 468 985	2 605 407			
			KENYA	461 450	1 114 108			
			THAILND	483 823	1 569 543			
			MALAYSIA	135 207	509 294			
			REP SAF	3 348 232	4 825 205			
			OTH CTY	560 620	513 531			
			TOTAL	80 289 984	136 523 579			
			4863280 METHYLBROMIDE	LB				
			MEXICO	502 911	349 405			
			BRAZIL	961 083	793 577			
			ARGENT	116 024	101 711			
			U KING	916 120	156 298			
			METHLDS	1 761 751	747 227			
			BELGIUM					

Table 1. Schedule B Commodity by Country—Domestic Merchandise—Continued

(The "Explanation of Statistics" for information on coverage, valuation, security restrictions, sampling procedures, sources of error in the data, OTH CTY (other countries), and other definitions and features of the export statistics. The figure preceding Canada is the number in the sample for Canada. "SC" at the end of the alphabetic commodity description identifies "Special Category" commodities.)

Schedule B Commodity number, description, and unit of quantity			Schedule B Commodity number, description, and unit of quantity			Schedule B Commodity number, description, and unit of quantity		
Country of destination	Net quantity	Value (Dollars)	Country of destination	Net quantity	Value (Dollars)	Country of destination	Net quantity	Value (Dollars)
SCHEDULE 4. CHEMICALS AND RELATED PRODUCTS—Continued								
48680 CHLORINATED HYDROCARBON PREPARATIONS (INCL. BUT PREPARATIONS)			ISRAEL			* PANAMA		
CANADA	250 738	317 626	706 026	868 484	49 741	68 087		
MEXICO	670 266	252 784	S ARAB	53 126	110 238	JAMAICA	75 845	399 190
GUATMAL	694 501	543 610	INDIA	221 745	379 289	DOM REP	164 439	143 435
SALVADR	47 040	116 398	PAKISTH	8 008 940	4 861 932	LW WW I	45 321	287 165
HONDURA	366 538	243 942	SRI LKA	4 137 493	2 591 341	F W IND	31 827	136 254
C RICA	66 752	65 004	THAILND	539 630	1 011 193	COLOMB	280 590	747 189
JAMAICA	108 808	100 292	INDONESIA	28 471	85 201	VENEZ	97 657	325 137
CAYMAN	339 197	78 674	SINGAPR	39 406	69 975	ECUADOR	183 395	310 900
HAWI	371 366	212 699	INDONESIA	116 324	126 037	BOLIVA	23 675	84 841
DOM REP	681 894	325 685	PHIL R	442 914	914 416	CHILE	1 251 441	437 832
F W IND	224 947	72 217	CHINA T	113 381	232 983	BRAZIL	2 238 686	4 564 542
COLOMB	2 553 849	973 331	JAPAN	71 835	80 048	URUGUAY	106 207	227 272
VENEZ	224 845	202 890	AUSTRAL	59 392	93 368	ARGENT	235 569	467 396
GUAYANA	53 131	77 828	NEW GN	25 354	123 050	U KING	171 455	151 997
SURINAM	119 667	70 937	N ZEAL	34 630	146 544	NETHLDS	237 615	461 870
ECUADOR	329 594	222 785	SUDAN	2 648 387	2 656 621	BELGIUM	740 508	1 090 465
CHILE	185 094	140 048	NY CST	154 543	397 115	FRANCE	1 049 457	1 468 375
BRAZIL	651 034	1 247 999	ANGOLA	92 953	162 402	FR GERM	299 355	475 602
ARGENT	444 045	444 595	KENYA	182 160	364 258	AUSTRIA	57 264	333 620
U KING	110 251	127 221	REP SAF	1 279 338	1 295 600	SPAIN	72 500	88 792
NETHLDS	701 903	571 274	OTH CTY	555 004	750 880	ITALY	146 512	118 349
BELGIUM	154 584	497 348	TOTAL	33 585 842	38 798 001	GREECE	288 651	329 118
FRANCE	156 675	150 396	486890 INSECTICIDE PREPARATIONS, NSFP			ISRAEL	163 079	230 975
SWITZLD	21 889	68 300	CANADA	10 702 466	6 646 537	THAILND	423 904	472 798
ITALY	47 606	77 887	MEXICO	595 874	680 183	MALAYSIA	142 644	341 525
INDIA	2 204 000	1 060 000	GUATMAL	495 860	1 011 952	SINGAPR	135 081	338 670
ISRAEL	361 146	320 844	SALVADR	140 977	240 642	PHIL R	336 836	920 021
INDIA	1 520 228	667 902	C RICA	169 739	203 721	KOR REP	126 400	169 955
THAILND	769 416	290 562	DOM REP	1 469 790	233 212	CHINA T	654 012	1 843 393
CAMBOD	561 578	300 072	TRIND	83 538	84 489	JAPAN	3 729 226	14 653 659
MALAYSIA	442 820	226 829	F W IND	359 192	139 064	AUSTRAL	159 984	456 463
INDONESIA	7 414 683	2 878 449	COLOMB	176 518	631 122	N ZEAL	86 415	280 330
PHIL R	625 886	274 986	VENEZ	88 598	183 189	CAMROON	1 075 824	1 155 674
NG KWNG	1 817 083	974 268	ECUADOR	56 742	104 182	GHANA	47 840	73 321
CHINA T	82 587	208 427	CHILE	134 246	212 413	ETHIOP	220 460	410 880
JAPAN	1 015 225	811 581	BRAZIL	5 681 836	5 063 992	KENYA	1 519 128	2 550 013
AUSTAL	505 523	316 991	PARAGUA	71 963	87 624	TKZANA	192 461	351 100
KENYA	691 246	266 112	ARGENT	60 460	104 951	REP SAF	674 524	186 837
REP SAF	37 598	62 775	NETHLDS	221 594	93 785	OTH CTY	420 842	576 453
ZAMBIA	440 898	185 177	BELGIUM	2 834 015	2 498 609	TOTAL	24 119 467	44 428 182
OTH CTY	818 880	636 185	FRANCE	1 771 192	649 095	486280 HERBICIDE PREPARATIONS CONTAINING ACETIC ACID (2,4-D) OR ITS SALTS OR ESTERS		
TOTAL	28 486 061	16 682 838	FR GERM	205 034	469 887	CANADA	315 214	349 172
48690 METHYL PARATHION PREPARATIONS			SWITZLD	73 550	334 858	GUATMAL	92 750	115 076
CANADA	215 415	172 683	SPAIN	156 123	128 915	SALVADR	99 870	102 750
GUATMAL	103 259	124 729	ITALY	675 000	354 780	HONDURA	85 416	67 295
SALVADR	1 926 150	1 696 302	GREECE	536 982	308 044	C RICA	272 093	250 055
BOLIVA	9 670	72 206	IRAN	223 251	242 529	* PANAMA	135 441	159 932
FRANCE	114 345	166 351	ISRAEL	349 100	233 400	JAMAICA	62 203	72 036
INDIA	147 165	462 740	S ARAB	96 184	114 521	DOM REP	146 571	161 622
SUDAN	5 767 172	3 741 351	INDIA	184 892	257 227	COLOMB	44 050	61 466
OTH CTY	509 316	214 783	PAKISTH	32 809	100 941	VENEZ	181 873	677 000
TOTAL	8 782 482	6 651 146	THAILND	70 274	96 726	ARGENT	181 368	104 922
48690 ORGANOPHOSPHORUS-CONTAINING PREPARATIONS, NSFP			PHIL R	172 274	92 997	FR GERM	707 033	140 670
CANADA	1 800 720	1 364 160	CHINA T	59 515	185 384	REP SAF	169 655	94 090
MEXICO	1 462 006	2 615 312	JAPAN	442 773	1 001 095	OTH CTY	562 284	503 374
BELIZE	69 670	69 175	AUSTRAL	63 841	169 595	TOTAL	3 895 821	2 898 488
SALVADR	190 145	204 523	N ZEAL	90 823	218 122	486800 HERBICIDE PREPARATIONS CONTAINING METHANEARSONIC ACID OR ITS SALTS		
HONDURA	61 160	124 019	CAMROON	257 144	87 428	C RICA	105 332	61 070
HONDURG	613 956	1 218 398	NY CST	318 058	150 664	DOM REP	127 391	61 008
C RICA	651 739	1 665 270	GHANA	306 610	762 438	BRAZIL	1 162 395	553 440
PANAMA	235 931	310 149	KENYA	199 692	204 476	ARGENT	109 926	67 225
JAMAICA	34 394	99 071	REP SAF	114 582	515 550	NETHLDS	140 376	160 505
DOM REP	141 149	267 720	OTH CTY	692 007	878 295	SWITZLD	184 039	565 852
COLOMB	1 021 114	1 095 239	TOTAL	38 435 118	25 776 064	NIGERIA	225 188	137 385
VENEZ	186 190	483 551	486720 FUNGICIDE PREPARATIONS CONTAINING DITHIOCARBAMIC ACID OR ITS SALTS			MOZAMBO	147 596	77 821
ECUADOR	162 021	379 899	CANADA	717 578	798 014	OTH CTY	726 491	415 219
PERU	92 499	151 943	HONDURA	2 156 635	3 851 322	TOTAL	2 928 734	2 098 525
BOLIVA	116 408	255 083	C RICA	302 400	258 592	486890 HERBICIDE PREPARATIONS, NSFP		
CHILE	107 355	253 360	PANAMA	574 570	506 430	CANADA	79 878 988	46 709 615
BRAZIL	1 235 785	2 696 737	BRAZIL	42 918	61 766	MEXICO	695 862	1 438 214
ARGENT	138 336	339 113	NETHLDS	165 094	201 682	GUATMAL	1 187 041	1 897 455
U KING	810 974	1 314 216	THAILND	44 465	63 479	SALVADR	197 784	419 524
NETHLDS	349 245	893 332	PHIL R	108 584	105 267	HONDURA	333 809	743 270
BELGIUM	835 609	1 038 657	SINGAPR	782 721	686 076	HICARAG	298 663	361 931
FRANCE	300 587	1 178 085	CHINA T	354 654	339 698	C RICA	413 362	1 540 071
AUSTRIA	573 772	485 537	JAPAN	157 479	172 000	* PANAMA	595 120	628 143
SWITZLD	130 508	120 061	AUSTRAL	314 577	326 327	BAHAMAS	342 777	233 960
SPAIN	148 343	245 079	OTH CTY	479 634	472 066	JAMAICA	260 076	230 089
ITALY	261 031	669 413	TOTAL	6 281 388	7 842 719	DOM REP	718 796	806 946
GREECE	244 508	860 285	486790 FUNGICIDE PREPARATIONS, NSFP			BARBADO	93 245	162 134
TURKEY	112 905	103 316	CANADA	3 530 234	3 206 176	TRIND	100 331	224 352
	1 789 338	734 566	MEXICO	555 516	657 906	F W IND	63 264	93 877
			GUATMAL	164 552	515 242	COLOMB	1 355 498	1 873 428
			HONDURA	1 342 533	1 504 333	VENEZ	350 342	876 388
			C RICA	570 252	806 270			

Table 1. Schedule B Commodity by Country—Domestic Merchandise—Continued


(See "Explanation of Statistics" for information on coverage, valuation, security restrictions, sampling procedures, sources of error in the data, OTH CTY (other countries), and other definitions and features of the export statistics. The figure preceding Canada is the number in the sample for Canada. "SC" at the end of the alphabetic commodity description identifies "Special Category" commodities)

Schedule B Commodity number, description, and unit of quantity			Schedule B Commodity number, description, and unit of quantity			Schedule B Commodity number, description, and unit of quantity		
Country of destination	Net quantity	Value (Dollars)	Country of destination	Net quantity	Value (Dollars)	Country of destination	Net quantity	Value (Dollars)
SCHEDULE 4. CHEMICALS AND RELATED PRODUCTS—Continued								
ECUADOR	640 174	656 250	4870500 CYCLIC ORGANIC CHEMICAL COMPOUNDS, PHOTOGRAPHIC	LB		4871510 ADIPIC ACID ESTERS OF MONOHYDRIC ALCOHOLS	LB	
PERU	83 470	236 668	3 CANADA	1 347 296	6 352 208	U KING	243 865	191 939
BOLIVIA	236 935	337 263	MEXICO	107 283	1 225 984	NETHLS	386 064	395 508
CHILE	112 761	249 498	DOM REP	110 855	148 149	JAPAN	1 177 146	1 101 749
BRAZIL	17 540 909	31 228 665	TRINID	77 559	80 748	AUSTRAL	202 073	118 946
URUGUAY	45 705	172 152	VENEZ	32 142	67 826	OTH CTY	231 324	221 866
ARGENT	1 596 736	3 321 983	CHILE	71 325	76 051	TOTAL	2 240 472	2 030 000
U KING	605 770	1 211 409	BRAZIL	268 288	2 804 541	4871530 COMPLEX LINEAR POLYESTERS OF DIBASIC ACIDS AND POLYHYDRIC ALCOHOLS	LB	
NETHLS	1 786 377	4 741 194	SWEDEN	11 780	249 114	CANADA	535 994	414 975
BELGIUM	16 096 467	59 246 479	DENMARK	4 459	134 299	COLOMB	175 967	144 967
FRANCE	2 403 203	2 932 450	U KING	641 883	7 950 930	NORWAY	108 000	94 964
FR GERM	756 367	3 196 538	NETHLS	515 589	3 261 328	U KING	359 806	282 513
SWITZLD	1 209 709	1 151 242	BELGIUM	1 452 703	3 724 078	BELGIUM	133 618	100 949
SPAIN	121 117	275 996	FRANCE	275 316	3 184 869	FRANCE	96 417	86 234
ITALY	234 980	479 726	FR GERM	305 935	2 114 847	FR GERM	152 790	119 022
GREECE	677 037	673 371	AUSTRIA	7 903	167 533	SPAIN	170 950	127 075
BULGAR	55 804	165 273	SWITZLD	103 524	1 706 806	ITALY	127 150	130 014
SYRIA	42 432	110 882	SPAIN	44 196	121 598	INDIA	131 850	103 305
LEBANON	13 650	98 785	ITALY	22 970	663 076	KOR REP	143 375	128 220
ISRAEL	90 840	238 659	IRAN	48 021	176 153	CHINA T	162 941	106 660
SRI LKA	64 060	77 518	S ARAB	22 689	79 759	JAPAN	94 280	160 934
THAILND	878 597	2 588 687	SINGAPR	160 991	187 260	AUSTRAL	86 294	117 143
MALAYSIA	815 700	4 065 228	HG KONG	165 704	335 483	OTH CTY	341 958	321 274
SINGAPR	41 460	71 532	JAPAN	413 411	891 809	TOTAL	2 821 390	2 438 249
PHIL R	628 111	830 594	AUSTRAL	590 526	5 403 820	4871550 EPOXIDIZED ESTERS	LB	
CHINA M	867 181	1 197 219	N ZEAL	87 846	101 423	CANADA	1 595 528	694 323
KOR REP	1 804 687	2 187 876	REP SAF	84 544	111 319	VENEZ	119 723	74 652
HG KONG	758 431	2 284 154	OTH CTY	586 742	727 547	BELGIUM	349 269	136 564
CHINA T	231 685	802 969	TOTAL	7 561 480	42 048 558	JAPAN	94 050	67 716
JAPAN	2 322 088	6 616 458	4871600 PHOTOGRAPHIC CHEMICALS AND PREPARATIONS, NSPF	LB		OTH CTY	394 634	274 420
AUSTRAL	3 106 096	7 954 167	13 CANADA	16 954 596	14 513 796	TOTAL	2 553 294	1 247 675
N ZEAL	411 613	1 543 511	MEXICO	448 650	618 414	4871570 PHOSPHORIC ACID ESTERS	LB	
ALGERIA	94 757	131 121	SALVADR	102 399	64 668	CANADA	270 120	252 530
EGYPT	406 632	487 826	C RICA	115 818	105 498	NETHLS	128 800	113 344
CAMROON	852 358	786 559	PANAMA	1 124 630	811 503	BELGIUM	138 186	128 936
REP SAF	1 213 096	2 107 988	JAMAICA	58 555	78 213	JAPAN	79 977	69 902
OTH CTY	349 211	512 644	DOM REP	95 986	82 820	AUSTRAL	79 090	67 704
TOTAL	146 081 164	203 209 731	COLOMB	758 137	557 606	OTH CTY	129 073	148 668
4869500 PESTICIDE PREPARATIONS, NSPF INCL FUMIGANTS, PLANT GROWTH REGULATORS, ETC	LB		VENEZ	2 184 474	1 547 632	TOTAL	825 246	781 084
1 CANADA	8 110 034	12 942 398	PERU	435 433	274 771	4871590 ACYCLIC PLASTICIZERS, NSPF	LB	
MEXICO	2 789 498	3 180 980	CHILE	479 502	364 624	CANADA	7 143 685	4 008 359
GUATMAL	2 563 504	2 050 173	BRAZIL	1 368 537	1 359 289	MEXICO	2 222 413	1 097 435
BELIZE	96 652	890 852	ARGENT	989 035	714 375	BAHAMAS	289 080	79 200
HONDURA	2 256 801	1 540 593	SWEDEN	2 325 241	1 526 662	DOM REP	306 052	389 565
NICARAG	762 647	991 044	NORWAY	1 184 251	805 399	COLOMB	185 137	140 464
C RICA	2 058 590	1 780 647	FINLAND	774 678	560 473	VENEZ	284 394	143 679
JAMAICA	128 870	109 486	DENMARK	1 281 626	853 708	PERU	330 853	225 740
DOM REP	86 373	136 957	U KING	4 389 252	5 209 038	CHILE	139 385	88 192
BARBADO	81 069	82 982	NETHLS	2 355 868	1 636 953	BRAZIL	478 834	406 046
TRINID	52 245	65 287	BELGIUM	1 644 514	1 305 275	ARGENT	169 813	96 301
COLOMB	857 506	2 628 301	FRANCE	2 277 768	3 903 275	SWEDEN	119 718	72 540
VENEZ	919 192	732 542	FR GERM	6 246 265	5 607 695	U KING	1 704 962	697 381
GUYANA	68 687	135 845	AUSTRIA	1 233 357	981 416	NETHLS	16 832 868	6 206 652
ECUADOR	1 108 896	536 173	SWITZLD	2 367 487	1 624 485	BELGIUM	935 043	1 117 689
PERU	110 251	498 911	SPAIN	3 625 021	2 411 178	FRANCE	209 348	147 502
BOLIVIA	14 859	94 982	PORTUGL	101 519	71 193	FR GERM	167 314	132 165
CHILE	164 150	154 030	ITALY	4 331 186	3 194 105	SWITZLD	507 415	265 065
BRAZIL	6 629 095	11 222 794	YUGOSLV	6 449	139 036	USSR	132 000	168 960
URUGUAY	83 423	93 407	GREECE	667 095	486 910	SPAIN	390 895	195 573
ARGENT	3 163 099	4 540 844	TURKEY	70 795	114 938	ITALY	151 035	132 693
U KING	110 089	943 167	LEBANON	119 338	87 481	INDIA	118 474	105 156
NETHLS	650 904	382 534	IRAN	561 622	483 099	THAILND	116 931	70 981
BELGIUM	1 153 556	4 791 642	ISRAEL	276 357	268 547	SINGAPR	346 033	209 420
FRANCE	198 687	874 662	JORDAN	65 537	69 787	PHIL R	467 950	313 971
FR GERM	32 595	97 246	KUWAIT	87 986	91 854	KOR REP	187 189	325 108
AUSTRIA	124 018	529 601	S ARAB	495 142	445 904	HG KONG	2 567 985	319 005
SWITZLD	11 703	73 147	ARAB EM	1 228 431	1 081 655	CHINA T	447 112	300 088
SPAIN	149 333	491 796	PAKISTN	101 778	97 616	JAPAN	1 800 282	1 020 835
ITALY	91 372	284 837	THAILND	150 973	131 843	AUSTRAL	1 012 689	613 302
LEBANON	66 138	99 208	MALAYSIA	116 934	79 249	CHNY I	425 250	240 017
ISRAEL	231 822	443 509	SINGAPR	911 522	576 722	REP SAF	753 325	506 603
S ARAB	60 880	130 710	INDNSIA	398 532	404 098	OTH CTY	755 457	507 922
THAILND	689 692	3 336 790	PHIL R	519 586	420 495	TOTAL	41 698 921	20 343 609
MALAYSIA	229 537	1 209 949	KOR REP	287 516	248 629	4872020 DIISODECYL PHTHALATE	LB	
SINGAPR	32 691	90 368	HG KONG	907 662	673 087	CANADA	228 349	65 147
INDNSIA	104 379	381 424	CHINA T	236 192	215 909	HONDURA	397 674	65 440
PHIL R	197 140	435 839	JAPAN	11 973 613	9 228 708	OTH CTY	126 602	70 712
CHINA T	326 366	1 787 449	AUSTRAL	1 486 950	1 753 312	TOTAL	752 625	201 299
JAPAN	1 484 984	10 561 676	N ZEAL	333 401	223 516	4872050 DIOCTYL PHTHALATES	LB	
AUSTRAL	342 211	993 983	LIBYA	94 868	103 098	NETHLS	1 307 395	307 105
N ZEAL	46 377	122 444	EGYPT	122 954	117 885	OTH CTY	256 336	103 306
EGYPT	390 621	664 637	CHNY I	287 691	202 544	TOTAL	1 563 731	412 411
REP SAF	488 503	607 126	KENYA	159 352	159 602			
OTH CTY	646 490	603 971	REP SAF	1 299 963	660 997			
TOTAL	39 965 529	74 946 943	OTH CTY	671 493	582 969			
			TOTAL	82 883 517	69 889 554			

FT446 / Annual 1979

Issued July 1980

U.S. EXPORTS



Schedule B Commodity by Country



U.S. Department of Commerce

Philip M. Klutznick, Secretary

Luther H. Hodges, Jr.,
Deputy Secretary

Courtenay M. Slater,
Chief Economist

BUREAU OF THE CENSUS

Original from **Vincent P. Barabba**,
Director

UNIVERSITY OF CALIFORNIA



BUREAU OF THE CENSUS
Vincent P. Barabba, Director
Daniel B. Levine, Deputy Director
Shirley Kallek, Associate Director for
Economic Fields

FOREIGN TRADE DIVISION
Emanuel A. Lipscomb, Chief

SUGGESTED BRIEF CITATION

**U.S. Bureau of the Census, *U.S. Exports/Schedule B Commodity*
by Country, Report FT 446, Annual 1979
U.S. Government Printing Office, Washington, D.C. 1980**

For sale by the Superintendent of Documents, U.S. Government Printing Office, Washington, D.C. 20402. Postage stamps not acceptable; currency submitted at sender's risk. Remittances from foreign countries must be by international money order or by draft on a U.S. bank.

Table 1. Schedule B Commodity by Country—Domestic Merchandise—Continued

(See "Explanation of Statistics" for information on coverage, valuation, security restrictions, sampling procedures, sources of error in the data, OTH CTY (other countries), and other definitions and features of the export statistics. The figure preceding Canada is the number in the sample for Canada. "SC" at the end of the alphabetic commodity description identifies "Special Category" commodities)

Schedule B Commodity number, description, and unit of quantity			Schedule B Commodity number, description, and unit of quantity			Schedule B Commodity number, description, and unit of quantity		
Country of destination	Net quantity	Value (Dollars)	Country of destination	Net quantity	Value (Dollars)	Country of destination	Net quantity	Value (Dollars)
SCHEDULE 4. CHEMICALS AND RELATED PRODUCTS—Continued								
MEXICO	553 540	1 200 181	SWITZLD	378 267	899 306	4861900 HERBICIDES, UNMIXED, INCL PLANT GROWTH REGULATORS, NSPF		LB
VENEZ	22 015	80 464	POLAND	232 700	327 209	6 CANADA	6 712 472	8 609 052
SWEDEN	4 163	101 562	SPAIN	308 459	1 060 957	MEXICO	195 390	462 583
BELGIUM	25 661	133 982	PORTUGL	209 443	384 347	GUATMAL	154 569	159 334
FR GERM	21 006	149 336	ITALY	1 781 858	3 482 178	HONDURA	53 386	75 527
SPAIN	49 100	163 986	GREECE	66 250	92 869	NICARAG	925 236	1 840 241
PORTUGL	20 016	74 060	ISRAEL	90 759	231 540	C RICA	274 402	648 617
ITALY	455 300	969 724	INDIA	135 669	273 994	* PANAMA	393 641	387 499
GREECE	50 600	151 800	THAILND	59 518	104 343	BERMUDA	283 711	424 227
AUSTRAL	93 855	341 209	INDNSIA	41 547	83 170	DOM REP	1 577 706	1 239 425
N ZEAL	35 780	160 058	PHIL R	109 888	170 897	COLOMB	448 220	1 299 590
NIGERIA	387 814	619 501	CHINA M	1 129 996	1 415 073	VENEZ	1 977 244	3 580 262
OTH CTY	50 829	121 734	KOR REP	694 161	1 677 331	EQUADOR	229 271	256 541
TOTAL	2 577 241	5 963 959	HG KONG	96 734	135 758	BOLIVIA	46 368	63 000
485400 EXPLOSIVE SUBSTANCES, NSPF		LB	CHINA T	127 221	427 443	BRAZIL	4 462 943	9 841 066
2 CANADA	3 943 858	1 959 805	JAPAN	1 435 557	5 211 905	PARAGUA	11 708	70 839
MEXICO	122 871	79 025	AUSTRAL	1 731 857	3 629 952	URUGUAY	114 305	154 201
GUATMAL	297 543	217 382	N ZEAL	326 447	548 446	ARGENT	583 071	1 586 376
SALVADR	490 655	95 623	ETHIOP	66 660	185 119	U KING	1 605 428	3 537 720
DOM REP	226 267	85 976	KENYA	330 276	721 294	NETHLDS	3 654 953	7 454 352
N ANTIL	297 819	90 188	TZANIA	198 416	411 300	BELGIUM	6 949 121	13 323 885
VENEZ	7 261	84 335	REP SAF	302 315	756 896	FRANCE	691 514	3 486 105
SURINAM	355 906	110 513	OTH CTY	405 589	664 104	FR GERM	5 029 912	6 964 445
BOLIVIA	220 000	82 300	TOTAL	24 870 876	59 650 396	AUSTRIA	507 257	3 392 622
ARGENT	8 945	104 241	4861200 HERBICIDES, ACETIC ACID (2,4-D) AND ITS SALTS AND ESTERS		LB	SWITZLD	23 562 172	29 445 335
DENMARK	140 001	110 676	CANADA	3 394 489	2 680 881	SPAIN	67 186	135 414
FR GERM	7 473	66 458	SALVADR	103 224	67 788	PORTUGL	26 226	60 629
AUSTRIA	9 317	102 328	HONDURA	144 390	79 654	ITALY	964 342	2 921 691
SWITZLD	2 214	72 198	C RICA	172 275	99 738	GREECE	882 490	1 645 648
MALTA	140 000	108 000	COLOMB	3 455 064	2 802 165	LEBANON	16 221	74 454
ISRAEL	1 691 998	2 825 361	VENEZ	1 181 248	864 802	ISRAEL	53 684	126 857
SINGAPR	714 500	764 191	EQUADOR	115 193	83 096	INDIA	123 850	249 002
KOR REP	410 350	147 207	BRAZIL	1 102 300	793 656	MALAYSIA	120 079	192 352
HG KONG	138 375	90 602	U KING	40 000	102 000	SINGAPR	328 270	605 607
N ZEAL	25 744	231 940	MALAYSIA	1 615 152	1 167 439	KOR REP	75 805	237 100
NIGERIA	95 215	76 993	SINGAPR	139 726	94 192	CHINA T	45 697	460 743
OTH CTY	635 126	563 697	N ZEAL	40 200	68 000	JAPAN	314 635	1 084 947
TOTAL	9 981 438	8 069 039	OTH CTY	475 570	258 765	AUSTRAL	959 635	2 670 532
486200 DITHIOCARBAMIC ACID AND SALTS		LB	TOTAL	11 978 831	9 162 176	N ZEAL	140 643	663 641
2 CANADA	1 881 470	1 837 584	4861400 PLANT GROWTH REGULATORS		LB	TZANIA	50 000	117 000
HONDURA	226 625	191 000	5 CANADA	4 184 672	6 618 608	REP SAF	447 518	882 337
C RICA	285 904	222 766	MEXICO	127 304	937 592	ZAMBIA	59 139	88 840
JAMAICA	48 335	60 460	GUATMAL	180 984	246 684	MALAWI	80 196	160 720
DOM REP	414 375	382 009	HONDURA	27 495	101 669	OTH CTY	302 112	504 545
FRANCE	125 400	93 862	C RICA	609 106	813 190	TOTAL	65 501 728	111 184 903
ITALY	770 000	440 440	* PANAMA	155 410	240 607	4862100 ALDRIN-TOXAPHENE GROUP OF INSECTICIDES		LB
MALAYSIA	158 688	177 362	COLOMB	707 407	5 113 406	CANADA	405 100	421 876
SINGAPR	189 222	189 202	VENEZ	563 829	4 923 795	MEXICO	1 139 252	1 637 329
INDNSIA	2 153 350	1 200 966	EQUADOR	218 551	359 372	GUATMAL	274 300	461 243
PHIL R	317 500	309 826	PERU	100 704	132 486	SALVADR	82 557	241 912
CHINA T	599 915	488 066	CHILE	71 297	128 438	C RICA	200 435	289 588
N ZEAL	95 880	83 309	BRAZIL	1 273 002	6 489 552	COLOMB	63 070	92 871
OTH CTY	481 655	367 213	ARGENT	221 924	1 268 428	VENEZ	270 370	543 842
TOTAL	7 748 319	6 044 065	SWEDEN	134 642	546 002	EQUADOR	65 552	69 615
486400 PENTACHLOROPHENOL		LB	U KING	346 881	2 797 177	PERU	81 121	107 053
CANADA	1 953 958	846 147	IRELAND	37 975	283 400	BRAZIL	2 322 316	4 326 461
OTH CTY	148 421	103 368	NETHLDS	403 718	1 765 732	ARGENT	1 027 905	1 804 257
TOTAL	2 102 379	949 515	BELGIUM	27 430	237 825	FINLAND	181 700	269 712
486900 FUNGICIDES, UNMIXED, NSPF		LB	FRANCE	425 457	2 008 506	NETHLDS	990 000	1 538 728
5 CANADA	1 743 494	3 800 264	FR GERM	266 698	1 311 895	FRANCE	73 608	62 910
MEXICO	623 996	1 489 776	AUSTRIA	35 358	136 164	SWITZLD	110 200	352 300
GUATMAL	327 727	459 152	SWITZLD	15 974	133 507	SPAIN	204 560	359 422
SALVADR	59 216	364 263	YUGOSLV	12 566	128 250	GREECE	518 200	802 517
C RICA	550 392	1 197 712	GREECE	52 049	105 110	ISRAEL	46 213	72 820
JAMAICA	53 674	70 752	INDIA	4 325	115 855	INDIA	161 523	192 816
DOM REP	118 249	293 321	THAILND	24 234	96 854	THAILND	275 650	730 875
BARBADO	137 118	140 896	MALAYSIA	130 110	1 251 119	PHIL R	271 258	429 048
TRIND	45 649	73 928	SINGAPR	1 415 635	2 363 971	KOR REP	316 850	262 492
COLOMB	193 504	695 258	INDNSIA	93 930	441 256	CHINA T	79 302	79 751
VENEZ	169 673	389 287	PHIL R	5 474	64 227	JAPAN	2 576 214	3 103 492
PERU	24 456	99 649	HG KONG	2 043 260	3 066 645	AUSTRAL	883 600	894 669
CHILE	43 594	86 381	JAPAN	1 777 991	3 465 757	N ZEAL	63 960	88 313
BRAZIL	1 756 614	3 958 826	AUSTRAL	219 442	4 196 879	MOROC	505 175	881 615
ARGENT	260 343	973 104	N ZEAL	202 136	2 319 461	EGYPT	229 493	732 435
SWEDEN	60 992	227 166	REP SAF	148 659	821 497	IVY CST	174 500	526 198
FINLAND	68 900	100 868	OTH CTY	82 266	235 912	KENYA	52 339	267 949
DENMARK	40 361	114 903	TOTAL	16 347 895	55 266 828	REP SAF	63 223	69 763
U KING	1 216 958	2 663 916	4861600 METHANEARSONIC ACID AND ITS SALTS		LB	OTH CTY	322 505	443 445
IRELAND	71 195	637 047	COLOMB	81 627	145 509	4862505 POLYCHLORINATED INSECTICIDES, UNMIXED NSPF		LB
NETHLDS	856 016	2 080 753	VENEZ	507 104	292 327	INCL DICHLOROPHENYL TRICHLOROETHANE DDT		LB
BELGIUM	2 470 047	7 588 355	ARGENT	290 838	206 785	3 CANADA	3 216 386	1 759 657
FRANCE	3 128 217	7 548 106	OTH CTY	291 053	281 516	MEXICO	685 452	1 501 641
FR GERM	373 749	1 398 353	ITALY	1 170 622	926 137	GUATMAL	2 539 987	1 189 015
GERM DR	196 750	236 329				SALVADR	380 254	280 493
AUSTRIA	70 405	56 100						

Table 1. Schedule B Commodity by Country—Domestic Merchandise—Continued

(See "Explanation of Statistics" for information on coverage, valuation, security restrictions, sampling procedures, sources of error in the data, OTH CTY (other countries), and other definitions and features of the export statistics. The figure preceding Canada is the number in the sample for Canada. "SC" at the end of the alphabetic commodity description identifies "Special Category" commodities.)

Schedule B Commodity number, description, and unit of quantity			Schedule B Commodity number, description, and unit of quantity			Schedule B Commodity number, description, and unit of quantity		
Country of destination	Net quantity	Value (Dollars)	Country of destination	Net quantity	Value (Dollars)	Country of destination	Net quantity	Value (Dollars)
SCHEDULE 4. CHEMICALS AND RELATED PRODUCTS—Continued								
HONDURA	172 662	172 328	ISRAEL	1 208 618	2 292 700	OTH CTY	308 067	445 42
JAMAICA	15 042	68 861	JORDAN	36 431	173 615	TOTAL	60 740 707	175 286 82
DOM REP	15 682	65 995	S ARAB	53 233	138 636	4863200 METHYLBROMIDE		
COLOMB	165 314	112 399	INDIA	474 838	1 207 084	MEXICO	532 347	375 57
VENEZ	975 620	473 686	PAKISTN	2 587 701	1 753 234	HONDURA	102 603	74 07
ECUADOR	461 804	225 364	SRI LKA	2 008 023	1 064 302	CHILE	76 976	84 92
PERU	463 200	273 115	THAILND	1 004 418	919 737	BRAZIL	2 452 362	2 253 44
BOLVIA	262 649	141 496	MALAYSIA	126 380	271 544	ARGENT	402 240	321 78
BRAZIL	127 308	256 145	SINGAPR	665 670	2 205 794	NETHLD	2 373 429	1 089 65
ARGENT	141 487	315 940	INDNSIA	399 310	1 217 961	SPAIN	194 819	160 67
U KING	455 734	203 218	BRUNEI	258 798	218 246	GREECE	1 150 848	818 45
NETHLD	169 326	598 611	PHIL R	1 172 707	942 252	THAILND	202 010	260 20
BELGIUM	456 351	651 660	CHINA M	6 937 150	6 298 034	KOR REP	137 775	113 46
FRANCE	306 002	170 719	KOR REP	754 003	2 914 343	JAPAN	1 150 580	638 82
SWITZLD	1 873 698	4 422 964	HG KONG	977 206	2 271 668	AUSTRAL	235 467	136 41
ITALY	135 681	198 729	CHINA T	929 663	1 442 085	REP SAF	1 181 834	736 29
CYPRUS	68 120	87 239	JAPAN	4 126 553	12 189 032	OTH CTY	738 706	529 49
LEBANON	114 979	230 111	AUSTRAL	1 613 744	3 727 083	TOTAL	10 931 996	7 585 94
IRAQ	9 076	107 814	N ZEAL	397 582	624 199	4863400 FUMIGANTS, UNMIXED, NSPF		
ISRAEL	1 954 958	770 731	TUNISIA	34 222	60 642	CANADA	2 471 829	1 436 79
INDIA	4 039 149	2 104 555	EGYPT	264 566	207 354	MEXICO	312 757	266 28
THAILND	874 870	571 661	SUDAN	403 528	866 432	NICARAG	383 630	323 67
MALAYSIA	893 847	463 868	IVY CST	109 296	247 312	C RICA	70 384	154 81
INDNSIA	67 805	1 017 437	REP SAF	628 525	1 236 905	VENEZ	120 536	62 93
PHIL R	21 765	65 806	OTH CTY	401 603	558 819	ECUADOR	416 522	280 20
HG KONG	32 500	124 706	TOTAL	60 237 478	112 680 202	BRAZIL	204 829	279 57
JAPAN	616 876	434 110	4862900 INSECTICIDES, UNMIXED, NSPF		LB	NETHLD	669 962	282 69
AUSTRAL	2 504 242	1 581 183	1 CANADA	494 609	1 233 381	GREECE	311 040	210 20
EGYPT	132 250	66 125	MEXICO	1 891 383	11 068 047	PHIL R	1 243 353	912 25
SUDAN	1 205 900	484 745	GUATMAL	615 925	5 227 485	MOZAMBO	114 048	84 28
REP SAF	1 235 353	645 841	SALVADR	32 332	736 926	REP SAF	1 039 097	462 20
OTH CTY	593 070	473 434	HONDURA	50 598	175 112	OTH CTY	617 423	566 76
TOTAL	27 384 399	22 311 402	C RICA	152 311	516 459	TOTAL	7 975 410	5 422 83
4862600 METHYL PARATHION		LB	BAHAMAS	293 493	340 129	4863900 PESTICIDES NSPF INCL RODENTICIDES AND INSECT		
GUATMAL	3 119 640	3 102 959	DOM REP	188 390	498 347	ATTRACTANTS AND REPELLENTS		
SALVADR	1 142 350	1 164 858	COLOMB	1 074 787	3 652 014	7 CANADA	447 768	635 28
HONDURA	187 000	179 352	VENEZ	492 540	2 246 824	COLOMB	32 185	107 63
NICARAG	935 000	882 640	ECUADOR	1 262 624	1 083 094	VENEZ	151 874	384 88
JAMAICA	48 000	63 488	PERU	216 282	680 726	BRAZIL	112 388	243 07
VENEZ	110 000	110 000	CHILE	96 361	360 827	ARGENT	41 821	116 28
ECUADOR	99 161	87 571	BRAZIL	6 307 852	22 826 305	U KING	15 654	60 88
BOLVIA	170 324	152 390	PARAGUA	47 230	94 598	NETHLD	166 255	192 28
CHILE	127 262	144 088	URUGUAY	158 279	405 469	FR GERM	29 250	154 08
BRAZIL	396 564	429 525	ARGENT	1 070 390	3 924 989	SWITZLD	416 044	542 85
TURKEY	220 000	200 200	FINLAND	35 274	71 680	ITALY	52 365	83 29
ISRAEL	393 800	471 394	DENMARK	136 007	288 450	ISRAEL	436 831	917 20
INDIA	457 890	452 594	U KING	2 166 601	18 345 467	S ARAB	115 782	112 28
THAILND	1 686 201	1 157 727	NETHLD	1 475 329	5 391 522	ARAB EM	48 793	90 28
PHIL R	323 400	337 626	BELGIUM	7 327 078	13 885 026	THAILND	25 695	136 28
CHINA M	1 696 300	1 525 450	FRANCE	1 304 556	3 079 224	PHIL R	76 834	97 60
CHINA T	485 880	565 442	FR GERM	5 887 396	11 286 178	CHINA T	134 066	252 86
OTH CTY	369 998	286 988	CZECHO	57 214	275 653	AUSTRAL	25 037	67 28
TOTAL	11 968 770	11 314 292	SWITZLD	381 438	1 389 058	IVY CST	18 000	62 28
4862800 ORGANOPHOSPHORUS INSECTICIDES, UNMIXED, NSPF		LB	SPAIN	624 879	2 089 198	OTH CTY	449 728	771 07
4 CANADA	2 100 171	2 234 305	ITALY	66 992	565 541	TOTAL	2 796 370	5 294 80
MEXICO	2 479 751	7 011 543	YUGOSLV	330 690	1 590 000	4865500 PESTICIDES, REPELLENTS, FUMIGANTS &		
GUATMAL	1 116 359	2 125 442	GREECE	148 987	432 020	RODENTICIDES, HOUSEHOLD & INDUSTRIAL		
SALVADR	163 470	462 678	TURKEY	967 819	1 653 294	28 CANADA	5 538 839	2 328 83
HONDURA	300 656	467 549	LEBANON	100 392	161 953	MEXICO	136 423	255 80
NICARAG	150 821	357 575	IRAN	79 978	116 135	HONDURA	57 423	86 28
C RICA	1 611 303	3 075 698	ISRAEL	80 658	336 478	PANAMA	61 835	64 88
PANAMA	70 512	96 473	JORDAN	18 898	88 456	BAHAMAS	84 634	95 28
DOM REP	458 687	559 454	ARAB EM	20 060	95 230	TRINID	52 288	225 28
LW WW I	61 187	69 402	OMAN	52 910	87 790	N ANTLB	72 064	103 68
COLOMB	700 430	1 407 071	INDIA	2 737 566	6 231 399	COLOMB	51 899	108 28
VENEZ	869 014	1 914 951	PAKISTN	87 027	154 031	VENEZ	116 389	222 40
ECUADOR	399 056	526 553	BURMA	330 690	476 133	SURINAM	147 394	123 68
PERU	120 542	217 500	THAILND	1 339 025	3 753 638	ECUADOR	109 131	155 28
CHILE	51 635	140 407	MALAYSIA	108 019	422 323	PARAGUA	77 878	63 88
BRAZIL	2 008 066	4 840 522	SINGAPR	19 068	193 051	SWEDEN	36 134	108 28
PARAGUA	36 570	62 031	INDNSIA	3 035 782	6 261 477	NORWAY	43 814	99 28
URUGUAY	128 031	188 611	PHIL R	2 535 481	2 519 190	U KING	509 442	3 242 88
ARGENT	3 457 726	4 641 418	CHINA M	3 131 728	3 616 307	NETHLD	28 018	149 28
DENMARK	1 318 500	6 117 210	KOR REP	1 352 334	5 923 188	BELGIUM	22 580	81 28
U KING	585 634	1 605 938	HG KONG	114 122	692 340	FRANCE	92 157	215 68
NETHLD	2 327 060	4 888 458	CHINA T	1 201 701	3 337 358	FR GERM	14 062	66 28
FRANCE	500 208	2 084 438	JAPAN	3 525 750	12 900 601	SWITZLD	256 081	2 104 28
FR GERM	464 934	643 070	AUSTRAL	920 063	4 113 411	SPAIN	117 180	238 28
HUNGARY	835 718	1 102 945	N ZEAL	208 370	585 709	PORTUGL	6 710	85 28
SWITZLD	5 806 952	14 023 853	EGYPT	638 626	866 750	ITALY	270 703	243 48
SPAIN	731 732	1 325 211	GUINEA	75 860	509 833	IRAQ	102 600	220 28
ITALY	753 761	1 717 231	ANGOLA	43 651	78 711	ISRAEL	159 410	21 28
YUGOSLV	817 113	1 307 007	ETHIOP	74 956	123 345	S ARAB	27 495	71 28
GREECE	299 295	724 353	KENYA	766 316	1 876 024	MALAYSIA	147 485	140 28
TURKEY	587 556	852 128	TZANIA	54 334	119 582	SINGAPR	159 697	201 28
LEBANON	163 556	140 164	REP SAF	2 342 779	3 809 194			
IRAQ	1 187 521	7 000 000	ZAMBIA	80 850	157 965			

Table 1. Schedule B Commodity by Country—Domestic Merchandise—Continued

(See "Explanation of Statistics" for information on coverage, valuation, security restrictions, sampling procedures, sources of error in the data, OTH CTY (other countries), and other definitions and features of the export statistics. The figure preceding Canada is the number in the sample for Canada. "SC" at the end of the alphabetic commodity description identifies "Special Category" commodities.)


Schedule B Commodity number, description, and unit of quantity			Schedule B Commodity number, description, and unit of quantity			Schedule B Commodity number, description, and unit of quantity		
Country of destination	Net quantity	Value (Dollars)	Country of destination	Net quantity	Value (Dollars)	Country of destination	Net quantity	Value (Dollars)
SCHEDULE 4. CHEMICALS AND RELATED PRODUCTS—Continued								
PHIL R	82 970	72 249	GREECE	176 146	236 030	CHINA T	145 212	374 862
HG KONG	522 915	452 496	TURKEY	267 300	302 750	JAPAN	483 599	611 882
CHINA T	111 041	183 688	IRAQ	1 004 550	592 145	AUSTRAL	50 163	335 817
JAPAN	565 041	839 674	IRAN	137 925	139 340	OTH CTY	292 601	386 413
AUSTRAL	189 903	934 151	ISRAEL	1 212 034	1 126 376	TOTAL	7 802 154	10 866 696
N ZEAL	93 728	155 865	INDIA	63 806	112 190	4867900 FUNGICIDE PREPARATIONS, NSPF LB		
NIGERIA	63 531	62 599	PAKISTH	4 273 314	2 843 952	8 CANADA	5 581 866	4 354 857
REP SAF	28 179	136 174	SRI LKA	3 608 175	2 123 515	MEXICO	410 598	753 658
OTH CTY	668 325	974 769	THAILND	791 243	1 445 557	GUATMAL	598 110	1 179 421
TOTAL	10 825 398	15 822 182	MALAYSA	64 666	137 324	SALVADR	10 436	92 681
4862800 CHLORINATED HYDROCARBON PREPARATIONS (INCL DOT PREPARATIONS) LB			INDNSIA	204 685	457 940	HONDURA	2 637 786	3 193 820
1 CANADA	488 603	340 111	PHIL R	546 724	1 281 241	NICARAG	76 273	148 529
MEXICO	672 300	265 437	KOR REP	236 046	370 974	C RICA	506 491	986 692
GUATMAL	538 238	286 934	CHINA T	101 872	379 856	PANAMA	90 629	79 579
SALVADR	723 280	347 516	AUSTRAL	310 242	406 779	BAHAMAS	30 653	68 696
HONDURA	503 347	692 876	NEW GUI	41 006	217 209	JAMAICA	32 531	80 574
JAMAICA	147 129	232 842	N ZEAL	55 935	210 508	DOM REP	160 600	203 495
DOM REP	481 065	179 024	SUDAN	926 207	621 209	LW WW I	15 845	114 487
EQUADOR	286 096	188 944	IVY CST	69 418	268 421	F W IND	24 270	140 977
CHILE	78 858	82 949	REP SAF	1 330 209	867 651	COLOMB	484 275	1 179 170
BRAZIL	293 360	260 170	MALAWI	12 035	69 729	VENEZ	35 639	129 173
URUGUAY	133 650	123 935	OTH CTY	600 561	832 552	EQUADOR	304 393	313 573
ARGENT	286 281	401 813	TOTAL	26 691 303	37 048 852	PERU	53 586	148 957
U KING	495 563	715 412	4866900 INSECTICIDE PREPARATIONS, NSPF LB			CHILE	461 662	684 724
BELGIUM	315 450	424 879	2 CANADA	9 795 856	7 375 983	BRAZIL	1 641 472	3 798 505
IRAN	302 365	152 396	MEXICO	1 339 424	2 399 700	URUGUAY	272 445	683 057
ISRAEL	475 827	355 467	GUATMAL	362 163	344 070	ARGENT	406 207	1 212 438
INDIA	119 048	224 000	HONDURA	68 704	103 022	U KING	253 818	389 043
PAKISTH	185 792	103 808	C RICA	69 525	116 613	NETHLD	63 535	524 874
NEPAL	1 089 204	716 331	BAHAMAS	30 594	60 010	BELGIUM	2 225 124	10 045 674
BURMA	736 967	340 679	JAMAICA	97 923	85 819	FRANCE	2 146 650	4 765 580
THAILND	1 741 925	1 084 094	HAITI	58 387	88 659	FR GERM	127 098	161 339
LAOS	220 448	125 655	DOM REP	808 805	178 703	ITALY	39 366	119 913
INDNSIA	4 989 434	2 295 004	F W IND	553 864	228 051	GREECE	231 712	329 015
HG KONG	1 102 300	621 413	COLOMB	179 908	252 871	ISRAEL	62 233	93 349
CHINA T	50 716	79 908	VENEZ	168 346	306 961	THAILND	696 542	628 114
JAPAN	1 057 300	858 165	EQUADOR	237 721	275 375	MALAYSA	98 801	257 765
AUSTRAL	237 231	91 836	PERU	230 100	257 494	SINGAPI	100 483	213 605
SUDAN	528 075	448 779	BOLIVIA	92 600	105 948	INDNSIA	21 968	72 656
NIGERIA	120 605	101 139	CHILE	93 160	185 251	PHIL R	290 609	771 462
TNZNIA	826 700	461 936	BRAZIL	5 581 737	7 204 269	CHINA M	8 818	92 589
REP SAF	123 414	378 374	PARAGUA	79 146	115 902	KOR REP	148 620	188 732
ZAMBIA	239 816	131 899	URUGUAY	94 490	566 623	CHINA T	866 123	2 012 051
OTH CTY	852 080	746 194	ARGENT	800 110	1 244 180	JAPAN	3 484 392	14 712 822
TOTAL	20 442 467	13 859 919	U KING	121 390	255 028	AUSTRAL	580 558	1 348 575
4866800 METHYL PARATHION PREPARATIONS LB			NETHLD	661 364	514 126	N ZEAL	114 078	376 343
CANADA	57 397	162 404	BELGIUM	829 495	1 292 286	EGYPT	95 105	442 682
MEXICO	344 006	106 773	FRANCE	3 286 088	3 442 864	NIGERIA	125 370	141 170
FRANCE	271 956	191 145	FR GERM	549 022	1 506 834	LIBERIA	47 474	94 669
IRAN	1 316 333	770 187	SWITZLD	782 128	1 222 281	ETHIOP	441 802	892 644
INDIA	92 400	95 134	SPAIN	78 375	79 500	KENYA	1 835 337	3 507 735
PHIL R	439 192	70 768	ITALY	901 837	678 350	TNZNIA	805 150	1 751 821
CHINA M	2 219 650	2 014 689	YUGOSLV	111 540	576 840	REP SAF	112 405	242 338
SUDAN	5 468 482	3 857 098	GREECE	206 510	149 695	OTH CTY	422 804	500 445
OTH CTY	511 199	235 640	TURKEY	932 534	1 315 739	TOTAL	29 282 742	64 224 068
TOTAL	10 720 615	7 503 838	LEBANON	151 498	257 497	4868200 HERBICIDE PREPARATIONS CONTAINING ACETIC ACID (2,4-D) OR ITS SALTS OR ESTERS LB		
4866800 ORGANOPHOSPHORUS-CONTAINING PREPARATIONS, NSPF LB			IRAQ	654 975	366 660	CANADA	905 054	949 772
CANADA	2 787 223	3 074 415	ISRAEL	71 887	106 542	GUATMAL	281 011	353 549
MEXICO	826 869	2 139 218	INDIA	61 303	157 302	SALVADR	126 592	142 504
GUATMAL	1 100 149	1 988 523	PAKISTH	72 752	125 862	C RICA	359 752	432 531
SALVADR	82 919	390 334	THAILND	302 936	582 015	★ PANAMA	148 002	184 242
HONDURA	126 825	113 175	MALAYSA	67 362	77 830	DOM REP	158 674	182 410
C RICA	221 311	946 292	PHIL R	293 300	366 269	EQUADOR	130 144	142 521
DOM REP	238 441	452 748	CHINA T	32 015	137 808	FR GERM	303 142	244 976
COLOMB	377 618	654 445	JAPAN	225 555	671 135	SWITZLD	125 184	210 998
VENEZ	175 299	570 493	AUSTRAL	148 967	690 961	MALAYSA	261 691	255 469
GUYANA	45 708	97 367	N ZEAL	41 950	98 453	REP SAF	234 767	155 114
SURINAM	57 959	124 273	EGYPT	122 609	195 921	OTH CTY	467 706	432 336
EQUADOR	83 036	250 787	CAMROON	864 570	378 508	TOTAL	3 501 719	3 686 422
PERU	167 975	260 700	IVY CST	88 050	104 338	4868400 HERBICIDE PREPARATIONS CONTAINING METHANEARSONIC ACID OR ITS SALTS LB		
BOLIVIA	97 844	269 104	REP SAF	975 368	1 311 956	DOM REP	139 068	76 386
CHILE	164 206	369 379	OTH CTY	506 743	630 940	TRINID	306 356	174 877
BRAZIL	491 440	2 861 533	TOTAL	33 884 686	38 789 044	COLOMB	81 308	61 566
PABAGUA	159 107	395 304	4867200 FUNGICIDE PREPARATIONS CONTAINING DITHIOCARBAMIC ACID OR ITS SALTS LB			ARGENT	104 066	72 253
ARGENT	1 291 613	2 823 337	2 CANADA	356 906	404 733	AUSTRAL	163 613	172 005
U KING	746 324	580 450	MEXICO	257 697	155 094	CAMROON	168 045	101 301
NETHLD	111 257	252 134	GUATMAL	135 557	144 122	OTH CTY	753 075	530 637
FRANCE	319 007	817 727	HONDURA	3 757 682	6 254 605	TOTAL	1 715 531	1 189 025
FR GERM	148 598	364 746	C RICA	1 020 874	863 418	4868900 HERBICIDE PREPARATIONS, NSPF LB		
AUSTRIA	49 819	250 783	PANAMA	615 726	560 384	3 CANADA	88 523 655	65 245 035
CZECHO	396 720	129 670	COLOMB	74 514	90 278	MEXICO	860 728	1 729 951
SWITZLD	28 733	85 260	SURINAM	105 250	90 515	GUATMAL	1 088 507	1 360 976
SPAIN	95 682	580 496	NETHLD	79 899	185 089	SALVADR	85 566	270 620
ITALY	265 522	1 102 917	MALAYSA	109 240	119 110			
			INDNSIA	150 974	134 557			
			PHIL R	166 260	155 817			



FT446/Annual 1980

Issued April 1981

U.S. EXPORTS



Schedule B Commodity by Country



U.S. Department of Commerce
Malcolm Baldrige, Secretary
William A. Cox,
Acting Chief Economist

BUREAU OF THE CENSUS
Daniel B. Levine,
Acting Director



BUREAU OF THE CENSUS
Daniel B. Levine, Acting Director
Shirley Kallek, Associate Director
for Economic Fields

FOREIGN TRADE DIVISION
Emanuel A. Lipscomb, Chief

SUGGESTED BRIEF CITATION

U.S. Bureau of the Census, *U.S. Exports/Schedule B Commodity
by Country, Report FT 446, Annual 1980*
U.S. Government Printing Office, Washington, D.C. 1981

For sale by the Superintendent of Documents, U.S. Government Printing Office, Washington, D.C. 20402. Postage stamps not acceptable; currency submitted at sender's risk. Remittances from foreign countries must be by international money order or by draft on a U.S. bank.

Table 1. Schedule B Commodity by Country—Domestic Merchandise—Continued

(See "Explanation of Statistics" for information on coverage, valuation, security restrictions, sampling procedures, sources of error in the data, OTH CTY (other countries), and other definitions and features of the export statistics. The figure preceding Canada is the number in the sample for Canada. "SC" at the end of the alphabetic commodity description identifies "Special Category" commodities)

Schedule B Commodity number, description, and unit of quantity			Schedule B Commodity number, description, and unit of quantity			Schedule B Commodity number, description, and unit of quantity		
Country of destination	Net quantity	Value (Dollars)	Country of destination	Net quantity	Value (Dollars)	Country of destination	Net quantity	Value (Dollars)
SCHEDULE 4. CHEMICALS AND RELATED PRODUCTS—Continued								
TRINID	76 017	61 170	MALAYSIA	142 240	1 216 813	TURKEY	60 200	89 619
COLOMB	306 948	1 434 113	INDONESIA	130 689	956 409	INDIA	274 401	356 198
YENEZ	255 311	577 844	PHIL R	27 061	214 863	THAILND	218 170	422 218
SURINAM	55 924	60 106	HG KONG	106 020	131 670	SINGAPR	68 298	73 032
ECUADOR	141 116	226 366	JAPAN	87 914	312 053	PHIL R	273 019	432 813
PERU	77 764	258 830	AUSTRAL	368 051	2 883 301	KOR REP	155 250	78 774
CHILE	125 153	171 970	N ZEAL	365 267	2 827 773	HG KONG	39 330	62 928
BRAZIL	2 892 857	8 659 144	NIGERIA	77 293	262 979	JAPAN	3 045 200	3 916 619
ARGENT	234 974	1 007 061	REP SAF	102 677	810 932	AUSTRAL	558 417	678 748
SWEDEN	99 695	400 184	OTH CTY	139 813	280 834	N ZEAL	23 800	64 320
FINLAND	289 365	223 420	TOTAL	11 555 914	50 294 103	MOROCC	205 000	427 850
U KING	1 177 764	2 419 993				EGYPT	56 800	181 880
IRELAND	115 159	989 323	4861600 METHANEARSONIC ACID AND ITS SALTS		LB	IVY CST	33 000	93 200
NETHLD	1 357 957	3 824 110	C RICA	71 607	111 327	KENYA	380 619	415 538
BELGIUM	1 563 160	9 272 748	JAMAICA	57 506	67 432	OTH CTY	228 979	321 869
FRANCE	7 007 866	21 277 751	VENEZ	514 910	388 371	TOTAL	11 930 823	17 119 777
FR GERM	480 212	1 883 549	ARGENT	119 448	101 096			
SWITZLD	630 487	6 670 104	AUSTRAL	33 520	68 512	4862505 POLYCHLORINATED INSECTICIDES, UNMIXED NSPF		
POLAND	351 500	396 990	OTH CTY	108 923	106 148	INCL DICHLOROPHENYL TRICHLOROETHANE DDT		LB
SPAIN	312 373	1 425 219	TOTAL	905 914	842 886	CANADA	1 633 059	1 186 139
PORTUGL	164 403	418 912				MEXICO	458 818	240 086
ITALY	1 867 194	4 003 404	4861900 HERBICIDES, UNMIXED, INCL PLANT GROWTH			GUATMAL	1 206 446	796 162
YUGOSLV	267 160	392 048	REGULATORS, NSPF		LB	BELIZE	7 378	61 896
GREECE	74 550	168 498	CANADA	7 053 168	13 864 367	HONDURA	823 691	978 601
ISRAEL	80 904	231 071	MEXICO	282 358	731 850	NICARAG	500 000	315 000
JORDAN	25 364	99 856	GUATMAL	2 036 008	3 321 121	C RICA	235 400	219 487
INDIA	76 209	147 496	HONDURA	76 308	103 216	* PANAMA	85 554	275 478
BNGLDSH	110 230	100 444	NICARAG	441 066	764 458	JAMAICA	1 165 620	603 932
THAILND	174 938	260 800	C RICA	1 036 001	2 040 070	CAYMAN	23 949	65 401
MALAYSIA	60 118	82 351	* PANAMA	420 132	436 833	COLOMB	57 414	91 025
SINGAPR	212 525	196 048	JAMAICA	37 425	76 805	VENEZ	938 299	626 167
INDONESIA	87 042	211 773	DOM REP	1 617 472	1 511 172	ECUADOR	223 915	158 145
PHIL R	134 583	184 273	COLOMB	1 062 190	2 860 456	BOLIVIA	118 984	72 547
CHINA M	2 039 279	1 965 288	VENEZ	3 330 855	5 852 534	CHILE	173 505	110 411
KOR REP	558 116	3 289 208	GUYANA	77 660	98 290	BRAZIL	143 217	290 671
HG KONG	172 892	1 773 414	ECUADOR	587 207	923 662	ARGENT	73 370	114 515
CHINA T	114 928	431 490	CHILE	35 241	77 789	DENMARK	13 144	70 000
JAPAN	2 547 191	7 160 599	BRAZIL	2 209 048	7 860 409	U KING	198 620	120 020
AUSTRAL	723 640	2 179 562	URUGUAY	176 739	185 475	NETHLD	430 701	1 462 490
N ZEAL	288 760	504 901	ARGENT	647 397	1 909 180	BELGIUM	574 130	931 211
LIBERIA	34 794	165 920	SWEDEN	335 635	549 601	FR GERM	47 150	70 062
KENYA	221 460	536 135	FINLAND	109 726	172 383	SWITZLD	1 253 766	4 228 293
REP SAF	278 609	1 093 786	U KING	568 454	1 970 416	GREECE	38 360	146 160
OTH CTY	245 501	374 273	NETHLD	859 817	3 373 251	ISRAEL	1 104 763	552 186
TOTAL	33 545 934	100 205 654	BELGIUM	5 600 576	10 681 334	ARAB EM	5 187	63 203
			FRANCE	2 261 085	8 717 227	INDIA	14 863 685	8 640 604
861200 HERBICIDES, ACETIC ACID (2,4-D) AND ITS SALTS			FR GERM	678 740	2 460 297	THAILND	359 852	551 008
AND ESTERS		LB	AUSTRIA	428 552	3 163 359	MALAYSIA	243 250	139 572
CANADA	4 279 853	3 145 706	SWITZLD	33 330 487	51 515 159	INDONESIA	242 440	924 830
GUATMAL	160 218	126 389	SPAIN	61 170	213 932	PHIL R	262 088	152 292
HONDURA	162 296	123 624	ITALY	444 028	1 420 746	AUSTRAL	343 191	929 354
NICARAG	155 061	109 789	YUGOSLV	42 188	81 230	N ZEAL	156 400	101 173
C RICA	186 111	143 209	GREECE	335 012	799 964	MOROCC	40 000	93 000
* PANAMA	102 664	67 086	SYRIA	29 908	74 605	SUDAN	121 150	76 930
DOM REP	143 155	105 093	LEBANON	14 887	72 598	REP SAF	551 150	310 265
COLOMB	298 602	199 060	ISRAEL	13 320	60 680	OTH CTY	514 577	574 857
ECUADOR	173 822	140 373	INDIA	63 726	144 480	TOTAL	29 232 223	26 343 173
ARGENT	99 043	108 728	SRI LKA	218 088	210 355			
MALAYSIA	478 500	420 224	THAILND	69 520	146 758	4862600 METHYL PARATHION		LB
SINGAPR	550 794	455 035	MALAYSIA	90 102	139 682	GUATMAL	3 686 940	3 229 976
JAPAN	614 147	741 580	SINGAPR	377 293	494 402	SALVADR	224 400	201 950
OTH CTY	124 072	106 056	PHIL R	11 501	63 724	HONDURA	150 520	152 499
TOTAL	7 528 338	5 991 952	NOR REP	361 116	1 554 230	NICARAG	3 144 350	2 609 811
			CHINA T	15 615	63 327	VENEZ	319 000	319 000
861400 PLANT GROWTH REGULATORS		LB	JAPAN	892 793	2 020 938	CHILE	91 296	110 700
CANADA	3 096 162	5 598 255	AUSTRAL	737 085	2 422 776	ISRAEL	462 090	522 060
MEXICO	172 329	1 216 790	N ZEAL	276 697	1 294 732	INDIA	945 251	941 077
GUATMAL	281 779	462 897	CAMROON	15 002	64 638	THAILND	1 572 006	1 131 773
HONDURA	19 129	72 999	REP SAF	438 923	966 399	PHIL R	237 600	247 342
C RICA	856 434	1 384 176	OTH CTY	200 691	451 764	CHINA T	374 000	430 796
* PANAMA	272 143	378 111	TOTAL	70 008 012	137 982 674	OTH CTY	230 385	188 335
DOM REP	78 960	126 338				TOTAL	11 437 838	10 085 319
COLOMB	696 700	7 854 642	4862100 ALDRIN-TOXAPHENE GROUP OF INSECTICIDES		LB			
VENEZ	172 444	1 555 040	CANADA	214 800	337 391	4862800 ORGANOPHOSPHORUS INSECTICIDES, UNMIXED, NSPF		LB
ECUADOR	255 424	433 438	MEXICO	864 872	1 102 683	CANADA	3 271 217	4 524 871
PERU	148 006	271 095	GUATMAL	502 477	607 586	MEXICO	1 111 321	3 553 098
CHILE	158 032	412 580	NICARAG	81 260	213 627	GUATMAL	2 004 623	5 015 519
BRAZIL	1 189 215	8 515 395	C RICA	87 480	142 165	HONDURA	70 076	111 173
ARGENT	223 947	1 023 076	COLOMB	298 370	455 513	NICARAG	1 440 694	2 149 355
U KING	427 198	3 142 181	VENEZ	176 010	122 490	C RICA	564 906	769 606
IRELAND	14 957	227 500	PERU	527 357	418 718	* PANAMA	77 053	133 141
NETHLD	699 730	1 269 820	CHILE	136 200	135 923	JAMAICA	128 300	144 688
BELGIUM	360 187	2 447 107	BRAZIL	1 372 120	2 483 360	DOM REP	489 056	366 234
FRANCE	629 829	3 363 096	ARGENT	545 300	760 561	TRINID	65 972	64 068
SPAIN	1 299	65 925	U KING	109 880	208 772	N ANTIL	147 954	101 285
GREECE	80 738	99 210	NETHLD	338 005	625 162	COLOMB	1 445 514	3 836 528
ROMANIA	147 608	150 460	BELGIUM	758 355	1 433 423	VENEZ	1 340 863	2 944 434
INDIA	1 212	72 958	FRANCE	205 344	272 628	ECUADOR	783 205	479 397
THAILND	25 427	253 387	SPAIN	92 510	184 169	PERU	130 157	196 935

Table 1. Schedule B Commodity by Country—Domestic Merchandise—Continued

(See "Explanation of Statistics" for information on coverage, valuation, security restrictions, sampling procedures, sources of error in the data, OTH CTY (other countries), and other definitions and features of the export statistics. The figure preceding Canada is the number in the sample for Canada. "SC" at the end of the alphabetic commodity description identifies "Special Category" commodities.)

Schedule B Commodity number, description, and unit of quantity			Schedule B Commodity number, description, and unit of quantity			Schedule B Commodity number, description, and unit of quantity		
Country of destination	Net quantity	Value (Dollars)	Country of destination	Net quantity	Value (Dollars)	Country of destination	Net quantity	Value (Dollars)
SCHEDULE 4. CHEMICALS AND RELATED PRODUCTS—Continued								
CHILE	35 671	84 311	AUSTRAL	219 453	1 764 385	VENEZ	115 979	162 746
BRAZIL	2 511 214	8 342 331	N ZEAL	199 834	375 586	ECUADOR	37 802	85 876
URUGUAY	33 523	95 195	ALGERIA	65 601	160 750	CHILE	108 828	143 668
ARGENT	1 671 906	2 687 825	EGYPT	664 153	1 046 771	BRAZIL	251 500	252 110
DENMARK	616 895	1 908 387	CNRY I	55 179	184 200	FINLAND	20 182	63 844
U KING	361 415	1 646 080	SENEGAL	12 875	81 320	U KING	286 420	319 913
NETHLS	2 674 981	7 944 610	NIGERIA	52 151	87 766	NETHLS	158 025	225 320
FRANCE	341 582	1 678 827	KENYA	1 206 402	1 857 936	FRANCE	197 170	410 376
FR GERM	1 069 222	1 660 303	TANZANIA	48 560	138 852	SWITZLD	433 853	4 648 919
HUNGARY	661 937	389 986	REP SAF	1 559 089	3 292 546	SPAIN	187 077	354 240
SWITZLD	4 310 102	11 188 657	OTH CTY	475 037	666 460	PORTUGL	75 581	63 038
POLAND	88 160	336 400	TOTAL	59 955 840	173 136 778	ITALY	594 207	534 150
SPAIN	1 178 776	1 986 421				SYRIA	49 504	61 788
ITALY	519 554	1 318 917	4863200 METHYLBROMIDE		LB	IRAQ	152 800	546 012
YUGOSLV	946 569	1 360 537	CANADA	216 279	141 036	ISRAEL	83 407	196 387
GREECE	573 339	849 998	MEXICO	1 352 723	984 388	INDIA	65 685	180 134
LEBANON	74 956	123 677	SALVADR	172 855	173 230	PAKISTN	12 929	60 293
JORDAN	22 414	104 556	NICARAG	43 744	89 076	THAILND	35 926	80 189
S ARAB	27 190	130 865	VENEZ	130 000	72 814	MALAYSA	109 009	105 643
OMAN	106 866	106 127	CHILE	135 856	136 343	SINGAPR	102 993	103 998
INDIA	650 070	1 609 393	BRAZIL	959 962	763 461	PHIL R	48 131	61 534
PAKISTN	268 556	309 063	ARGENT	462 343	437 588	HG KONG	309 039	247 803
BNGLOSH	391 510	482 540	NETHLS	2 331 470	1 148 449	CHINA T	68 886	283 081
SRI LKA	19 000	68 820	BELGIUM	1 536 253	1 086 426	JAPAN	635 360	936 305
THAILND	1 194 947	1 182 998	POLAND	288 000	183 934	AUSTRAL	169 942	753 018
MALAYSA	130 933	388 913	ITALY	179 489	91 987	N ZEAL	78 154	127 407
SINGAPR	622 476	2 080 436	GREECE	1 057 536	825 935	T PAC I	73 687	104 402
INDNSIA	1 238 345	4 441 607	ISRAEL	151 200	131 544	GUINEA	73 602	143 266
PHIL R	141 256	228 244	JORDAN	78 922	109 282	GHANA	90 608	143 648
CHINA M	4 182 367	3 845 128	THAILND	152 070	153 530	NIGERIA	137 080	226 506
KOR REP	408 238	1 683 403	PHIL R	96 424	101 189	OTH CTY	556 873	1 019 618
HG KONG	499 803	1 289 455	KOR REP	110 000	78 012	TOTAL	7 741 362	16 279 179
CHINA T	1 065 542	1 730 325	JAPAN	989 106	503 195			
JAPAN	4 385 752	14 665 818	AUSTRAL	203 507	154 875	4866200 CHLORINATED HYDROCARBON PREPARATIONS (INCL DDT PREPARATIONS)		LB
AUSTRAL	594 809	1 105 826	TANZANIA	85 636	95 453	CANADA	1 641 094	1 324 346
N ZEAL	222 507	675 807	REP SAF	793 016	619 518	MEXICO	89 165	98 051
EGYPT	140 853	214 098	OTH CTY	544 736	474 886	NICARAG	196 788	117 949
SUDAN	259 448	387 081	TOTAL	12 071 127	8 555 751	DOM REP	359 674	234 181
ANGOLA	140 940	141 984				BARBADO	104 098	101 080
REP SAF	1 267 990	712 485	4863400 FUMIGANTS, UNMIXED, NSPF		LB	COLOMB	609 036	461 764
OTH CTY	557 094	712 485	CANADA	5 006 075	3 398 616	ECUADOR	77 007	82 091
TOTAL	48 779 619	106 840 057	MEXICO	221 842	109 703	PERU	38 186	88 441
			C RICA	18 150	67 636	BOLIVIA	116 209	70 566
4862900 INSECTICIDES, UNMIXED, NSPF		LB	COLOMB	22 091	110 420	CHILE	128 334	102 604
CANADA	567 598	1 932 593	VENEZ	182 989	159 731	BRAZIL	127 920	213 565
MEXICO	3 163 408	11 152 440	PERU	45 111	141 178	ARGENT	68 510	149 351
GUATMAL	209 410	3 763 595	NIGERIA	66 624	79 286	BELGIUM	506 151	1 137 618
SALVADR	17 200	256 388	OTH CTY	357 468	279 249	SPAIN	47 000	70 400
NICARAG	666 930	1 131 993	TOTAL	5 920 350	4 345 819	ITALY	165 334	661 329
C RICA	150 931	631 252				ISRAEL	26 770	64 685
BAHAMAS	243 215	314 308	4863900 PESTICIDES NSPF INCL RODENTICIDES AND INSECT ATTRACTANTS AND REPELLENTS		LB	INDIA	5 033 765	2 728 514
JAMAICA	68 509	89 376	CANADA	736 536	1 265 106	BURMA	492 318	268 000
DOM REP	90 771	307 137	MEXICO	45 567	86 924	THAILND	1 214 122	800 927
LW WW I	315 501	225 785	C RICA	56 602	86 259	VIETNAM	654 766	351 854
BARBADO	112 177	117 890	PANAMA	4 250	61 323	SINGAPR	230 449	160 584
TRINID	198 502	169 087	COLOMB	43 089	118 648	INDNSIA	4 824 075	2 970 336
COLOMB	1 062 401	5 858 066	VENEZ	150 645	431 240	PHIL R	473 994	261 225
VENEZ	594 676	2 783 787	ECUADOR	169 304	183 591	HG KONG	1 254 406	780 814
ECUADOR	2 508 454	2 395 345	BRAZIL	230 338	504 270	JAPAN	454 685	694 039
PERU	384 594	1 359 873	ARGENT	51 992	165 340	AUSTRAL	110 209	195 979
CHILE	157 726	603 967	SWEDEN	66 400	87 533	LIBYA	28 490	172 731
BRAZIL	3 895 510	17 479 298	DENMARK	129 420	175 651	SUDAN	3 163 710	2 108 031
URUGUAY	62 088	257 650	U KING	432 141	5 556 708	IVY CST	326 400	154 845
ARGENT	1 002 928	2 193 653	NETHLS	342 565	461 213	KENYA	330 700	186 846
U KING	1 047 466	10 644 857	FRANCE	340 077	643 669	TANZANIA	628 250	407 585
NETHLS	292 529	2 629 577	FR GERM	123 572	582 187	REP SAF	150 388	457 125
BELGIUM	4 890 525	9 734 676	SWITZLD	98 966	727 241	OTH CTY	803 577	796 138
FRANCE	1 088 465	1 740 384	SPAIN	38 625	60 445	TOTAL	24 475 580	18 473 594
FR GERM	6 107 077	15 347 635	ITALY	291 002	367 391			
AUSTRIA	11 947	108 170	ARAB EM	90 660	93 190	4866400 METHYL PARATHION PREPARATIONS		LB
CZECHO	101 341	408 630	PHIL R	257 689	761 072	CANADA	280 391	290 584
SWITZLD	3 498 407	5 925 803	CHINA T	51 410	88 040	GUATMAL	149 600	130 150
SPAIN	543 655	1 476 168	JAPAN	87 952	171 827	DOM REP	170 708	100 484
GREECE	109 448	210 730	AUSTRAL	58 425	265 300	BRAZIL	93 696	74 349
LEBANON	53 351	116 770	REP SAF	57 471	251 980	SUDAN	5 860 655	4 611 368
QATAR	7 091	74 200	OTH CTY	399 055	797 578	ETHIOP	83 214	95 931
INDIA	1 375 544	2 683 434	TOTAL	4 353 753	13 993 726	OTH CTY	62 428	50 701
PAKISTN	36 792	71 971				TOTAL	6 700 692	5 353 547
SRI LKA	53 680	299 191	4865500 PESTICIDES, REPELLENTS, FUMIGANTS & RODENTICIDES, HOUSEHOLD & INDUSTRIAL		LB			
BURMA	1 322 760	2 056 666	CANADA	1 517 237	2 261 158	4866600 ORGANOPHOSPHORUS-CONTAINING PREPARATIONS, NSPF		LB
THAILND	308 000	1 045 123	MEXICO	174 545	294 992	CANADA	3 073 740	3 430 684
MALAYSA	182 453	683 717	HONDURA	96 624	133 898	MEXICO	427 751	703 993
INDNSIA	1 588 354	4 271 876	BAHAMAS	86 802	162 667	SALVADR	2 193 718	2 369 391
PHIL R	539 896	2 223 729	JAMAICA	49 832	75 655	HONDURA	302 082	316 171
CHINA M	11 009 502	25 555 157	DOM REP	68 211	108 763	HAITI	100 891	96 041
KOR REP	1 006 148	3 089 996	TRINID	384 149	514 294	DOM REP	236 878	334 892
HG KONG	138 309	823 032	N ANTIL	43 723	142 777	COLOMB	142 777	445 310
CHINA T	1 198 842	5 406 763						
JAPAN	3 413 395	13 28 468						

Table 1. Schedule B Commodity by Country—Domestic Merchandise—Continued

(See "Explanation of Statistics" for information on coverage, valuation, security restrictions, sampling procedures, sources of error in the data, OTH CTY (other countries), and other definitions and features of the export statistics. The figure preceding Canada is the number in the sample for Canada. "SC" at the end of the alphabetic commodity description identifies "Special Category" commodities)


Schedule B Commodity number, description, and unit of quantity			Schedule B Commodity number, description, and unit of quantity			Schedule B Commodity number, description, and unit of quantity		
Country of destination	Net quantity	Value (Dollars)	Country of destination	Net quantity	Value (Dollars)	Country of destination	Net quantity	Value (Dollars)
SCHEDULE 4. CHEMICALS AND RELATED PRODUCTS—Continued								
VENEZ.....	101 032	616 331	SUDAN.....	352 291	532 071	4868200 HERBICIDE PREPARATIONS CONTAINING ACETIC ACID (2,4-D) OR ITS SALTS OR ESTERS		LB
SURINAM.....	39 785	97 465	CAMROON.....	550 004	247 501	CANADA.....	216 161	166 519
ECUADOR.....	52 594	151 743	IVY CST.....	125 530	181 203	GUATMAL.....	60 000	79 636
PERU.....	116 692	291 781	NIGERIA.....	122 068	219 512	BELIZE.....	66 210	78 401
BOLIVIA.....	60 833	170 345	SOMALIA.....	33 069	61 690	PANAMA.....	95 100	155 515
CHILE.....	293 701	562 573	KENYA.....	220 595	370 401	DOM REP.....	188 548	240 507
BRAZIL.....	1 347 101	2 555 005	REP SAF.....	881 380	1 244 554	BARBADO.....	44 240	75 134
PARAGUA.....	161 383	398 540	OTH CTY.....	240 114	379 066	ECUADOR.....	69 685	81 169
ARGENT.....	964 552	2 084 068	TOTAL.....	28 082 922	39 745 513	BRAZIL.....	69 000	560 897
U KING.....	67 301	272 201				FRANCE.....	318 529	300 474
NETHLDs.....	301 786	590 659	4867200 FUNGICIDE PREPARATIONS CONTAINING DITHIOCARBAMIC ACID OR ITS SALTS		LB	THAILND.....	35 292	322 568
FRANCE.....	550 223	956 049	CANADA.....	394 510	492 267	MALAYSIA.....	267 458	353 044
FR GERM.....	825 440	440 890	GUATMAL.....	57 360	66 020	REP SAF.....	640 247	599 934
SWITZLD.....	91 727	294 098	HONDURA.....	2 988 127	6 111 741	OTH CTY.....	211 705	261 500
SPAIN.....	254 424	896 141	C RICA.....	695 036	682 801	TOTAL.....	2 282 175	3 275 298
ITALY.....	189 208	955 983	PANAMA.....	496 116	441 146			
GREECE.....	305 687	471 191	BAHAMAS.....	38 052	65 956	4868400 HERBICIDE PREPARATIONS CONTAINING METHANEARSONIC ACID OR ITS SALTS		LB
BULGAR.....	77 200	100 607	DOM REP.....	142 039	131 593	MEXICO.....	172 325	77 798
ISRAEL.....	885 970	379 884	SURINAM.....	88 500	81 420	C RICA.....	120 125	118 691
AFGHAN.....	480 000	275 625	NETHLDs.....	31 977	114 858	BARBADO.....	102 444	75 737
INDIA.....	12 490 401	9 879 340	BELGIUM.....	387 855	456 018	AUSTRAL.....	104 770	118 488
PAKISTN.....	3 961 391	3 558 398	THAILND.....	57 803	839 259	N ZEAL.....	29 952	61 402
NEPAL.....	1 157 178	997 296	MALAYSIA.....	169 170	183 892	CAMROON.....	475 138	329 685
SRI LKA.....	2 541 067	2 252 368	INDNSIA.....	230 787	213 952	NIGERIA.....	180 528	213 106
THAILND.....	799 845	1 898 588	PHIL R.....	143 645	151 424	LIBERIA.....	79 079	60 944
MALAYSIA.....	153 432	371 557	CHINA M.....	84 480	101 550	MOZAMBO.....	224 572	194 527
INDNSIA.....	271 785	744 484	CHINA T.....	273 430	306 939	OTH CTY.....	612 093	522 641
PHIL R.....	530 843	1 293 585	JAPAN.....	748 750	962 437	TOTAL.....	2 101 026	1 773 019
CHINA T.....	108 197	373 289	AUSTRAL.....	147 688	131 356			
N ZEAL.....	21 620	104 363	N ZEAL.....	255 862	214 304	4868900 HERBICIDE PREPARATIONS, NSPF		LB
EGYPT.....	246 744	898 280	OTH CTY.....	214 227	275 573	1 CANADA.....	91 957 612	74 006 204
SUDAN.....	151 800	302 841	TOTAL.....	7 645 414	12 024 506	MEXICO.....	530 417	2 238 784
NIGERIA.....	51 966	65 367	4867900 FUNGICIDE PREPARATIONS, NSPF		LB	GUATMAL.....	807 032	1 614 818
KENYA.....	16 370	72 899	CANADA.....	5 793 536	5 367 006	HONDURA.....	63 073	157 919
REP SAF.....	1 439 468	1 400 566	MEXICO.....	460 356	960 996	NICARAG.....	175 098	540 533
ZMBABWE.....	24 260	133 699	GUATMAL.....	1 715 327	2 636 682	C RICA.....	371 862	1 019 274
OTH CTY.....	805 955	1 064 893	HONDURA.....	1 146 433	1 551 929	PANAMA.....	682 692	1 112 143
TOTAL.....	38 416 798	45 669 384	NICARAG.....	376 869	678 951	JAMAICA.....	189 880	185 664
			C RICA.....	1 854 353	2 763 019	DOM REP.....	294 964	928 367
4866900 INSECTICIDE PREPARATIONS, NSPF		LB	BAHAMAS.....	28 973	87 552	BARBADO.....	47 647	211 770
CANADA.....	7 823 163	8 211 301	JAMAICA.....	39 715	80 223	TRINID.....	114 987	427 526
MEXICO.....	616 604	1 231 039	DOM REP.....	148 972	421 531	F W IND.....	25 281	397 900
GUATMAL.....	944 723	1 259 260	LW WW I.....	24 653	168 312	COLOMB.....	1 592 168	4 255 585
HONDURA.....	119 076	152 082	TRINID.....	75 784	81 183	VENEZ.....	2 771 228	4 637 311
NICARAG.....	257 247	590 035	F W IND.....	21 498	129 889	GUAYANA.....	24 608	69 972
C RICA.....	372 698	670 752	COLOMB.....	991 298	1 572 181	SURINAM.....	53 353	101 548
PANAMA.....	60 529	67 223	VENEZ.....	79 208	379 288	ECUADOR.....	724 826	1 157 957
BAHAMAS.....	45 434	138 072	ECUADOR.....	325 781	382 256	PERU.....	126 245	299 837
DOM REP.....	461 697	644 367	PERU.....	460 604	595 115	BOLIVIA.....	70 712	104 255
LW WW I.....	107 991	61 146	CHILE.....	814 902	982 592	CHILE.....	357 614	834 119
TRINID.....	71 347	119 654	BRAZIL.....	780 240	2 663 213	BRAZIL.....	8 167 644	33 533 436
F W IND.....	221 464	99 643	URUGUAY.....	305 007	700 473	URUGUAY.....	841 925	1 161 205
COLOMB.....	105 898	141 761	ARGENT.....	923 306	2 334 374	ARGENT.....	1 023 838	3 100 247
VENEZ.....	139 903	258 573	SWEDEN.....	797 581	569 369	NORWAY.....	44 710	179 771
GUAYANA.....	76 319	105 899	U KING.....	179 646	557 325	U KING.....	140 901	350 420
ECUADOR.....	70 294	115 378	NETHLDs.....	130 463	420 885	IRELAND.....	25 200	136 332
PERU.....	357 815	500 935	BELGIUM.....	1 819 301	9 157 586	NETHLDs.....	222 400	798 573
BOLIVIA.....	67 154	121 492	FRANCE.....	2 564 930	4 506 290	BELGIUM.....	20 087 656	66 089 073
CHILE.....	140 543	298 430	FR GERM.....	60 785	212 068	FRANCE.....	1 839 764	2 934 823
BRAZIL.....	3 647 072	4 613 508	SPAIN.....	24 747	70 736	FR GERM.....	2 755 576	12 560 153
PARAGUA.....	46 036	93 424	ITALY.....	27 530	78 179	SPAIN.....	177 233	510 019
URUGUAY.....	9 090	76 440	GREECE.....	308 917	452 647	ITALY.....	764 195	2 353 679
ARGENT.....	87 943	421 804	LEBANON.....	19 178	60 167	YUGOSLV.....	209 391	461 244
NETHLDs.....	1,244,085	1,920,533	ISRAEL.....	125 146	247 569	GREECE.....	116 059	484 043
BELGIUM.....	404 859	571 720	ARAB EM.....	448 801	138 455	ISRAEL.....	227 012	949 536
FRANCE.....	792 107	2 027 736	BNGLDSh.....	19 951	82 500	SRI LKA.....	115 883	155 906
FR GERM.....	730 984	1 349 276	THAILND.....	456 856	1 472 858	THAILND.....	457 191	977 493
SWITZLD.....	1 071 120	1 746 218	MALAYSIA.....	166 799	840 133	MALAYSIA.....	270 437	1 187 427
ITALY.....	602 525	453 518	SINGAPR.....	186 336	179 546	SINGAPR.....	3 020 484	14 280 559
ROMANIA.....	1 401	104 531	INDNSIA.....	50 146	181 724	PHIL R.....	161 821	518 458
CYPRUS.....	60 680	69 390	PHIL R.....	402 630	890 436	CHINA M.....	473 027	695 232
SYRIA.....	397 269	669 903	KOR REP.....	77 367	139 060	KOR REP.....	5 978 620	6 850 821
LEBANON.....	209 980	389 887	CHINA T.....	577 091	1 078 265	HG KONG.....	3 174 543	5 329 341
ISRAEL.....	717 895	1 153 132	JAPAN.....	5 155 964	19 541 588	CHINA T.....	214 126	343 458
JORDAN.....	1 270 200	980 956	AUSTRAL.....	371 137	965 503	JAPAN.....	4 179 520	11 757 016
S ARAB.....	28 016	111 555	NEW GUI.....	46 465	220 923	AUSTRAL.....	2 573 326	10 781 644
PAKISTN.....	374 273	600 643	N ZEAL.....	301 229	809 208	N ZEAL.....	1 080 579	6 623 226
BNGLDSh.....	66 138	116 310	GHANA.....	48 262	68 049	ALGERIA.....	185 865	301 899
THAILND.....	523 175	1 456 544	NIGERIA.....	156 864	100 898	EGYPT.....	155 342	144 423
MALAYSIA.....	80 821	174 812	ANGOLA.....	130 338	183 161	SUDAN.....	289 929	1 460 900
INDNSIA.....	153 050	278 675	LIBERIA.....	79 964	94 361	CAMROON.....	218 107	138 777
PHIL R.....	197 775	126 298	KENYA.....	1 417 375	5 080 819	REP SAF.....	204 034	1 270 632
KOR REP.....	96 342	247 050	REP SAF.....	187 611	381 545	OTH CTY.....	186 884	363 319
CHINA T.....	126 326	632 100	OTH CTY.....	494 713	383 519	TOTAL.....	161 552 431	285 674 874
JAPAN.....	99 160	496 180	TOTAL.....	33 316 422	73 815 837			
AUSTRAL.....	143 916	297 638						
MOROCC.....	131 650	275 233						
ALGERIA.....	66 138	114 000						
EGYPT.....	117 946	203 459						

Table 1. Schedule B Commodity by Country—Domestic Merchandise—Continued

(See "Explanation of Statistics" for information on coverage, valuation, security restrictions, sampling procedures, sources of error in the data, OTH CTY (other countries), and other definitions and features of the export statistics. The figure preceding Canada is the number in the sample for Canada. "SC" at the end of the alphabetic commodity description identifies "Special Category" commodities.)

Schedule B Commodity number, description, and unit of quantity			Schedule B Commodity number, description, and unit of quantity			Schedule B Commodity number, description, and unit of quantity		
Country of destination	Net quantity	Value (Dollars)	Country of destination	Net quantity	Value (Dollars)	Country of destination	Net quantity	Value (Dollars)
SCHEDULE 4. CHEMICALS AND RELATED PRODUCTS—Continued								
4869500 PESTICIDE PREPARATIONS, NSPF INCL FUMIGANTS, PLANT GROWTH REGULATORS, ETC LB			MEXICO 1 011 267 1 626 538			MEXICO 61 676 78 732		
CANADA	3 863 469	4 463 814	GUATMAL	371 165	526 929	ECUADOR	139 924	94 438
MEXICO	870 381	1 740 818	C RICA	79 678	119 137	BRAZIL	142 487	184 599
GUATMAL	268 408	416 643	PANAMA	1 380 817	1 139 276	U KING	75 600	113 094
HONDURA	304 941	293 844	CAYMAN	144 882	124 979	BELGIUM	1 003 590	929 308
NICARAG	702 917	1 253 990	DOM REP	848 664	189 218	JAPAN	54 093	60 097
C RICA	354 935	327 097	COLOMB	1 472 766	1 241 475	AUSTRAL	79 120	87 481
PANAMA	146 948	115 747	VENEZ	2 692 592	2 130 576	EGYPT	24 750	68 530
BAHAMAS	50 833	75 584	ECUADOR	101 260	64 382	OTH CTY	405 112	368 148
JAMAICA	50 343	98 464	PERU	481 626	370 205	TOTAL	2 475 223	2 552 403
HAITI	340 178	708 786	CHILE	446 777	358 203	4871590 ACYCLIC PLASTICIZERS, NSPF LB		
DOM REP	221 005	456 731	BRAZIL	1 088 529	1 860 576	CANADA	5 975 824	3 870 189
LW WW I	279 431	112 524	ARGENT	2 536 345	2 107 991	MEXICO	2 295 456	1 123 699
TRIND	81 863	76 913	SWEDEN	2 329 198	1 961 922	C RICA	85 683	80 540
F W IND	337 000	154 476	NORWAY	989 990	779 009	DOM REP	73 830	73 142
COLOMB	138 230	326 341	FINLAND	1 346 495	1 040 691	COLOMB	438 893	360 721
VENEZ	828 169	735 194	DENMARK	1 007 082	840 658	VENEZ	281 527	227 480
ECUADOR	498 378	666 783	U KING	4 125 041	5 469 146	PERU	191 720	140 635
PERU	342 683	841 050	NETHLS	2 439 840	1 778 945	CHILE	130 305	86 498
CHILE	88 291	79 551	BELGIUM	1 388 952	1 145 463	BRAZIL	1 932 512	1 295 507
BRAZIL	1 200 655	2 369 180	FRANCE	1 923 021	3 741 517	ARGENT	571 733	418 873
ARGENT	277 196	315 732	FR GERM	6 926 534	7 118 668	FINLAND	124 715	79 255
U KING	300 111	550 724	AUSTRIA	886 034	679 940	U KING	2 976 525	1 375 217
IRELAND	38 000	155 800	SWITZLD	2 145 145	1 742 784	NETHLS	15 358 031	8 486 023
NETHLS	366 156	324 914	USSR	2 186	109 118	BELGIUM	1 282 934	892 057
BELGIUM	528 929	3 326 184	SPAIN	1 608 450	1 149 812	FRANCE	965 982	495 492
FRANCE	44 013	120 441	ITALY	2 649 487	2 089 627	FR GERM	192 684	192 549
FR GERM	180 123	178 023	GREECE	627 103	513 622	SWITZLD	1 808 924	1 034 541
SWITZLD	44 570	217 137	TURKEY	40 170	65 269	SPAIN	673 935	434 140
SPAIN	115 695	250 854	ISRAEL	298 475	343 130	ITALY	284 545	233 674
JORDAN	52 660	218 598	KUWAIT	448 665	250 117	YUGOSLV	633 368	390 048
THAILND	263 666	493 425	S ARAB	72 659	125 751	TURKEY	234 475	134 016
MALAYSIA	130 478	991 582	ARAB EM	2 398 560	2 246 436	ISRAEL	133 641	76 785
INDNSIA	27 713	293 163	INDIA	64 310	133 528	INDIA	126 797	106 309
CHINA M	25 411	63 270	PAKISTN	56 397	75 585	PAKISTN	94 555	68 229
KOR REP	118 187	116 641	THAILND	167 753	173 356	THAILND	283 550	194 654
HG KONG	71 857	123 578	SINGAPR	932 027	706 254	MALAYSIA	240 352	184 423
CHINA T	160 583	305 333	INDNSIA	418 885	362 790	SINGAPR	370 084	258 200
JAPAN	4 971 627	17 102 500	PHIL R	345 884	275 076	INDNSIA	158 540	119 670
AUSTRAL	778 268	2 357 152	KOR REP	423 547	281 057	PHIL R	760 026	499 723
N ZEAL	203 487	219 249	HG KONG	1 854 647	1 476 056	KOR REP	98 912	117 626
NIGERIA	25 203	79 124	CHINA T	399 003	398 933	HG KONG	2 359 955	407 032
LIBERIA	22 427	62 014	JAPAN	14 400 265	10 680 230	CHINA T	662 490	573 793
REP SAF	268 699	324 300	AUSTRAL	1 426 465	1 964 096	JAPAN	2 859 225	2 327 124
OTH CTY	540 463	804 614	N ZEAL	299 460	268 178	AUSTRAL	957 377	815 270
TOTAL	20 524 580	44 307 882	LIBYA	200 795	204 538	N ZEAL	506 062	233 705
4870500 CYCLIC ORGANIC CHEMICAL COMPOUNDS, PHOTOGRAPHIC LB			EGYPT	186 430	195 597	EGYPT	241 990	195 512
3 CANADA	1 634 536	7 962 612	CNRY I	125 250	108 384	CNRY I	633 270	402 269
MEXICO	225 430	3 039 252	NIGERIA	215 082	2 692 981	NIGERIA	121 200	75 414
PANAMA	13 413	98 886	KENYA	176 287	154 579	REP SAF	952 045	688 457
JAMAICA	57 622	65 121	REP SAF	1 880 134	1 366 310	OTH CTY	722 827	491 269
DOM REP	136 742	156 820	OTH CTY	738 909	706 581	TOTAL	48 830 499	29 259 760
TRIND	101 630	128 951	TOTAL	85 915 391	84 345 343	4872020 DIISODECYL PHTHALATE LB		
COLOMB	73 942	93 386	4871510 ADIPIC ACID ESTERS OF MONOHYDRIC ALCOHOLS LB			CANADA	542 224	261 499
VENEZ	46 793	122 580	U KING	89 390	85 395	DOM REP	233 955	96 548
CHILE	85 259	94 982	CHINA T	141 000	88 425	CHINA T	203 706	93 424
BRAZIL	402 779	6 246 132	JAPAN	1 078 627	1 064 400	OTH CTY	105 425	68 822
ARGENT	91 747	325 596	OTH CTY	279 176	181 680	TOTAL	1 085 310	520 293
SWEDEN	22 145	321 447	4871530 COMPLEX LINEAR POLYESTERS OF DIBASIC ACIDS AND POLYHYDRIC ALCOHOLS LB			4872050 DIOCTYL PHTHALATES LB		
DENMARK	32 667	182 328	CANADA	540 286	511 494	CANADA	743 485	202 990
U KING	536 530	7 887 097	MEXICO	160 130	140 077	MEXICO	2 366 651	550 365
NETHLS	221 070	1 796 072	COLOMB	120 500	143 150	DOM REP	600 330	228 995
BELGIUM	1 147 911	3 472 383	BRAZIL	157 725	168 317	ARGENT	1 558 558	700 353
FRANCE	294 384	3 476 191	NORWAY	72 000	69 480	NETHLS	1 250 743	409 839
FR GERM	463 563	2 100 187	U KING	594 485	634 119	REP SAF	2 898 968	1 362 920
AUSTRIA	33 566	209 942	NETHLS	77 341	92 492	OTH CTY	381 538	120 347
SWITZLD	300 932	3 928 683	BELGIUM	98 575	82 561	TOTAL	9 800 273	3 575 809
SPAIN	3 258	174 732	FRANCE	37 950	62 537	4872080 PHTHALIC ACID ESTER PLASTICIZERS, NSPF LB		
ITALY	16 659	599 890	FR GERM	139 338	131 000	CANADA	20 124 270	8 025 007
INDIA	11 896	92 363	SPAIN	67 241	61 389	MEXICO	1 035 020	1 144 781
PAKISTN	13 691	89 563	ITALY	58 800	89 872	DOM REP	1 202 262	567 376
THAILND	75 954	95 407	INDIA	69 300	67 962	VENEZ	235 062	168 368
SINGAPR	52 724	88 928	KOR REP	51 137	60 746	PERU	381 900	260 460
HG KONG	365 499	585 686	JAPAN	75 229	147 134	CHILE	173 952	118 701
CHINA T	170 358	203 531	OTH CTY	424 154	470 400	BRAZIL	377 915	1 172 596
JAPAN	329 689	926 814	TOTAL	2 744 182	2 932 730	ARGENT	400 580	262 076
AUSTRAL	681 024	7 425 060	4871550 EPOXIDIZED ESTERS LB			NETHLS	853 826	488 526
N ZEAL	53 948	92 574	2 CANADA	611 193	386 657	BELGIUM	14 004 040	7 458 244
NIGERIA	72 238	396 643	VENEZ	201 422	183 507	FRANCE	48 874	69 361
REP SAF	79 380	262 155	OTH CTY	480 191	363 742	THAILND	6 877 105	2 966 768
OTH CTY	592 590	704 271	TOTAL	1 292 806	933 906	MALAYSIA	1 805 716	708 442
TOTAL	8 441 569	53 446 265	4871570 PHOSPHORIC ACID ESTERS LB			SINGAPR	851 445	425 454
4871000 PHOTOGRAPHIC CHEMICALS AND PREPARATIONS, NSPF LB			CANADA	488 871	557 976	HG KONG	3 876 619	1 679 117
6 CANADA	15 294 406	17 070 124				CHINA T	34 911 542	13 983 650
						JAPAN	5 066 533	3 376 061

F 446/Annual 1981



U.S. EXPORTS




Schedule B Commodity by Country

THE UNIVERSITY LIBRARY

JAN 11 1985

UNIVERSITY OF CALIFORNIA
SANTA CRUZ
UNIVERSITY OF CALIFORNIA


U.S. Department of Commerce
BUREAU OF THE CENSUS



FT446/Annual 1981

Issued June 1982

U.S. EXPORTS



Schedule B Commodity by Country



U.S. Department of Commerce
Malcolm Baldrige, Secretary
Robert G. Dederick, Assistant Secretary for
Economic Affairs

BUREAU OF THE CENSUS
Bruce Chapman,
Director

Digitized by **Google**

Original from
UNIVERSITY OF CALIFORNIA

Director



BUREAU OF THE CENSUS

Bruce Chapman, Director
C. L. Kincannon, Deputy Director
Shirley Kallek, Associate Director
for Economic Fields

FOREIGN TRADE DIVISION

Martin M. Weingarten, Acting Chief

SUGGESTED BRIEF CITATION

U.S. Bureau of the Census, *U.S. Exports/Schedule B Commodity
by Country*, Report FT 446, Annual 1981
U.S. Government Printing Office, Washington, D.C. 1982

For sale by the Superintendent of Documents, U.S. Government Printing Office, Washington, D.C. 20402. Postage stamps not acceptable; currency submitted at sender's risk. Remittances from foreign countries must be by international money order or by draft on a U.S. bank. Price \$14.00

Table 1. Schedule B Commodity by Country—Domestic Merchandise—Continued

(See "Explanation of Statistics" for information on coverage, valuation, security restrictions, sampling procedures, sources of error in the data, OTH CTY (other countries), and other definitions and features of the export statistics. The figure preceding Canada is the number in the sample for Canada. "SC" at the end of the alphabetic commodity description identifies "Special Category" commodities)

Schedule B Commodity number, description, and unit of quantity			Schedule B Commodity number, description, and unit of quantity			Schedule B Commodity number, description, and unit of quantity		
Country of destination	Net quantity	Value (Dollars)	Country of destination	Net quantity	Value (Dollars)	Country of destination	Net quantity	Value (Dollars)
SCHEDULE 4. CHEMICALS AND RELATED PRODUCTS—Continued								
AUSTRAL	630 674	1 249 829	SRI LKA	2 000 583	1 860 541	ZIMBABWE	133 449	213 432
N ZEAL	67 240	223 570	THAILND	216 160	345 236	OTH CTY	304 704	423 716
EGYPT	416 308	1 292 558	MALAYSIA	20 884	81 306	TOTAL	51 614 015	185 394 706
KENYA	500 850	323 049	SINGAPR	2 187 833	7 759 807	4863200 METHYLBROMIDE LB		
REP SAF	76 880	164 027	INDNSIA	1 115 478	3 519 975	CANADA	192 430	144 345
OTH CTY	99 880	180 929	PHIL R	270 228	367 952	MEXICO	1 013 405	826 667
TOTAL	8 813 514	17 926 080	KOR REP	765 223	2 524 598	GUATMAL	76 214	73 195
4862905 POLYCHLORINATED INSECTICIDES, UNMIXED NSPF			HG KONG	893 188	2 777 242	HONDURA	92 692	94 864
INCL DICHLOROPHENYL TRICHLOROETHANE DDT LB			CHINA T	1 047 142	1 614 869	NICARAG	62 936	66 743
CANADA	330 452	1 571 552	JAPAN	3 292 816	11 681 015	ECUADOR	329 836	233 117
MEXICO	489 193	1 066 661	AUSTRAL	738 774	847 793	PERU	108 165	141 418
GUATMAL	694 589	1 064 450	N ZEAL	388 248	938 864	CHILE	107 962	122 852
HONDURA	1 524 008	2 729 648	EGYPT	196 707	207 191	BRAZIL	618 962	555 753
NICARAG	276 131	267 494	SUDAN	13 172	65 206	ARGENT	317 944	297 599
C RICA	1 399 223	2 441 003	CAMROON	36 602	105 198	NETHLS	277 946	256 031
JAMAICA	83 654	179 409	KENYA	66 000	227 040	BELGIUM	1 389 968	921 822
DOM REP	106 211	91 253	MOZAMBIQ	22 000	67 073	POLAND	219 200	115 672
COLOMB	279 821	189 492	REP SAF	2 506 121	1 236 498	SPAIN	224 933	201 850
ECUADOR	101 111	219 365	OTH CTY	255 195	444 415	ITALY	381 500	154 517
PERU	628 466	383 316	TOTAL	45 782 143	102 584 170	GREECE	435 462	356 052
BOLIVIA	238 643	150 150	4862900 INSECTICIDES, UNMIXED, NSPF LB			JORDAN	74 988	82 487
CHILE	169 856	188 920	CANADA	1 050 894	2 628 083	PAKISTN	153 244	133 642
BRAZIL	149 725	82 461	MEXICO	4 057 834	13 471 740	BURMA	159 084	137 106
ARGENT	82 429	171 735	GUATMAL	984 664	4 898 428	THAILND	254 960	204 442
NETHLS	11 000	264 000	SALVADR	150 923	387 384	INDNSIA	56 368	70 366
FR GERM	121 969	175 704	HONDURA	1 131 068	1 666 211	PHIL R	112 528	110 293
SWITZLD	1 930 055	6 360 327	NICARAG	384 212	1 633 537	KOR REP	241 267	181 064
ITALY	6 842	62 194	C RICA	402 271	1 255 671	HG KONG	101 485	180 644
ISRAEL	90 406	82 801	BAHAMAS	200 613	273 997	JAPAN	838 520	519 905
INDIA	6 396 495	2 805 856	JAMAICA	273 276	214 350	AUSTRAL	123 064	136 256
SINGAPR	51 250	79 201	CAYMAN	36 022	97 623	SUDAN	150 000	127 500
KOR REP	187 758	639 436	HAITI	80 968	87 582	REP SAF	925 624	770 437
BR P IS	121 303	75 522	DOM REP	188 922	503 039	OTH CTY	329 303	347 495
REP SAF	1 546 485	1 074 602	LW WW I	189 915	162 870	TOTAL	9 369 990	7 564 134
OTH CTY	512 343	556 622	BARBADO	83 717	112 241	4863400 FUMIGANTS, UNMIXED, NSPF LB		
TOTAL	17 529 418	22 973 174	TRINID	284 711	167 187	CANADA	3 873 825	3 140 296
4862600 METHYL PARATHION LB			COLOMB	877 665	3 415 272	MEXICO	91 464	69 818
GUATMAL	1 646 574	1 833 872	VENEZ	639 541	1 533 220	VENEZ	177 095	87 089
SALVADR	449 287	532 565	ECUADOR	1 300 717	1 562 889	PERU	322 580	317 275
HONDURA	112 200	140 250	PERU	497 233	2 035 560	URUGUAY	120 559	112 860
NICARAG	2 905 000	2 652 603	CHILE	194 083	420 183	PHIL R	146 937	124 211
INDIA	390 776	423 546	BRAZIL	2 056 252	9 012 076	OTH CTY	265 889	230 649
CHINA T	258 378	287 188	URUGUAY	30 881	305 621	TOTAL	4 998 349	4 082 198
OTH CTY	241 645	230 491	ARGENT	822 499	1 931 540	4863900 PESTICIDES NSPF INCL RODENTICIDES AND INSECT ATTRACTANTS AND REPELLENTS LB		
TOTAL	6 903 860	6 100 515	U KING	1 660 238	15 048 862	CANADA	795 043	1 509 243
4862800 ORGANOPHOSPHORUS INSECTICIDES, UNMIXED, NSPF LB			NETHLS	482 444	5 373 028	MEXICO	63 408	117 101
CANADA	3 852 524	4 907 877	BELGIUM	1 335 647	3 742 194	GUATMAL	90 760	125 669
MEXICO	1 772 813	5 491 572	FRANCE	1 599 875	8 627 551	HONDURA	77 925	147 021
GUATMAL	1 836 232	5 246 454	FR GERM	4 800 747	20 300 304	C RICA	33 852	80 291
SALVADR	112 687	127 930	AUSTRIA	12 760	115 000	COLOMB	35 224	166 829
HONDURA	38 484	63 165	CZECHO	93 253	573 165	VENEZ	215 582	378 358
NICARAG	1 721 036	2 272 345	SWITZLD	1 626 226	2 272 316	ECUADOR	39 086	65 064
C RICA	218 848	253 868	SPAIN	114 051	708 071	CHILE	35 352	80 211
★ PANAMA	102 507	96 196	ITALY	189 167	158 605	BRAZIL	171 494	352 585
JAMAICA	2 104 800	1 921 214	YUGOSLV	145 692	778 000	ARGENT	82 897	87 552
HAITI	101 078	156 733	GREECE	650 377	916 916	U KING	58 594	78 111
DOM REP	217 457	296 241	ROMANIA	1 411 136	2 716 225	NETHLS	182 137	175 545
TRINID	63 744	129 161	BULGAR	37 650	292 500	FRANCE	21 786	66 357
COLOMB	1 578 955	2 666 847	TURKEY	112 240	576 000	FR GERM	43 364	188 822
VENEZ	882 105	2 035 506	SYRIA	314 589	311 406	SWITZLD	20 964	153 571
SURINAM	88 815	129 691	LEBANON	308 452	512 325	SPAIN	10 822	77 250
ECUADOR	596 219	636 313	ISRAEL	116 383	204 769	ITALY	38 661	104 544
PERU	87 716	126 631	JORDAN	90 795	176 353	S ARAB	29 180	79 136
BOLIVIA	108 914	126 506	S ARAB	558 415	531 609	PHIL R	156 429	508 353
CHILE	77 865	103 385	ARAB EM	24 494	105 394	JAPAN	110 893	189 725
BRAZIL	2 150 498	5 752 403	INDIA	740 860	3 838 464	AUSTRAL	27 227	63 748
PARAGUAY	270 340	189 114	SRI LKA	83 771	494 290	N ZEAL	44 322	156 139
URUGUAY	75 910	465 177	BURMA	793 656	1 238 277	NIGERIA	32 870	85 341
ARGENT	573 892	837 369	THAILND	973 932	4 051 712	REP SAF	78 486	80 796
DENMARK	639 426	2 148 207	MALAYSIA	112 366	616 280	OTH CTY	209 640	609 313
U KING	141 988	942 423	SINGAPR	40 824	183 353	TOTAL	2 675 998	5 726 675
NETHLS	2 441 210	6 559 949	INDNSIA	2 904 323	7 816 665	4865500 PESTICIDES, REPELLENTS, FUMIGANTS & RODENTICIDES, HOUSEHOLD & INDUSTRIAL LB		
BELGIUM	117 477	136 408	PHIL R	797 815	3 788 830	1 CANADA	1 303 348	2 278 326
FRANCE	220 883	547 223	CHINA M	4 272 047	15 837 670	MEXICO	58 389	156 177
FR GERM	1 399 693	5 748 460	KOR REP	856 794	3 500 253	GUATMAL	140 033	90 176
SWITZLD	2 891 969	7 832 640	HG KONG	80 649	699 640	PANAMA	84 896	122 448
SPAIN	723 163	1 406 653	CHINA T	911 652	4 271 168	BAHAMAS	64 259	145 959
PORTUGL	15 615	74 205	JAPAN	2 549 836	13 269 307	JAMAICA	66 853	88 989
ITALY	1 013 726	3 519 399	AUSTRAL	507 725	3 129 467	DOM REP	51 003	90 039
YUGOSLV	440 950	605 091	N ZEAL	75 069	138 700	LW WW I	35 074	68 627
GREECE	201 058	526 145	EGYPT	75 012	83 390	TRINID	42 707	97 290
TURKEY	136 500	418 200	CHNY I	125 180	316 964	N ANTILM	71 880	91 940
ISRAEL	115 500	130 515	CAMROON	569 979	481 566	VENEZ	118 798	215 995
S ARAB	31 582	163 836	IVY CST	130 238	416 770			
ARAB EM	11 030	83 964	NIGERIA	310 381	272 148			
INDIA	994 590	1 031 315	KENYA	516 882	1 644 450			
			REP SAF	2 114 966	6 751 597			
			ZAMBIA	28 393	99 700			

Table 1. Schedule B Commodity by Country—Domestic Merchandise—Continued

(See "Explanation of Statistics" for information on coverage, valuation, security restrictions, sampling procedures, sources of error in the data, OTH CTY (other countries), and other definitions and features of the export statistics. The figure preceding Canada is the number in the sample for Canada. "SC" at the end of the alphabetic commodity description identifies "Special Category" commodities.)

Schedule B Commodity number, description, and unit of quantity			Schedule B Commodity number, description, and unit of quantity			Schedule B Commodity number, description, and unit of quantity		
Country of destination	Net quantity	Value (Dollars)	Country of destination	Net quantity	Value (Dollars)	Country of destination	Net quantity	Value (Dollars)
SCHEDULE 4. CHEMICALS AND RELATED PRODUCTS—Continued								
SURINAM	77 765	66 712	ARGENT	606 132	1 755 985	4867200 FUNGICIDE PREPARATIONS CONTAINING DITHIOCARBAMIC ACID OR ITS SALTS		LB
Ecuador	44 829	83 717	U KING	747 794	494 117	CANADA	824 326	1 287 745
CHILE	199 171	318 108	NETHLD	963 160	1 813 479	GUATMAL	91 473	102 648
BRAZIL	68 269	176 373	FRANCE	548 560	895 040	HONDURA	2 212 346	4 184 066
ARGENT	114 145	235 908	FR GERM	134 385	388 329	C RICA	2 048 691	3 417 732
SWEDEN	20 131	73 768	AUSTRIA	47 197	227 828	PANAMA	2 149 657	3 284 784
U KING	126 358	243 713	HUNGARY	41 590	78 667	BAHAMAS	38 100	82 600
NETHLD	58 595	194 081	SWITZLD	50 222	123 477	DOM REP	64 020	78 625
BELGIUM	15 823	115 880	SPAIN	359 027	842 144	SURINAM	117 250	113 750
FRANCE	256 201	226 177	ITALY	164 570	688 095	BELGIUM	994 008	3 240 028
SWITZLD	409 354	4 379 758	YUGOSLV	46 552	100 552	THAILND	114 936	134 463
SPAIN	79 731	270 986	GREECE	241 934	322 945	INDNSIA	345 273	391 077
ITALY	261 562	359 312	TURKEY	374 702	435 587	PHIL R	207 716	242 297
ISRAEL	118 022	302 533	LEBANON	12 528	63 577	CHINA T	169 932	198 645
S ARAB	109 644	131 475	ISRAEL	40 358	117 717	JAPAN	720 206	1 163 615
ARAB EM	25 597	111 812	INDIA	344 292	1 109 669	AUSTRAL	173 722	167 919
THAILND	49 361	95 452	SRI LKA	60 873	180 450	N ZEAL	97 280	109 060
HG KONG	196 856	257 852	THAILND	1 051 276	2 613 064	OTH CTY	312 362	374 988
CHINA T	49 744	98 093	MALAYSIA	43 165	117 625	TOTAL	10 681 298	18 574 042
JAPAN	411 812	668 013	INDNSIA	360 742	899 427			
AUSTRAL	272 686	1 007 730	PHIL R	524 850	1 377 551	4867900 FUNGICIDE PREPARATIONS, NSPF		LB
N ZEAL	39 852	68 138	CHINA M	2 160 085	7 056 374	CANADA	5 899 361	6 503 823
T PAC I	50 433	131 331	NOR REP	79 470	182 074	MEXICO	334 143	738 345
GUINEA	101 908	61 124	CHINA T	98 179	359 916	GUATMAL	894 623	1 730 076
GHANA	129 895	290 098	JAPAN	22 000	64 800	HONDURA	1 751 765	3 121 785
NIGERIA	108 343	153 452	AUSTRAL	75 171	250 033	NICARAG	371 395	1 042 927
REP SAF	22 886	79 847	N ZEAL	21 500	144 700	C RICA	1 139 269	2 050 943
OTH CTY	446 534	886 068	TUNISIA	96 677	261 878	PANAMA	101 537	237 492
TOTAL	5 902 747	14 533 477	SUDAN	661 446	522 362	BAHAMAS	38 387	102 403
			NY CST	121 030	395 895	JAMAICA	241 127	549 442
4866200 CHLORINATED HYDROCARBON PREPARATIONS (INCL DDT PREPARATIONS)		LB	KENYA	14 909	102 782	DOM REP	99 190	193 024
CANADA	861 097	2 704 220	REP SAF	784 107	1 950 819	LW WW I	68 516	450 805
MEXICO	118 995	152 438	ZIMBABWE	15 000	103 421	TRINID	73 680	79 553
HONDURA	120 756	223 550	OTH CTY	232 329	452 471	F W IND	65 097	307 567
NICARAG	50 000	83 216	TOTAL	17 514 519	39 858 340	COLOMB	1 055 369	3 353 076
C RICA	102 266	200 322				VENEZ	256 245	859 373
JAMAICA	134 466	246 525	4866900 INSECTICIDE PREPARATIONS, NSPF		LB	Ecuador	287 973	405 489
DOM REP	344 671	286 871	CANADA	3 253 961	5 955 174	PERU	430 011	544 375
TRINID	42 293	76 306	MEXICO	234 889	1 101 663	CHILE	322 220	518 334
PERU	77 380	145 377	GUATMAL	2 734 234	4 418 887	BRAZIL	356 933	643 601
CHILE	126 534	104 056	HONDURA	1 374 873	1 295 868	URUGUAY	298 235	875 365
BRAZIL	88 800	224 181	NICARAG	334 043	376 425	ARGENT	492 312	1 726 272
NORWAY	36 170	72 460	C RICA	2 596 460	3 410 770	SWEDEN	82 104	89 076
U KING	54 180	139 060	*PANAMA	435 227	474 576	U KING	429 166	717 392
NETHLD	195 574	454 964	BAHAMAS	24 756	126 209	NETHLD	140 061	231 914
BELGIUM	233 955	696 332	JAMAICA	454 978	581 548	BELGIUM	1 120 116	2 630 517
ITALY	52 543	186 768	DOM REP	129 581	277 364	FRANCE	280 213	765 309
ISRAEL	72 190	129 601	LW WW I	32 993	68 240	FR GERM	129 232	84 812
INDIA	1 107 759	665 992	TRINID	75 205	144 447	SPAIN	27 677	68 876
PAKISTN	28 300	113 012	F W IND	332 642	164 529	PORTUGL	52 255	103 661
INDNSIA	3 550 883	2 221 617	COLOMB	811 149	839 241	ITALY	33 634	109 041
JAPAN	699 600	1 287 263	VENEZ	302 149	695 793	GREECE	493 721	726 576
AUSTRAL	94 200	229 948	Ecuador	973 863	1 204 317	LEBANON	13 743	72 438
N ZEAL	27 977	64 778	PERU	346 000	557 338	ISRAEL	80 869	144 097
NIGERIA	110 250	86 892	CHILE	292 768	613 628	JORDAN	21 709	97 653
REP SAF	110 880	288 009	BRAZIL	2 343 974	4 018 716	PAKISTN	74 012	149 220
OTH CTY	667 283	714 212	ARGENT	271 678	848 806	SRI LKA	31 707	78 347
TOTAL	9 109 002	11 797 970	NETHLD	1 001 819	1 139 114	THAILND	456 866	778 115
			BELGIUM	2 539 214	3 577 975	MALAYSIA	56 237	156 743
4866400 METHYL PARATHION PREPARATIONS		LB	FRANCE	1 008 964	2 556 068	SINGAPR	181 205	231 878
CANADA	447 063	430 932	FR GERM	1 341 223	3 076 253	INDNSIA	83 941	80 127
INDIA	65 685	152 061	SWITZLD	317 780	830 758	BRUNEI	148 500	415 800
ETHIOP	289 852	267 834	SPAIN	22 500	83 801	PHIL R	824 837	1 488 240
OTH CTY	90 462	130 523	ITALY	337 855	544 364	NOR REP	480 240	1 717 180
TOTAL	893 062	981 350	TURKEY	385 800	481 093	CHINA T	335 512	879 633
			SYRIA	33 069	67 290	JAPAN	3 296 198	15 595 827
4866600 ORGANOPHOSPHORUS-CONTAINING PREPARATIONS, NSPF		LB	LEBANON	126 822	310 854	AUSTRAL	682 647	2 279 434
CANADA	2 194 783	4 918 362	ISRAEL	582 805	1 024 534	N ZEAL	224 326	765 587
MEXICO	255 136	616 231	INDIA	65 800	303 996	LIBYA	49 778	68 870
GUATMAL	118 753	341 613	PAKISTN	76 062	131 948	EGYPT	244 250	177 617
SALVADR	56 240	175 421	BURMA	529 104	825 518	NIGERIA	93 843	97 998
HONDURA	144 541	122 072	THAILND	203 406	630 382	LIBERIA	21 679	81 716
NICARAG	637 338	1 229 630	SINGAPR	58 587	142 172	KENYA	665 852	1 837 925
C RICA	191 504	204 538	INDNSIA	224 230	353 774	REP SAF	475 354	1 321 335
CUBA	661 380	331 000	CHINA M	5 950 427	2 113 092	OTH CTY	307 917	521 855
JAMAICA	121 686	234 340	HG KONG	28 109	245 923	TOTAL	26 216 809	60 598 879
DOM REP	120 387	154 998	CHINA T	153 077	765 463			
TRINID	20 530	100 942	JAPAN	230 046	667 388	4868200 HERBICIDE PREPARATIONS CONTAINING ACETIC ACID (2,4-D) OR ITS SALTS OR ESTERS		LB
COLOMB	219 580	662 638	AUSTRAL	112 449	219 086	CANADA	771 693	957 253
VENEZ	313 146	810 940	EGYPT	1 094 867	340 683	GUATMAL	77 249	78 390
SURINAM	102 060	217 998	SUDAN	361 780	721 324	C RICA	176 022	264 329
Ecuador	283 992	719 431	NY CST	170 450	480 673	*PANAMA	87 817	118 609
PERU	87 827	293 618	KENYA	132 310	239 796	DOM REP	191 246	306 676
BOLIVIA	91 065	239 401	REP SAF	1 090 980	1 858 343	BARBADO	50 600	82 304
CHILE	501 353	1 074 055	ZIMBABWE	79 366	137 303	Ecuador	197 305	236 335
BRAZIL	220 241	842 458	OTH CTY	405 134	710 969	ARGENT	64 466	82 361
URUGUAY	27 165	70 804	TOTAL	36 019 458	51 753 476			

Table 1. Schedule B Commodity by Country—Domestic Merchandise—Continued

(See "Explanation of Statistics" for information on coverage, valuation, security restrictions, sampling procedures, sources of error in the data, OTH CTY (other countries), and other definitions and features of the export statistics. The figure preceding Canada is the number in the sample for Canada. "SC" at the end of the alphabetic commodity description identifies "Special Category" commodities)

Schedule B Commodity number, description, and unit of quantity			Schedule B Commodity number, description, and unit of quantity			Schedule B Commodity number, description, and unit of quantity		
Country of destination	Net quantity	Value (Dollars)	Country of destination	Net quantity	Value (Dollars)	Country of destination	Net quantity	Value (Dollars)
SCHEDULE 4. CHEMICALS AND RELATED PRODUCTS—Continued								
SWITZLD	107 700	202 041	MEXICO	1 250 324	2 239 995	4871000 PHOTOGRAPHIC CHEMICALS AND PREPARATIONS, NSPF		
MALAYSIA	212 997	253 061	GUATMAL	89 895	178 341	1 CANADA	16 300 641	21 069 732
MOZAMBQ	222 750	185 300	SALVADR	42 555	227 565	MEXICO	695 692	1 306 129
REP SAF	421 825	291 688	HONDURA	1 429 188	1 284 238	GUATMAL	174 720	187 659
OTH CTY	291 748	347 354	NICARAG	848 918	670 164	HONDURA	81 491	72 848
TOTAL	2 873 418	3 405 701	C RICA	900 087	629 848	C RICA	68 442	69 248
4868400 HERBICIDE PREPARATIONS CONTAINING METHANEARSONIC ACID OR ITS SALTS			* PANAMA	68 111	105 322	PANAMA	863 434	874 072
GUATMAL	150 786	139 395	JAMAICA	128 150	120 034	DOM REP	118 644	140 146
HONDURA	59 525	63 034	DOM REP	188 308	292 501	COLOMB	1 082 970	919 647
BARBADO	88 762	76 904	LW WW I	43 935	66 866	VENEZ	2 525 543	2 129 099
VENEZ	307 230	466 642	TRINID	62 447	92 870	ECUADOR	89 209	77 842
ARGENT	75 249	89 063	COLOMB	123 658	400 095	PERU	473 276	421 161
SWITZLD	62 370	64 646	VENEZ	552 960	538 314	CHILE	864 955	805 130
JORDAN	32 692	97 811	ECUADOR	411 969	552 269	BRAZIL	577 371	967 562
AUSTRAL	77 669	172 872	PERU	184 238	810 772	URUGUAY	134 411	166 518
CAMROON	115 078	114 076	CHILE	154 617	254 048	ARGENT	1 886 324	1 988 124
IVY CST	163 086	154 237	BRAZIL	1 536 219	5 651 488	SWEDEN	2 138 705	1 844 738
LIBERIA	73 041	77 688	ARGENT	512 534	829 621	NORWAY	798 472	664 227
REP SAF	151 468	164 232	SWEDEN	24 253	74 434	FINLAND	830 500	639 883
OTH CTY	297 047	274 772	NORWAY	73 830	767 898	DENMARK	732 095	608 379
TOTAL	1 654 003	1 955 372	U KING	36 457	128 701	NETHLD	4 653 512	6 623 502
4868900 HERBICIDE PREPARATIONS, NSPF			NETHLD	973 485	1 110 411	NETHLD	1 532 686	1 445 922
CANADA	45 460 914	63 604 705	BELGIUM	719 457	3 209 910	BELGIUM	1 475 393	1 174 176
MEXICO	900 310	3 421 739	FRANCE	49 980	67 333	FRANCE	1 530 642	3 225 473
GUATMAL	857 664	1 667 962	FR GERM	52 087	96 248	FR GERM	6 112 281	6 761 491
BELIZE	61 997	216 163	SWITZLD	33 794	1 192 908	AUSTRIA	446 967	322 702
SALVADR	62 953	232 192	ITALY	137 456	73 593	SWITZLD	1 664 056	1 433 282
HONDURA	220 078	412 405	LEBANON	40 206	151 508	USSR	111 863	134 893
NICARAG	178 431	523 711	ISRAEL	30 321	155 036	SPAIN	822 880	578 684
C RICA	151 166	424 927	QATAR	10 252	160 656	ITALY	2 259 159	1 789 326
* PANAMA	469 270	831 778	PAKISTN	404 044	113 404	GREECE	467 118	369 837
JAMAICA	356 753	366 248	BURMA	37 800	113 022	TURKEY	241 149	364 498
HAITI	31 662	74 868	THAILND	378 954	1 085 450	ISRAEL	334 682	391 601
DOM REP	969 644	772 525	MALAYSIA	25 170	99 674	S ARAB	346 360	346 032
BARBADO	44 485	238 842	SINGAPR	15 937	60 197	ARAB EM	3 152 400	3 013 860
TRINID	96 663	376 332	INDNSIA	22 983	172 704	INDIA	33 237	63 717
F W IND	32 437	191 401	PHIL R	87 794	287 464	THAILND	171 292	169 645
COLOMB	1 789 434	5 813 114	CHINA M	37 363	159 474	SINGAPR	935 757	808 236
VENEZ	2 007 796	5 800 064	KOR REP	53 705	123 069	INDNSIA	142 451	152 142
SURINAM	75 725	87 276	HG KONG	260 130	111 980	PHIL R	242 184	236 639
ECUADOR	902 809	1 361 473	CHINA T	245 566	351 037	KOR REP	189 582	260 311
PERU	286 972	395 245	JAPAN	2 133 756	16 029 480	HG KONG	2 183 734	2 104 625
BOLIVIA	246 616	413 544	AUSTRAL	638 723	1 051 450	CHINA T	198 096	236 643
CHILE	332 623	779 228	N ZEAL	112 835	88 345	JAPAN	16 113 111	13 979 245
BRAZIL	7 909 727	22 629 659	CAMROON	701 518	364 250	AUSTRAL	2 082 668	3 062 317
URUGUAY	138 238	617 566	REP SAF	299 257	1 866 746	N ZEAL	396 005	355 421
ARGENT	1 388 447	5 986 027	OTH CTY	495 589	694 050	LIBYA	216 078	210 515
U KING	379 130	726 537	TOTAL	20 664 515	50 427 824	EGYPT	263 346	325 566
NETHLD	1 487 029	4 750 328	4870500 CYCLIC ORGANIC CHEMICAL COMPOUNDS, PHOTOGRAPHIC			NIGERIA	89 093	2 030 285
BELGIUM	24 582 696	54 675 117	CANADA	1 677 330	9 205 401	KENYA	195 724	208 223
FRANCE	2 533 781	5 639 092	MEXICO	111 005	1 697 963	REP SAF	2 004 545	1 563 942
FR GERM	943 526	4 674 835	PANAMA	37 722	78 267	OTH CTY	795 310	790 054
HUNGARY	36 350	89 117	JAMAICA	63 393	72 210	TOTAL	81 830 256	89 484 949
SWITZLD	1 062 409	2 203 066	DOM REP	193 580	141 567	4871510 ADIPIC ACID ESTERS OF MONOHYDRIC ALCOHOLS		
POLAND	458 750	533 700	TRINID	101 378	95 074	BRAZIL	666 184	229 644
USSR	1 558 292	3 004 496	COLOMB	124 362	126 104	JAPAN	1 262 572	1 140 070
SPAIN	281 870	726 937	VENEZ	443 382	410 352	OTH CTY	127 142	144 204
ITALY	1 074 889	3 630 164	PERU	29 000	86 435	TOTAL	2 055 898	1 513 918
YUGOSLV	154 432	541 880	CHILE	112 080	106 903	4871530 COMPLEX LINEAR POLYESTERS OF DIBASIC ACIDS AND POLYHYDRIC ALCOHOLS		
GREECE	400 540	951 769	BRAZIL	250 115	4 898 703	CANADA	346 702	483 587
TURKEY	243 168	357 694	ARGENT	786 951	497 055	COLOMB	120 119	185 735
ISRAEL	300 182	1 579 021	SWEDEN	12 647	216 164	PERU	39 894	61 116
INDIA	84 700	68 972	NORWAY	85 690	71 361	U KING	164 471	225 918
THAILND	575 693	1 126 335	FINLAND	103 181	96 919	NETHLD	106 636	150 409
MALAYSIA	108 385	239 685	U KING	635 582	5 299 382	BELGIUM	124 867	143 158
SINGAPR	5 624 707	24 210 261	NETHLD	178 364	1 397 277	FRANCE	93 019	138 339
INDNSIA	17 250	220 585	BELGIUM	744 962	1 771 927	FR GERM	138 771	163 902
PHIL R	338 064	807 521	FRANCE	339 368	3 916 023	SPAIN	155 900	185 377
CHINA M	2 405 190	3 242 719	FR GERM	232 197	680 932	ITALY	73 216	125 212
KOR REP	6 343 444	6 637 720	AUSTRIA	10 350	113 958	IRAQ	124 990	164 385
HG KONG	2 565 019	3 937 903	SWITZLD	342 493	2 844 517	PHIL R	51 555	84 208
CHINA T	247 094	517 233	SPAIN	7 333	152 997	CHINA T	123 449	113 394
JAPAN	6 139 979	23 004 660	ITALY	53 957	269 997	JAPAN	93 100	194 759
AUSTRAL	2 071 892	9 079 449	ARAB EM	7 994	82 302	AUSTRAL	64 675	71 287
N ZEAL	1 647 157	5 423 416	THAILND	37 696	70 365	REP SAF	67 046	108 203
ALGERIA	123 910	367 499	SINGAPR	71 517	152 238	OTH CTY	246 747	315 248
EGYPT	48 903	125 280	INDNSIA	155 403	195 089	TOTAL	2 135 157	2 914 237
CAMROON	15 505	72 616	KOR REP	158 007	151 948	4871550 EPOXIDIZED ESTERS		
ANGOLA	80 784	135 828	HG KONG	238 840	550 751	CANADA	606 644	349 352
REP SAF	1 702 205	3 552 228	CHINA T	467 444	382 371	PERU	45 193	270 112
OTH CTY	172 291	272 983	JAPAN	193 942	716 329	U KING	135 707	108 533
TOTAL	130 782 030	284 365 640	AUSTRAL	651 856	6 119 173	NETHLD	278 755	227 504
4869500 PESTICIDE PREPARATIONS, NSPF INCL FUMIGANTS, PLANT GROWTH REGULATORS, ETC			N ZEAL	121 366	157 565	FRANCE	201 737	189 695
CANADA	4 003 700	5 825 001	REP SAF	41 745	173 634	OTH CTY	278 755	201 737
			OTH CTY	69 934	207 193	TOTAL	1 268 036	1 145 196
			TOTAL	9 343 693	40 418 692			

1 U.S. Census Bureau
2 U.S. Foreign Trade Report

FT446/Annual 1985

3

U.S. EXPORTS



Schedule B Commodity by Country



BUREAU OF THE CENSUS
John G. Keane, Director
C. L. Kincannon, Deputy Director
Charles A. Waite, Associate Director
for Economic Fields

FOREIGN TRADE DIVISION
Don L. Adams, Chief

SUGGESTED BRIEF CITATION

U.S. Bureau of the Census, *U.S. Exports/Schedule B Commodity
by Country*, Report FT 446, Annual 1985
U.S. Government Printing Office, Washington, D.C. 1986

For sale by the Superintendent of Documents, U.S. Government Printing Office, Washington, D.C. 20402. Postage stamps not acceptable; currency submitted at sender's risk. Remittances from foreign countries must be by international money order or by draft on a U.S. bank. Price \$14.00

Table 1. Schedule B Commodity by Country—Domestic Merchandise—Continued

(See "Explanation of Statistics" for information on coverage, valuation, security restrictions, sampling procedures, sources of error in the data, OTH CTY (other countries), and other definitions and features of the export statistics. The figure preceding Canada is the number in the sample for Canada. "SC" at the end of the alphabetic commodity description identifies "Special Category" commodities)

Schedule B Commodity number, description, and unit of quantity			Schedule B Commodity number, description, and unit of quantity			Schedule B Commodity number, description, and unit of quantity		
Country of destination	Net quantity	Value (Dollars)	Country of destination	Net quantity	Value (Dollars)	Country of destination	Net quantity	Value (Dollars)
SCHEDULE 4. CHEMICALS AND RELATED PRODUCTS—Continued								
EGYPT.....	310 144	1 193 472	COLOMB.....	7 941	91 130	4860200 DITHIOCARBAMIC ACID AND SALTS		LB
OTH CTY.....	749 270	350 397	VENEZ.....	7 535	205 789	CANADA.....	2 333 422	2 626 203
TOTAL.....	2 605 044	1 730 438	NORWAY.....	8 571	272 595	NICARAG.....	82 680	106 880
4809500 OTHER FERTILIZERS, INCLUDING CRUDE PHOSPHATES, NSPF		STN	U KING.....	5 454	549 852	ITALY.....	36 000	183 060
CANADA.....	1 543 755	52 427 185	NETHLDS.....	10 022	70 702	OTH CTY.....	241 785	230 575
MEXCO.....	56 649	1 690 657	FRANCE.....	14 208	380 515	TOTAL.....	2 693 887	3 146 718
GUATMAL.....	3 542	750 725	FR GERM.....	42 872	766 871	4860400 PENTACHLOROPHENOL		LB
SALVADR.....	7 712	1 343 379	SWITZLD.....	11 913	197 350	CANADA.....	2 241 692	1 188 569
C RICA.....	2 579	169 087	ITALY.....	8 561	185 688	MEXCO.....	330 602	165 248
BERMUDA.....	285	74 139	SYRIA.....	13 944	91 460	OTH CTY.....	189 205	146 712
BAHAMAS.....	729	187 395	ARAB EM.....	3 056	144 727	TOTAL.....	2 761 499	1 500 529
TRINID.....	65	63 185	PAKISTN.....	49 060	1 585 743	4860900 FUNGICIDES, UNMIXED, NSPF		LB
COLOMB.....	31 895	1 267 190	THAILND.....	5 765	126 379	CANADA.....	1 398 740	3 886 885
VENEZ.....	662	251 340	MALAYSIA.....	44 623	267 520	MEXCO.....	625 277	2 219 106
ECUADOR.....	14	85 680	SINGAPR.....	121 265	1 054 628	GUATMAL.....	558 319	782 105
CHILE.....	9 086	274 814	CHINA M.....	14 258	785 690	HONDURA.....	48 522	104 074
BRAZIL.....	8 467	261 180	JAPAN.....	25 299	395 703	C RICA.....	130 026	457 637
SWEDEN.....	91 096	2 584 756	AUSTRAL.....	212 181	1 201 228	PANAMA.....	56 498	81 615
FINLAND.....	87 395	2 703 262	EGYPT.....	15 019	260 680	DOM REP.....	139 397	174 064
NETHLDS.....	388 040	10 744 190	GABON.....	19 535	173 458	COLOMB.....	275 137	1 796 802
BELGIUM.....	348 483	9 594 899	ANGOLA.....	4 149	96 859	VENEZ.....	198 142	540 289
FRANCE.....	408 142	13 012 371	OTH CTY.....	60 350	557 502	PERU.....	132 750	99 824
FR GERM.....	392 184	11 481 704	TOTAL.....	1 112 858	11 723 004	CHILE.....	5 348 179	549 854
AUSTRIA.....	22 264	797 814	4853500 PROPELLANT POWDERS		LB	BRAZIL.....	1 829 803	7 082 858
SWITZLD.....	391	1 023 766	CANADA.....	1 200 717	6 042 761	PARAGUA.....	110 230	476 100
POLAND.....	313 808	8 672 050	MEXCO.....	940 230	2 647 090	URUGUAY.....	46 490	73 391
SPAIN.....	14	92 908	VENEZ.....	12 383	64 679	ARGENT.....	87 576	280 518
ITALY.....	55 169	1 618 944	U KING.....	39 313	469 159	SWEDEN.....	92 375	725 891
ROMANIA.....	106 097	4 071 917	FR GERM.....	11 388	62 019	U KING.....	1 876 411	5 641 310
INDIA.....	206 067	7 670 354	ITALY.....	51 200	154 424	NETHLDS.....	971 883	4 152 277
INDONESIA.....	36 378	1 190 275	ISRAEL.....	9 085	74 900	BELGIUM.....	3 177 257	13 411 625
KOR REP.....	937 976	24 694 257	KUWAIT.....	81 783	461 270	FRANCE.....	1 676 895	6 566 087
JAPAN.....	777 625	27 278 069	BAHRAIN.....	16 100	87 366	FR GERM.....	5 291 732	12 077 134
AUSTRAL.....	131 240	3 762 120	PHIL R.....	22 389	118 067	SWITZLD.....	739 131	4 528 143
N ZEAL.....	128 023	4 564 075	KOR REP.....	22 060	89 100	SPAIN.....	102 788	453 113
OTH CTY.....	448	319 121	CHINA T.....	25 700	64 875	ITALY.....	802 602	2 809 565
TOTAL.....	6 096 280	194 722 808	JAPAN.....	70 069	265 063	GREECE.....	51 061	64 244
4851000 DYNAMITE AND HIGH EXPLOSIVES, IN CARTRIDGES, STICKS, ETC, FOR BLASTING		LB	AUSTRAL.....	479 162	1 896 476	ROMANIA.....	114 000	666 000
GREENLD.....	137 000	135 657	N ZEAL.....	36 736	184 914	THAILND.....	183 576	245 561
CANADA.....	5 413 695	6 896 959	MOROC.....	334 503	924 850	MALAYSIA.....	28 953	175 344
MEXCO.....	832 798	2 120 349	SOMALIA.....	227 350	644 897	SINGAPR.....	22 417	61 465
GUATMAL.....	159 850	78 234	OTH CTY.....	10 376	12 214	INDONESIA.....	126 212	421 930
HONDURA.....	682 099	372 678	TOTAL.....	3 580 544	14 264 124	KOR REP.....	994 295	2 297 849
BARBADO.....	39 164	69 830	4854500 EXPLOSIVE SUBSTANCES, NSPF		LB	HG KONG.....	22 811	67 368
TRINID.....	190 340	540 864	CANADA.....	2 116 330	2 544 729	CHINA T.....	372 265	1 522 002
COLOMB.....	555 768	942 714	MEXCO.....	89 716	159 477	JAPAN.....	5 147 633	17 075 708
VENEZ.....	40 702	746 511	SALVADR.....	172 273	61 791	AUSTRAL.....	719 556	1 890 771
GUYANA.....	451 063	322 653	TRINID.....	41 055	425 648	N ZEAL.....	389 122	885 062
SURINAM.....	110 022	108 503	COLOMB.....	1 739 578	924 375	GHANA.....	143 299	195 418
PERU.....	22 054	148 657	VENEZ.....	77 630	1 345 877	KENYA.....	74 405	212 625
NORWAY.....	11 386	166 296	SURINAM.....	333 150	225 220	REP SAF.....	117 923	318 033
U KING.....	107 616	1 247 160	BOLIVIA.....	5 924	89 715	OTH CTY.....	228 101	280 170
NETHLDS.....	20 844	342 190	CHILE.....	34 018	153 976	TOTAL.....	34 451 829	95 349 817
FRANCE.....	13 831	152 691	BRAZIL.....	12 032	150 200	4861200 HERBICIDES, ACETIC ACID (2,4-D) AND ITS SALTS AND ESTERS		LB
FR GERM.....	16 206	133 848	ARGENT.....	8 791	231 043	CANADA.....	7 278 889	4 662 214
SPAIN.....	8 928	108 819	NORWAY.....	45 177	238 246	SALVADR.....	112 762	63 393
ITALY.....	3 775	102 525	U KING.....	198 373	1 057 316	COLOMB.....	3 237 810	1 934 447
YUGOSLV.....	7 424	163 718	NETHLDS.....	35 613	289 189	U KING.....	597 000	525 782
TURKEY.....	155 488	208 472	FRANCE.....	102 800	580 501	OTH CTY.....	115 763	61 685
IRAN.....	4 140	102 627	FR GERM.....	78 795	551 968	TOTAL.....	11 342 224	7 247 521
ISRAEL.....	1 296 288	666 278	SPAIN.....	317 019	480 955	4861400 PLANT GROWTH REGULATORS		LB
S ARAB.....	201 424	208 181	ITALY.....	314 790	473 594	CANADA.....	1 653 144	6 308 388
QATAR.....	169 700	195 405	GREECE.....	18 559	214 015	MEXCO.....	278 472	2 482 889
INDIA.....	9 168	222 325	ISRAEL.....	420 038	626 687	GUATMAL.....	90 449	138 330
SRI LKA.....	467 500	183 260	ARAB EM.....	21 535	330 173	HONDURA.....	60 052	193 836
THAILND.....	106 456	138 844	INDIA.....	18 818	180 367	C RICA.....	32 049	98 561
SINGAPR.....	134 940	944 736	PAKISTN.....	70 025	140 845	* PANAMA.....	161 284	193 429
INDONESIA.....	22 800	151 930	THAILND.....	15 542	179 591	DOM REP.....	87 737	81 329
CHINA M.....	37 996	747 029	MALAYSIA.....	21 835	261 983	TRINID.....	51 511	81 329
AUSTRAL.....	125 162	341 059	SINGAPR.....	77 304	867 105	COLOMB.....	547 179	7 659 378
N ZEAL.....	595 661	412 521	PHIL R.....	220 482	320 000	VENEZ.....	313 702	2 391 870
OPAC IS.....	102 744	76 292	KOR REP.....	34 637	357 412	ECUADOR.....	81 327	181 685
LIBYA.....	6 498	63 600	CHINA T.....	122 113	125 855	PERU.....	40 530	346 220
EGYPT.....	62 323	770 785	JAPAN.....	421 884	385 583	CHILE.....	208 953	1 109 530
CAMROO.....	122 332	455 825	AUSTRAL.....	209 333	524 266	BRAZIL.....	1 220 823	3 267 255
NIGERIA.....	231 876	235 533	N ZEAL.....	8 562	68 800	ARGENT.....	690 997	2 302 606
MADAGAS.....	78 995	85 781	MOROC.....	195 593	676 605	U KING.....	106 164	3 484 605
OTH CTY.....	402 546	572 768	TUNISIA.....	15 411	118 791	IRELAND.....	122 478	507 050
TOTAL.....	13 158 682	21 684 107	EGYPT.....	393 860	1 848 454	NETHLDS.....	3 424 668	21 197 824
4851500 AZIDES, FULMINATES, ETC, AS DETONATORS FOR HIGH EXPLOSIVES, ETC		LB	CAMROO.....	16 074	166 805	BELGIUM.....	97 237	501 859
CANADA.....	272 533	921 840	GABON.....	13 000	279 209	FRANCE.....	94 663	401 044
MEXCO.....	134 744	1 359 095	ANGOLA.....	22 818	268 074	FR GERM.....	554 923	3 179 843
			CO BRAZ.....	4 905	91 088			
			OTH CTY.....	670 592	660 864			
			TOTAL.....	8 735 984	18 676 392			

Table 1. Schedule B Commodity by Country—Domestic Merchandise—Continued

(See "Explanation of Statistics" for information on coverage, valuation, security restrictions, sampling procedures, sources of error in the data, OTH CTY (other countries), and other definitions and features of the export statistics. The figure preceding Canada is the number in the sample for Canada. "SC" at the end of the alphabetic commodity description identifies "Special Category" commodities)

Schedule B Commodity number, description, and unit of quantity			Schedule B Commodity number, description, and unit of quantity			Schedule B Commodity number, description, and unit of quantity		
Country of destination	Net quantity	Value (Dollars)	Country of destination	Net quantity	Value (Dollars)	Country of destination	Net quantity	Value (Dollars)
SCHEDULE 4. CHEMICALS AND RELATED PRODUCTS—Continued								
SWITZLD.....	516 520	1 571 344	IVY CST.....	20 291	60 152	NICARAG.....	123 003	1 034 306
SPAIN.....	193 203	392 665	REP SAF.....	77 216	205 613	C RICA.....	563 045	2 083 933
ITALY.....	3 770	90 000	OTH CTY.....	183 183	391 802	★ PANAMA.....	91 478	237 391
BULGAR.....	24 800	282 800	TOTAL.....	10 255 761	25 402 087	BAHAMAS.....	112 197	187 578
ISRAEL.....	3 561	74 891	4862505 POLYCHLORINATED INSECTICIDES, UNMIXED, NSPF			JAMAICA.....	131 747	242 175
THAILND.....	192 705	426 811	INCL DICHLOROPHENYL TRICHLOROETHANE DOT LB			CAYMAN.....	45 660	143 456
MALAYSIA.....	54 672	614 343	CANADA.....	245 563	394 713	DOM REP.....	44 073	336 500
INDONESIA.....	98 353	618 573	MEXICO.....	124 176	330 027	LW WW I.....	661 161	736 876
PHIL R.....	9 838	72 219	GUATMAL.....	48 164	87 562	TRINID.....	165 527	191 504
CHINA T.....	287 029	316 899	HONDURA.....	46 799	63 937	F W IND.....	177 120	100 800
JAPAN.....	672 179	1 198 865	C RICA.....	354 988	395 924	COLOMB.....	1 259 132	5 533 558
AUSTRAL.....	299 487	3 583 569	DOM REP.....	77 602	67 168	VENEZ.....	1 342 499	6 575 191
N ZEAL.....	196 829	2 487 640	NETHLS.....	76 967	62 236	ECUADOR.....	1 899 806	2 956 139
REP SAF.....	240 065	1 208 311	AUSTRAL.....	60 024	203 690	PERU.....	95 803	549 417
OTH CTY.....	232 146	448 886	OTH CTY.....	896 603	488 200	CHILE.....	217 677	1 103 450
TOTAL.....	12 896 499	69 502 923	TOTAL.....	1 930 886	2 093 457	BRAZIL.....	1 778 924	10 956 528
4861600 METHANEARSONIC ACID AND ITS SALTS LB			4862600 METHYL PARATHION LB			URUGUAY.....	43 024	111 091
COLOMB.....	421 922	427 424	SALVADR.....	2 035 528	2 431 290	ARGENT.....	223 665	1 815 544
VENEZ.....	357 942	204 179	NICARAG.....	1 051 600	1 240 888	U KING.....	3 078 286	39 740 861
BRAZIL.....	379 403	528 208	VENEZ.....	435 607	456 428	NETHLS.....	1 702 611	9 718 130
ARGENT.....	90 720	62 459	CHILE.....	92 400	99 097	BELGIUM.....	2 033 767	5 438 899
OTH CTY.....	74 331	106 167	FR GERM.....	554 400	554 400	FRANCE.....	1 837 108	1 715 887
TOTAL.....	1 324 318	1 328 437	ISRAEL.....	198 000	198 000	FR GERM.....	4 854 435	27 231 541
4861900 HERBICIDES, UNMIXED, INCL PLANT GROWTH REGULATORS, NSPF LB			PAKISTN.....	100 076	156 838	AUSTRIA.....	15 240	114 000
CANADA.....	12 379 785	14 550 761	CHINA T.....	178 200	170 522	CZECHO.....	259 234	924 291
MEXICO.....	1 132 327	4 605 616	OTH CTY.....	73 202	60 947	SWITZLD.....	181 648	428 561
GUATMAL.....	1 232 718	2 056 252	TOTAL.....	4 719 013	5 368 410	SPAIN.....	593 320	1 590 453
SALVADR.....	1 042 941	1 470 534	4862800 ORGANOPHOSPHORUS INSECTICIDES, UNMIXED, NSPF LB			ITALY.....	35 221	827 196
HONDURA.....	60 006	203 770	CANADA.....	3 760 742	6 186 568	YUGOSLV.....	129 297	708 900
C RICA.....	1 690 865	2 707 621	MEXICO.....	1 490 324	5 241 546	GREECE.....	401 342	1 327 222
★ PANAMA.....	1 055 073	1 347 271	GUATMAL.....	762 430	1 581 781	BULGAR.....	103 773	545 600
JAMAICA.....	197 210	210 626	SALVADR.....	561 270	1 199 156	TURKEY.....	71 600	737 194
DOM REP.....	789 326	933 077	HONDURA.....	373 762	642 592	SYRIA.....	13 228	85 000
COLOMB.....	809 123	2 318 632	NICARAG.....	176 000	228 800	IRAN.....	244 000	489 981
VENEZ.....	3 123 159	6 688 200	C RICA.....	398 181	846 523	ISRAEL.....	64 620	470 545
SURINAM.....	30 840	92 300	DOM REP.....	120 271	321 027	JORDAN.....	45 340	448 512
ECUADOR.....	1 942 859	3 095 227	COLOMB.....	1 125 417	2 886 346	S ARAB.....	168 852	582 672
CHILE.....	118 639	215 468	VENEZ.....	1 173 243	2 342 056	ARAB EM.....	45 203	412 079
BRAZIL.....	998 353	7 806 981	ECUADOR.....	535 587	1 184 205	OMAN.....	26 885	449 728
ARGENT.....	1 407 808	4 921 773	PERU.....	94 902	200 246	INDIA.....	481 447	2 156 662
U KING.....	317 506	1 864 735	CHILE.....	74 516	206 259	PAKISTN.....	234 995	613 808
NETHLS.....	3 134 376	16 566 426	BRAZIL.....	2 070 520	4 742 050	BNGLOSH.....	1 524 569	682 034
BELGIUM.....	773 167	2 655 870	ARGENT.....	489 221	579 941	THAILND.....	659 608	2 821 801
FRANCE.....	432 551	1 260 218	U KING.....	42 093	824 297	MALAYSIA.....	85 953	367 166
FR GERM.....	2 338 020	14 527 110	NETHLS.....	198 879	664 035	INDONESIA.....	2 767 788	10 612 273
AUSTRIA.....	1 416 219	12 629 604	BELGIUM.....	612 000	1 586 150	PHIL R.....	307 905	1 175 132
SWITZLD.....	37 486 043	51 886 617	FRANCE.....	456 161	1 728 953	CHINA M.....	700 739	3 733 299
SPAIN.....	867 512	3 794 110	FR GERM.....	3 861 434	9 239 397	KOR REP.....	578 514	3 284 181
ITALY.....	427 577	2 074 975	HUNGARY.....	886 429	1 542 227	HG KONG.....	383 938	1 240 178
BULGAR.....	317 923	1 645 054	SWITZLD.....	6 991 147	16 077 903	CHINA T.....	1 449 163	8 148 536
S ARAB.....	173 070	667 416	SPAIN.....	71 394	250 592	JAPAN.....	2 121 003	11 329 558
INDIA.....	837 496	5 773 900	PORTUGL.....	11 996	78 865	AUSTRAL.....	885 864	2 218 699
PAKISTN.....	2 204 561	414 988	ITALY.....	478 725	1 713 307	N ZEAL.....	56 970	248 344
SRI LKA.....	334 021	335 558	YUGOSLV.....	341 775	542 049	MOROC.....	999 463	542 590
THAILND.....	1 410 344	5 447 261	GREECE.....	158 541	503 097	EGYPT.....	636 291	138 433
MALAYSIA.....	5 581 596	21 448 160	TURKEY.....	14 160	77 400	SENEGAL.....	23 195	177 398
INDONESIA.....	25 452	130 803	IRAN.....	70 800	240 000	GHANA.....	101 399	81 090
CHINA M.....	391 100	591 926	ISRAEL.....	179 875	248 118	TOGO.....	28 845	95 737
KOR REP.....	32 527	295 905	KUWAIT.....	13 304	69 097	NIGERIA.....	137 312	112 621
CHINA T.....	1 343 942	5 092 684	S ARAB.....	108 827	660 899	CHAD.....	6 500	172 459
JAPAN.....	645 726	2 317 898	ARAB EM.....	21 240	94 750	U VOLTA.....	31 027	320 974
AUSTRAL.....	2 286 956	5 863 619	PAKISTN.....	210 293	277 825	SOMALIA.....	110 250	150 000
N ZEAL.....	51 265	282 798	THAILND.....	202 694	313 580	ETHIOP.....	9 600	224 612
NGERIA.....	252 686	685 249	MALAYSIA.....	88 320	243 395	KENYA.....	562 220	1 982 383
MAURIT.....	34 946	484 950	SINGAPR.....	2 149 883	9 432 980	REP SAF.....	1 273 679	2 929 064
REP SAF.....	297 171	857 677	INDNSIA.....	170 592	701 991	ZMABWVE.....	34 100	123 101
OTH CTY.....	138 697	284 609	PHIL R.....	322 622	137 534	OTH CTY.....	386 909	599 612
TOTAL.....	91 563 482	213 104 229	CHINA M.....	418 087	1 982 064	TOTAL.....	47 120 885	203 493 737
4862100 ALDRIN-TOXAPHENE GROUP OF INSECTICIDES LB			KOR REP.....	819 059	1 579 949	4863200 METHYLBROMIDE LB		
CANADA.....	2 703 855	5 800 495	HG KONG.....	129 220	480 876	CANADA.....	68 631	92 601
MEXICO.....	322 966	1 078 151	CHINA T.....	970 311	2 027 307	MEXICO.....	1 205 963	853 086
GUATMAL.....	41 716	132 586	JAPAN.....	3 354 378	15 724 146	GUATMAL.....	101 841	112 087
COLOMB.....	114 372	241 814	AUSTRAL.....	391 413	1 367 839	HONDURA.....	97 459	113 124
BRAZIL.....	216 194	391 714	N ZEAL.....	535 767	1 690 162	JAMAICA.....	78 500	69 640
ARGENT.....	442 355	930 416	EGYPT.....	30 261	310 163	VENEZ.....	169 284	167 167
U KING.....	39 278	122 016	REP SAF.....	5 484 840	3 146 738	CHILE.....	262 565	282 649
NETHLS.....	372 171	1 909 093	OTH CTY.....	273 856	512 360	BRAZIL.....	220 500	147 735
INDIA.....	105 933	197 854	TOTAL.....	43 276 762	104 459 141	ARGENT.....	110 592	109 170
THAILND.....	181 298	344 671	4862900 INSECTICIDES, UNMIXED, NSPF LB			BELGIUM.....	583 328	348 321
MALAYSIA.....	190 650	363 685	CANADA.....	1 401 149	3 685 516	SPAIN.....	219 320	110 495
PHIL R.....	85 340	144 117	MEXICO.....	2 730 753	10 809 656	GREECE.....	466 560	410 572
JAPAN.....	4 625 833	11 890 472	GUATMAL.....	629 521	2 586 765	JORDAN.....	93 312	91 287
AUSTRAL.....	502 254	1 058 968	SALVADR.....	558 259	1 618 655	THAILND.....	217 334	224 711
N ZEAL.....	30 856	138 468	HONDURA.....	341 406	423 361	PHIL R.....	67 260	84 275
						KOR REP.....	60 638	82 070
						JAPAN.....	790 758	666 908
						AUSTRAL.....	96 789	103 293

Table 1. Schedule B Commodity by Country—Domestic Merchandise—Continued

(See "Explanation of Statistics" for information on coverage, valuation, security restrictions, sampling procedures, sources of error in the data, OTH CTY (other countries), and other definitions and features of the export statistics. The figure preceding Canada is the number in the sample for Canada. "SC" at the end of the alphabetic commodity description identifies "Special Category" commodities)

Schedule B Commodity number, description, and unit of quantity			Schedule B Commodity number, description, and unit of quantity			Schedule B Commodity number, description, and unit of quantity		
Country of destination	Net quantity	Value (Dollars)	Country of destination	Net quantity	Value (Dollars)	Country of destination	Net quantity	Value (Dollars)
SCHEDULE 4. CHEMICALS AND RELATED PRODUCTS—Continued								
SUDAN.....	132 277	128 400	VENEZ.....	66 578	209 666	OTH CTY.....	225 692	590 117
REP SAF.....	267 552	270 305	ECUADOR.....	286 413	335 188	TOTAL.....	40 135 064	99 707 823
MALAWI.....	92 592	92 000	CHILE.....	646 464	1 189 274	4867200 FUNGICIDE PREPARATIONS CONTAINING DITHIOCARBAMIC ACID OR ITS SALTS LB		
OTH CTY.....	465 351	434 814	BRAZIL.....	267 329	1 406 809	CANADA.....	1 265 705	1 991 247
TOTAL.....	5 868 406	4 994 530	PARAGUA.....	25 435	65 657	MEXICO.....	115 049	169 111
4863400 FUMIGANTS, UNMIXED, NSPF LB			URUGUAY.....	23 814	77 024	SALVADR.....	71 697	93 748
CANADA.....	4 336 527	2 812 309	ARGENT.....	201 149	398 096	HONDURA.....	2 537 001	3 555 299
MEXICO.....	128 641	93 126	DENMARK.....	33 837	115 978	NICARAG.....	110 607	176 908
DOM REP.....	255 339	180 982	U KING.....	414 638	298 917	C RICA.....	866 717	1 169 234
NETHLS.....	111 333	324 654	NETHLDS.....	88 894	1 013 673	PANAMA.....	2 373 561	3 496 440
PHIL R.....	381 408	210 874	BELGIUM.....	238 314	328 489	VENEZ.....	247 000	175 000
HG KONG.....	547 503	268 890	FRANCE.....	4 903 876	11 082 098	SURINAM.....	95 481	144 148
JAPAN.....	10 442 131	5 856 698	FR GERM.....	424 360	2 298 636	MALAYSIA.....	120 050	107 050
AUSTRAL.....	106 571	60 686	SWITZLD.....	602 444	1 298 955	INDNSIA.....	441 605	525 200
OTH CTY.....	65 882	59 519	SPAIN.....	109 863	435 669	PHIL R.....	88 751	89 664
TOTAL.....	16 375 335	9 867 738	ITALY.....	142 362	762 140	CHINA T.....	198 311	218 243
4863900 PESTICIDES NSPF INCL RODENTICIDES AND INSECT ATTRACTANTS AND REPELLENTS LB			GREECE.....	85 567	309 336	JAPAN.....	548 925	876 332
CANADA.....	457 872	1 028 525	LEBANON.....	23 166	74 947	AUSTRAL.....	99 216	79 205
MEXICO.....	208 707	614 369	ISRAEL.....	28 703	254 898	OTH CTY.....	284 745	361 958
SALVADR.....	124 832	124 298	PAKISTN.....	8 345 861	7 319 357	TOTAL.....	9 464 421	13 228 787
C RICA.....	44 778	71 661	SRI LKA.....	2 611 701	2 067 979	4867900 FUNGICIDE PREPARATIONS, NSPF LB		
COLOMB.....	1 152 196	1 982 810	THAILND.....	132 011	361 120	CANADA.....	9 279 081	11 031 132
VENEZ.....	65 632	315 452	MALAYSIA.....	28 659	177 650	MEXICO.....	1 165 422	2 773 182
BRAZIL.....	12 890	73 220	PHIL R.....	1 024 607	508 952	GUATMAL.....	828 177	1 482 966
U KING.....	123 829	604 858	KOR REP.....	142 472	321 985	SALVADR.....	129 733	391 385
BELGIUM.....	150 236	635 095	CHINA T.....	221 215	589 210	HONDURA.....	731 061	1 071 968
FR GERM.....	13 924	117 496	JAPAN.....	319 943	979 128	C RICA.....	1 327 553	2 783 978
S ARAB.....	8 000	172 329	AUSTRAL.....	194 622	369 669	PANAMA.....	75 030	365 722
PHIL R.....	93 827	441 551	N ZEAL.....	9 043	71 796	BAHAMAS.....	107 478	204 904
OTH CTY.....	228 074	580 249	IVY CST.....	164 802	251 213	JAMAICA.....	283 655	445 036
TOTAL.....	2 684 797	6 761 913	REP SAF.....	57 202	300 279	DOM REP.....	154 836	378 444
4865500 PESTICIDES, REPELLENTS, FUMIGANTS & RODENTICIDES, HOUSEHOLD & INDUSTRIAL LB			ZIMBABWE.....	31 977	218 835	LW WW I.....	59 606	348 338
CANADA.....	1 598 421	2 473 919	OTH CTY.....	327 094	373 644	TRINID.....	112 183	178 868
MEXICO.....	235 339	480 657	TOTAL.....	29 902 957	48 389 409	COLOMB.....	5 315 125	5 215 422
HONDURA.....	27 869	63 914	4866900 INSECTICIDE PREPARATIONS, NSPF LB			VENEZ.....	357 813	1 221 405
JAMAICA.....	9 922	70 269	CANADA.....	7 544 530	15 906 448	ECUADOR.....	285 813	800 249
TRINID.....	27 191	100 455	MEXICO.....	708 758	4 267 673	PERU.....	119 398	213 385
VENEZ.....	20 726	61 019	GUATMAL.....	1 833 846	3 294 631	CHILE.....	1 035 061	1 627 727
ECUADOR.....	232 884	235 028	SALVADR.....	236 226	1 059 590	BRAZIL.....	54 075	262 979
BRAZIL.....	67 269	100 783	HONDURA.....	116 634	227 402	URUGUAY.....	128 160	194 724
U KING.....	9 894	71 702	C RICA.....	2 546 147	4 656 394	ARGENT.....	229 700	598 435
NETHLS.....	102 934	140 844	BAHAMAS.....	38 799	103 733	U KING.....	1 233 191	731 021
SPAIN.....	13 465	66 863	JAMAICA.....	158 192	411 748	NETHLS.....	91 238	100 040
ITALY.....	626 530	243 164	DOM REP.....	157 447	349 979	BELGIUM.....	3 387 508	14 982 785
ISRAEL.....	32 474	88 849	LW WW I.....	18 302	67 171	FRANCE.....	41 293	201 675
KUWAIT.....	166 518	170 578	TRINID.....	88 473	112 170	FR GERM.....	325 037	200 207
HG KONG.....	283 882	316 436	COLOMB.....	757 191	2 228 589	HUNGARY.....	65 221	132 240
CHINA T.....	96 749	150 186	VENEZ.....	388 742	1 946 040	SPAIN.....	167 603	116 962
JAPAN.....	309 965	542 272	ECUADOR.....	800 537	1 562 682	ITALY.....	266 503	312 791
AUSTRAL.....	57 873	256 433	PERU.....	143 051	307 718	GREECE.....	565 787	693 686
GUINEA.....	83 433	105 219	BOLIVIA.....	41 750	106 051	ISRAEL.....	125 738	145 468
OTH CTY.....	520 782	1 065 356	CHILE.....	157 097	359 878	BNGLSDH.....	110 230	71 090
TOTAL.....	4 524 120	6 803 946	BRAZIL.....	1 958 431	4 024 502	THAILND.....	409 459	654 240
4866200 CHLORINATED HYDROCARBON PREPARATIONS (INCL DDT PREPARATIONS) LB			PARAGUA.....	72 967	198 608	MALAYSIA.....	148 135	409 630
CANADA.....	40 771	67 321	ARGENT.....	462 436	2 128 404	SINGAPR.....	68 945	181 727
MEXICO.....	178 410	243 056	U KING.....	58 432	394 560	INDNSIA.....	54 217	344 623
C RICA.....	47 280	67 610	NETHLS.....	508 356	1 510 400	PHIL R.....	423 387	742 563
BAHAMAS.....	60 554	69 851	BELGIUM.....	1 873 777	3 393 425	KOR REP.....	144 715	120 948
NETHLS.....	29 881	99 432	FRANCE.....	933 137	3 042 310	CHINA T.....	373 263	671 887
BELGIUM.....	109 253	109 158	FR GERM.....	2 229 734	6 363 660	JAPAN.....	1 172 811	9 664 137
OTH CTY.....	201 890	438 235	CZECHO.....	34 480	109 480	AUSTRAL.....	967 612	1 198 077
TOTAL.....	668 039	1 094 663	HUNGARY.....	19 361	97 145	N ZEAL.....	328 757	1 025 481
4866400 METHYL PARATHION PREPARATIONS LB			SWITZLD.....	634 300	1 163 902	CAMROON.....	101 162	76 560
CANADA.....	397 430	383 122	SPAIN.....	141 695	481 044	NIGERIA.....	71 127	69 058
BELGIUM.....	436 888	83 429	ITALY.....	2 375 649	7 437 300	LIBERIA.....	95 297	264 275
OTH CTY.....	85 998	56 967	YUGOSLV.....	378 873	1 314 796	KENYA.....	622 504	1 587 276
TOTAL.....	920 316	523 518	GREECE.....	202 374	1 006 502	TZANIA.....	2 619 536	2 572 720
4866600 ORGANOPHOSPHORUS-CONTAINING PREPARATIONS, NSPF LB			BULGAR.....	387 708	1 137 000	REP SAF.....	736 288	1 434 800
CANADA.....	5 160 056	8 852 536	TURKEY.....	3 309 104	7 253 750	OTH CTY.....	320 379	536 599
MEXICO.....	423 981	632 360	CYPRUS.....	63 876	139 781	TOTAL.....	36 815 903	70 832 815
GUATMAL.....	284 180	257 386	SYRIA.....	64 196	112 782	4868200 HERBICIDE PREPARATIONS CONTAINING ACETIC ACID (2,4-D) OR ITS SALTS OR ESTERS LB		
SALVADR.....	1 173 333	1 453 540	ISRAEL.....	463 762	960 886	CANADA.....	3 222 919	3 196 747
C RICA.....	239 087	378 064	INDIA.....	41 829	713 552	MEXICO.....	107 183	101 808
PANAMA.....	42 183	90 623	THAILND.....	138 776	508 306	SALVADR.....	27 890	114 311
JAMAICA.....	22 252	67 926	MALAYSIA.....	65 887	153 068	OTH CTY.....	159 630	230 638
HAITI.....	51 420	95 861	INDNSIA.....	575 373	947 007	TOTAL.....	3 517 622	3 643 504
DOM REP.....	200 945	153 596	PHIL R.....	50 001	125 673	4868400 HERBICIDE PREPARATIONS CONTAINING METHANEARSONIC ACID OR ITS SALTS LB		
COLOMB.....	81 105	541 250	CHINA M.....	501 189	1 274 394	BARBADO.....	77 389	110 872
			KOR REP.....	131 423	373 014	SWITZLD.....	161 300	159 585
			CHINA T.....	364 892	1 024 692	OTH CTY.....	261 497	199 452
			JAPAN.....	1 816 847	4 209 800	TOTAL.....	500 186	469 909
			AUSTRAL.....	217 319	859 799			
			MOROC.....	38 889	80 684			
			EGYPT.....	1 037 658	4 240 089			
			IVY CST.....	207 614	355 019			
			REP SAF.....	2 813 305	5 014 475			

Table 1. Schedule B Commodity by Country—Domestic Merchandise—Continued


(See "Explanation of Statistics" for information on coverage, valuation, security restrictions, sampling procedures, sources of error in the data, OTH CTY (other countries), and other definitions and features of the export statistics. The figure preceding Canada is the number in the sample for Canada. "SC" at the end of the alphabetic commodity description identifies "Special Category" commodities)

Schedule B Commodity number, description, and unit of quantity			Schedule B Commodity number, description, and unit of quantity			Schedule B Commodity number, description, and unit of quantity		
Country of destination	Net quantity	Value (Dollars)	Country of destination	Net quantity	Value (Dollars)	Country of destination	Net quantity	Value (Dollars)
SCHEDULE 4. CHEMICALS AND RELATED PRODUCTS—Continued								
4868900 HERBICIDE PREPARATIONS, NSPF		LB	THAILND.....	360 360	1 946 855	OTH CTY.....	604 357	684 570
CANADA.....	55 375 900	70 902 934	SINGAPR.....	40 717	90 793	TOTAL.....	58 514 095	87 337 048
MEXICO.....	1 086 563	6 393 250	KOR REP.....	45 361	82 200	4871510 ADIPIC ACID ESTERS OF MONOHYDRIC ALCOHOLS		LB
GUATMAL.....	526 758	1 590 222	JAPAN.....	1 200 205	13 636 481	CANADA.....	97 520	79 933
BELIZE.....	35 577	101 891	AUSTRAL.....	246 591	914 323	U KING.....	69 280	148 833
SALVADR.....	283 975	740 088	N ZEAL.....	118 025	145 162	JAPAN.....	1 240 700	982 366
HONDURA.....	268 462	961 731	EGYPT.....	88 898	1 653 706	OTH CTY.....	72 741	80 692
NICARAG.....	155 097	568 541	IVY CST.....	47 483	243 000	TOTAL.....	1 480 241	1 291 624
C RICA.....	1 475 083	4 642 787	REP SAF.....	421 861	551 048	4871530 COMPLEX LINEAR POLYESTERS OF DIBASIC ACIDS		LB
PANAMA.....	446 290	1 105 685	OTH CTY.....	292 017	509 574	CANADA.....	414 985	424 403
JAMAICA.....	29 506	104 763	TOTAL.....	13 350 097	36 979 521	VENEZ.....	68 775	115 545
DOM REP.....	88 455	341 494	4870500 CYCLIC ORGANIC CHEMICAL COMPOUNDS,			FRANCE.....	45 250	116 679
BARBADO.....	66 622	201 687	PHOTOGRAPHIC		LB	FR GERM.....	142 502	178 578
TRINID.....	167 768	451 264	CANADA.....	1 804 351	13 534 807	ITALY.....	56 125	103 402
COLOMB.....	1 465 810	3 769 104	MEXICO.....	124 100	4 588 057	KOR REP.....	141 496	207 913
VENEZ.....	1 124 843	4 965 336	COLOMB.....	126 974	162 077	JAPAN.....	238 385	221 906
SURINAM.....	111 840	117 453	VENEZ.....	310 323	558 526	AUSTRAL.....	74 125	77 917
ECUADOR.....	1 185 773	2 847 647	CHILE.....	81 508	80 828	OTH CTY.....	176 964	247 036
PERU.....	44 120	134 004	BRAZIL.....	477 886	13 370 952	TOTAL.....	1 358 607	1 693 379
CHILE.....	769 438	1 984 273	ARGENT.....	14 991	65 491	4871550 EPOXIDIZED ESTERS		LB
BRAZIL.....	1 839 336	7 219 016	SWEDEN.....	56 936	72 588	CANADA.....	2 889 362	1 730 573
URUGUAY.....	70 968	180 062	U KING.....	538 599	8 452 584	AUSTRAL.....	113 850	97 525
ARGENT.....	2 313 718	7 569 833	NETHLD.....	80 646	766 660	OTH CTY.....	80 152	111 260
SWEDEN.....	979 955	2 079 403	BELGIUM.....	614 833	2 936 507	TOTAL.....	3 083 364	1 939 358
DENMARK.....	66 150	119 400	FRANCE.....	461 488	7 552 481	4871570 PHOSPHORIC ACID ESTERS		LB
U KING.....	657 500	742 116	FR GERM.....	111 808	177 178	CANADA.....	175 552	226 491
NETHLD.....	3 426 817	8 884 321	AUSTRIA.....	146 520	154 803	MEXICO.....	51 259	78 731
BELGIUM.....	21 590 266	62 634 025	SWITZLD.....	171 221	129 339	BRAZIL.....	55 660	66 252
FRANCE.....	130 824 272	13 007 355	ITALY.....	74 256	461 205	BELGIUM.....	3 181 630	2 438 365
SWITZLD.....	1 187 990	1 425 924	ARAB EM.....	19 562	138 655	FR GERM.....	815 472	402 736
USSR.....	2 205 000	3 900 000	SINGAPR.....	64 603	71 982	SPAIN.....	157 500	116 881
SPAIN.....	384 471	638 856	INDNSIA.....	65 161	271 894	ISRAEL.....	69 276	69 276
ITALY.....	1 957 573	2 965 452	KOR REP.....	171 911	100 258	JAPAN.....	104 880	84 859
YUGOSLV.....	77 175	126 000	HG KONG.....	237 764	511 580	OTH CTY.....	174 681	171 321
GREECE.....	490 206	1 373 138	CHINA T.....	214 628	162 079	TOTAL.....	4 819 234	3 654 912
ROMANIA.....	349 030	630 000	JAPAN.....	235 426	1 002 797	4871590 ACYCLIC PLASTICIZERS, NSPF		LB
BULGAR.....	143 325	292 500	AUSTRAL.....	713 928	15 672 834	CANADA.....	6 580 620	4 518 776
TURKEY.....	98 579	158 105	REP SAF.....	24 880	73 991	MEXICO.....	2 211 100	1 072 199
ISRAEL.....	141 267	1 679 726	OTH CTY.....	469 297	655 808	DOM REP.....	267 648	458 115
INDIA.....	333 765	491 081	TOTAL.....	7 313 600	71 725 961	COLOMB.....	638 904	520 502
THAILND.....	1 403 529	4 003 846	4871000 PHOTOGRAPHIC CHEMICALS AND PREPARATIONS,			VENEZ.....	189 090	147 293
MALAYSIA.....	613 449	985 420	NSPF		LB	ECUADOR.....	101 043	90 035
SINGAPR.....	3 377 878	19 717 618	CANADA.....	14 850 311	26 757 673	BRAZIL.....	142 411	111 870
PHIL R.....	157 218	657 224	MEXICO.....	1 120 554	3 713 969	U KING.....	2 113 252	520 183
CHINA M.....	3 592 270	5 527 632	PANAMA.....	725 906	672 734	NETHLD.....	26 801 778	16 071 849
KOR REP.....	4 661 402	4 950 811	DOM REP.....	91 679	105 396	BELGIUM.....	147 295	125 369
HG KONG.....	5 375 443	12 558 843	TRINID.....	84 043	107 632	FRANCE.....	134 027	116 688
CHINA T.....	126 998	193 766	COLOMB.....	1 080 743	1 075 279	FR GERM.....	1 814 745	1 502 548
JAPAN.....	8 034 227	30 004 743	VENEZ.....	1 468 250	1 389 675	SWITZLD.....	78 784	195 863
AUSTRAL.....	3 711 429	23 228 133	PERU.....	416 736	345 589	SPAIN.....	313 570	234 571
N ZEAL.....	668 952	3 290 115	CHILE.....	522 320	439 696	ITALY.....	119 056	107 539
REP SAF.....	1 873 488	3 428 729	BRAZIL.....	580 511	2 304 585	ISRAEL.....	39 708	61 599
OTH CTY.....	111 662	298 917	URUGUAY.....	58 442	69 729	S ARAB.....	177 104	339 767
TOTAL.....	267 553 188	326 886 264	ARGENT.....	314 926	321 248	MALAYSIA.....	244 544	207 968
4869500 PESTICIDE PREPARATIONS, NSPF INCL FUMIGANTS,		LB	SWEDEN.....	619 248	808 342	SINGAPR.....	758 345	779 995
PLANT GROWTH REGULATORS, ETC		LB	NORWAY.....	72 026	116 854	INDNSIA.....	545 723	399 540
CANADA.....	2 745 794	4 223 393	FINLAND.....	142 267	103 372	PHIL R.....	1 580 139	1 155 299
MEXICO.....	1 469 933	2 069 043	DENMARK.....	158 326	303 842	CHINA M.....	48 750	88 133
GUATMAL.....	276 368	508 072	U KING.....	1 515 660	5 922 491	HG KONG.....	4 930 219	2 151 600
SALVADR.....	108 238	332 292	NETHLD.....	3 041 618	3 325 699	CHINA T.....	569 814	322 153
HONDURA.....	345 674	313 675	BELGIUM.....	849 289	2 015 097	JAPAN.....	4 489 542	3 778 283
NICARAG.....	427 815	304 788	FRANCE.....	804 252	3 737 719	AUSTRAL.....	654 518	471 154
C RICA.....	294 642	547 445	FR GERM.....	978 461	3 930 682	N ZEAL.....	226 980	148 431
PANAMA.....	92 164	180 122	AUSTRIA.....	38 237	77 768	ALGERIA.....	439 770	255 477
BAHAMAS.....	29 716	60 810	SWITZLD.....	183 556	268 074	REP SAF.....	907 754	678 028
JAMAICA.....	41 966	91 107	SPAIN.....	190 608	544 965	OTH CTY.....	759 966	656 374
DOM REP.....	42 392	173 235	ITALY.....	278 091	701 828	TOTAL.....	58 025 929	37 283 201
BARBADO.....	69 277	104 330	GREECE.....	90 353	63 467	4872020 DIISODECYL PHTHALATE		LB
TRINID.....	41 705	71 910	ISRAEL.....	425 488	431 655	CANADA.....	1 098 337	361 159
COLOMB.....	146 082	283 278	S ARAB.....	648 322	489 303	CHILE.....	550 787	149 899
VENEZ.....	914 892	900 809	ARAB EM.....	933 399	829 675	KOR REP.....	1 050 391	190 580
ECUADOR.....	517 839	335 054	INDIA.....	66 242	163 924	JAPAN.....	437 948	77 609
PERU.....	105 142	260 201	THAILND.....	167 184	176 724	OTH CTY.....	174 652	105 474
CHILE.....	128 216	344 409	SINGAPR.....	1 222 231	1 026 516	TOTAL.....	3 312 115	884 721
ARGENT.....	93 926	176 163	PHIL R.....	83 983	113 531	4872050 DIOCTYL PHTHALATES		LB
SWEDEN.....	112 864	77 412	CHINA M.....	35 255	64 717	CANADA.....	6 032 761	1 791 748
U KING.....	847 332	944 463	KOR REP.....	443 248	882 503	MEXICO.....	1 771 201	570 426
IRELAND.....	37 125	72 724	HG KONG.....	2 132 268	1 922 215	INDIA.....	1 169 520	140 186
NETHLD.....	757 591	580 839	CHINA T.....	78 703	104 917	OTH CTY.....	392 464	129 906
BELGIUM.....	670 099	2 397 858	JAPAN.....	17 970 565	16 173 426	TOTAL.....	9 365 946	2 632 266
FRANCE.....	17 195	822 818	AUSTRAL.....	1 503 049	3 432 691			
FR GERM.....	38 203	89 040	N ZEAL.....	216 707	154 624			
SPAIN.....	62 274	71 575	MOROC.....	9 318	237 267			
ITALY.....	10 516	397 551	EGYPT.....	58 043	151 408			
INDIA.....	13 855	395 760	REP SAF.....	1 639 280	1 073 977			
BURMA.....	29 744	76 203						

FT446/Annual 1986

Issued July 1987

U.S. EXPORTS



Schedule B Commodity by Country



U.S. Department of Commerce
Malcolm Baldrige, Secretary
Clarence J. Brown, Deputy Secretary
Robert Ortner, Under Secretary
for Economic Affairs

BUREAU OF THE CENSUS
John G. Keane, Director



BUREAU OF THE CENSUS
John G. Keane, Director
C. L. Kincannon, Deputy Director
Charles A. Waite, Associate Director
for Economic Programs

FOREIGN TRADE DIVISION
Don L. Adams, Chief

SUGGESTED BRIEF CITATION

U.S. Bureau of the Census, *U.S. Exports/Schedule B Commodity
by Country, Report FT 446, Annual 1986*
U.S. Government Printing Office, Washington, D.C., 1987

For sale by the Superintendent of Documents, U.S. Government Printing Office, Washington, D.C. 20402.

Table 1. Schedule B Commodity by Country—Domestic Merchandise—Continued

(See "Explanation of Statistics" for information on coverage, valuation, security restrictions, sampling procedures, sources of error in the data, OTH CTY (other countries), and other definitions and features of the export statistics. The figure preceding Canada is the number in the sample for Canada. "SC" at the end of the alphabetic commodity description identifies "Special Category" commodities)

Schedule B Commodity number, description, and unit of quantity			Schedule B Commodity number, description, and unit of quantity			Schedule B Commodity number, description, and unit of quantity		
Country of destination	Net quantity	Value (Dollars)	Country of destination	Net quantity	Value (Dollars)	Country of destination	Net quantity	Value (Dollars)
SCHEDULE 4. CHEMICALS AND RELATED PRODUCTS—Continued								
ARGENT.....	61 418	352 364	4861900 HERBICIDES, UNMIXED, INCL PLANT GROWTH REGULATORS, NSPF		LB	PAKISTH.....	156 750	188 100
SWEDEN.....	135 857	577 902	CANADA.....	7 217 340	9 244 849	THAILND.....	79 200	67 320
U KING.....	1 498 411	5 112 969	MEXCO.....	4 522 104	1 458 953	CHINA T.....	349 800	303 864
NETHLS.....	543 575	3 291 493	GUATMAL.....	1 648 261	2 777 370	OTH CTY.....	72 470	86 951
BELGIUM.....	4 074 890	14 375 961	SALVADR.....	2 084 190	3 353 497	TOTAL.....	1 742 167	1 688 780
FRANCE.....	545 556	2 180 600	HONDURA.....	427 438	984 762	4862800 ORGANOPHOSPHORUS INSECTICIDES, UNMIXED, NSPF	LB	
FR GERM.....	6 407 553	7 143 076	C RICA.....	1 023 986	2 143 771	CANADA.....	3 922 707	5 866 085
SWITZLD.....	352 675	1 442 119	* PANAMA.....	1 069 584	1 289 209	MEXCO.....	1 185 003	4 480 002
POLAND.....	179 200	199 584	JAMAICA.....	229 499	323 815	GUATMAL.....	414 732	968 181
SPAIN.....	95 869	638 086	DOM REP.....	849 978	1 078 954	SALVADR.....	188 492	565 896
ITALY.....	827 013	4 554 299	BARBADO.....	71 668	111 591	HONDURA.....	81 557	282 054
GREECE.....	59 681	130 908	TRINID.....	82 484	31 978	C RICA.....	509 672	1 099 672
ROMANIA.....	14 421	1 046 400	COLOMB.....	2 668 582	6 685 012	* PANAMA.....	41 856	71 485
INDIA.....	23 917	65 270	VENEZ.....	2 989 806	6 059 872	JAMAICA.....	167 640	260 643
THAILND.....	210 361	351 057	ECUADOR.....	1 772 246	2 904 549	DOM REP.....	102 547	250 198
MALAYSIA.....	57 347	141 830	CHILE.....	74 341	313 246	TRINID.....	70 394	123 715
SINGAPR.....	9 210	62 354	BRAZIL.....	1 292 447	11 611 201	COLOMB.....	1 544 783	4 276 328
INDNSIA.....	112 876	420 346	URUGUAY.....	42 305	65 591	VENEZ.....	1 150 889	2 942 742
PHIL R.....	45 886	123 579	ARGENT.....	1 087 760	2 939 056	EQUADOR.....	146 561	336 627
KOR REP.....	1 082 451	3 043 283	U KING.....	186 698	1 884 529	PERU.....	137 178	279 516
HG KONG.....	37 569	96 251	NETHLS.....	6 041 998	36 642 620	CHILE.....	169 545	572 062
CHINA T.....	399 243	2 025 839	BELGIUM.....	1 639 630	5 864 291	BRAZIL.....	5 005 950	7 505 750
JAPAN.....	4 368 083	17 824 453	FRANCE.....	283 474	936 432	PARAGUA.....	66 409	399 611
AUSTRAL.....	539 261	2 391 936	FR GERM.....	1 192 514	6 782 078	ARGENT.....	1 738 285	2 825 349
N ZEAL.....	337 936	662 956	AUSTRIA.....	361 113	3 256 115	DENMARK.....	457 646	465 600
EGYPT.....	45 225	74 325	SWITZLD.....	36 231 794	46 012 391	U KING.....	71 360	144 347
REP SAF.....	208 387	418 492	SPAIN.....	291 200	1 119 639	NETHLS.....	1 036 125	2 383 941
OTH CTY.....	223 555	481 575	ITALY.....	146 923	903 355	BELGIUM.....	330 621	944 704
TOTAL.....	34 503 533	93 471 890	GREECE.....	102 035	204 533	FRANCE.....	515 652	1 944 995
4861200 HERBICIDES, ACETIC ACID (2,4-D) AND ITS SALTS AND ESTERS		LB	S ARAB.....	581 810	1 605 372	FR GERM.....	1 767 834	3 352 915
CANADA.....	8 771 047	5 398 724	SRI LKA.....	338 154	332 492	HUNGARY.....	1 008 025	1 686 777
MEXCO.....	88 922	60 088	THAILND.....	1 067 305	5 556 384	SWITZLD.....	3 506 818	8 572 521
HONDURA.....	67 085	109 423	MALAYSIA.....	3 793 650	16 175 454	SPAIN.....	21 120	74 044
COLOMB.....	3 760 360	2 245 696	CHINA M.....	402 699	1 187 365	ITALY.....	167 367	1 764 200
BRAZIL.....	127 500	92 448	KOR REP.....	113 268	597 001	YUGOSLV.....	258 425	603 053
U KING.....	1 598 500	898 655	HG KONG.....	39 146	107 068	GREECE.....	281 375	724 077
NETHLS.....	2 276 313	1 505 808	CHINA T.....	2 171 312	6 773 898	BULGAR.....	176 412	630 552
SINGAPR.....	775 380	453 328	JAPAN.....	706 717	3 408 719	TURKEY.....	128 233	254 340
OTH CTY.....	701 710	456 024	AUSTRAL.....	1 235 239	3 662 402	ISRAEL.....	319 087	331 638
TOTAL.....	18 166 817	11 220 194	N ZEAL.....	52 799	157 103	S ARAB.....	26 000	212 900
4861400 PLANT GROWTH REGULATORS		LB	REP SAF.....	63 215	189 240	ARAB EM.....	67 528	83 641
CANADA.....	1 405 086	4 164 968	OTH CTY.....	148 230	407 997	INDIA.....	75 000	135 631
MEXCO.....	175 937	2 094 538	TOTAL.....	82 274 942	197 243 754	PAKISTH.....	147 427	180 875
GUATMAL.....	134 811	360 938	4862100 ALDRIN-TOXAPHENE GROUP OF INSECTICIDES		LB	THAILND.....	391 536	391 536
HONDURA.....	129 416	186 248	CANADA.....	104 818	292 881	MALAYSIA.....	85 934	270 296
C RICA.....	29 374	286 150	MEXCO.....	105 201	194 538	SINGAPR.....	2 335 856	9 973 267
* PANAMA.....	132 500	133 838	GUATMAL.....	31 854	90 488	INDNSIA.....	141 186	294 704
COLOMB.....	629 979	9 020 090	COLOMB.....	118 280	332 072	PHIL R.....	421 372	321 908
VENEZ.....	426 353	5 640 668	PERU.....	40 000	111 740	KOR REP.....	997 170	3 166 423
EQUADOR.....	181 194	357 600	BRAZIL.....	378 239	751 647	HG KONG.....	170 469	577 625
PERU.....	66 610	385 751	ARGENT.....	301 369	895 195	CHINA T.....	1 099 151	2 244 652
CHILE.....	221 883	1 960 805	FINLAND.....	52 800	160 128	JAPAN.....	4 870 037	23 364 696
BRAZIL.....	1 563 756	7 808 573	U KING.....	39 360	133 824	AUSTRAL.....	936 799	3 877 895
ARGENT.....	683 926	5 803 169	NETHLS.....	479 570	1 822 992	N ZEAL.....	276 557	790 905
U KING.....	25 486	2 780 053	FRANCE.....	54 100	168 651	SENEGAL.....	1 635 415	2 011 536
IRELAND.....	114 015	472 000	FR GERM.....	28 700	96 145	MAJI.....	81 018	99 652
NETHLS.....	4 247 327	24 170 524	INDIA.....	163 100	330 776	ETHIOP.....	18 947	64 000
BELGIUM.....	24 500	77 240	THAILND.....	87 090	196 589	REP SAF.....	917 143	644 656
FRANCE.....	715 880	5 210 517	MALAYSIA.....	133 900	258 217	OTH CTY.....	211 907	455 447
FR GERM.....	467 688	2 607 685	INDNSIA.....	25 500	112 104	TOTAL.....	41 390 330	106 145 885
SWITZLD.....	9 758	147 728	PHIL R.....	119 230	223 624	4862900 INSECTICIDES, UNMIXED, NSPF	LB	
SPAIN.....	69 937	353 084	HG KONG.....	99 249	61 500	CANADA.....	2 091 849	5 055 147
ITALY.....	33 828	242 001	JAPAN.....	2 545 280	11 209 072	MEXCO.....	1 914 093	10 228 036
BULGAR.....	37 200	427 500	AUSTRAL.....	314 011	657 318	GUATMAL.....	443 923	1 548 497
ISRAEL.....	8 916	211 622	REP SAF.....	123 838	155 470	BELIZE.....	33 183	72 746
INDIA.....	157 465	192 608	OTH CTY.....	74 831	224 797	SALVADR.....	290 521	567 263
THAILND.....	121 593	449 363	TOTAL.....	9 420 320	18 479 768	HONDURA.....	222 350	397 832
MALAYSIA.....	31 529	560 867	4862505 POLYCHLORINATED INSECTICIDES, UNMIXED NSPF		LB	C RICA.....	557 925	2 172 661
INDNSIA.....	36 276	560 486	INCL DICHLOROPHENYL TRICHLOROETHANE DDT		LB	* PANAMA.....	193 141	365 457
PHIL R.....	16 049	186 757	CANADA.....	151 790	202 910	BAHAMAS.....	77 850	198 873
KOR REP.....	7 294	77 800	MEXCO.....	120 780	539 294	JAMAICA.....	203 640	336 866
CHINA T.....	49 183	131 672	GUATMAL.....	258 765	403 663	CAYMAN.....	62 674	213 391
JAPAN.....	383 484	1 412 731	SALVADR.....	16 325	131 850	DOM REP.....	164 609	315 961
AUSTRAL.....	612 585	5 158 597	C RICA.....	101 348	148 614	LW WW I.....	1 250 715	1 353 522
N ZEAL.....	95 278	1 105 400	COLOMB.....	5 276	61 558	BARBADO.....	54 740	95 773
REP SAF.....	238 146	425 125	SWITZLD.....	174 252	511 169	TRINID.....	234 079	235 728
OTH CTY.....	231 483	385 815	AUSTRAL.....	27 315	107 530	N ANTIL.....	55 205	149 112
TOTAL.....	13 515 725	85 590 511	EGYPT.....	66 138	325 000	F W IND.....	207 426	120 800
4861600 METHANEARSONIC ACID AND ITS SALTS		LB	OTH CTY.....	245 860	394 231	COLOMB.....	1 184 206	5 831 092
COLOMB.....	165 680	155 870	TOTAL.....	1 167 849	2 825 819	VENEZ.....	770 595	6 147 922
VENEZ.....	159 840	127 712	4862600 METHYL PARATHION		LB	SURINAM.....	138 120	107 636
ARGENT.....	118 613	82 636	CHILE.....	136 847	144 360	EQUADOR.....	885 006	1 650 726
AUSTRAL.....	255 999	224 215	YUGOSLV.....	712 800	685 440	PERU.....	369 437	2 017 296
OTH CTY.....	80 947	70 872	INDIA.....	234 300	212 745	CHILE.....	158 349	230 204
TOTAL.....	781 079	661 305				BRAZIL.....	3 136 580	20 232 182
						URUGUAY.....	59 427	145 585
						ARGENT.....	804 246	4 213 538

Table 1. Schedule B Commodity by Country—Domestic Merchandise—Continued

(See "Explanation of Statistics" for information on coverage, valuation, security restrictions, sampling procedures, sources of error in the data, OTH CTY (other countries), and other definitions and features of the export statistics. The figure preceding Canada is the number in the sample for Canada. "SC" at the end of the alphabetic commodity description identifies "Special Category" commodities)

Schedule B Commodity number, description, and unit of quantity			Schedule B Commodity number, description, and unit of quantity			Schedule B Commodity number, description, and unit of quantity		
Country of destination	Net quantity	Value (Dollars)	Country of destination	Net quantity	Value (Dollars)	Country of destination	Net quantity	Value (Dollars)
SCHEDULE 4. CHEMICALS AND RELATED PRODUCTS—Continued								
U KING.....	2 486 191	22 440 114	SALVADR.....	84 188	241 431	PAKISTN.....	7 766 464	6 796 443
NETHLD.S.....	2 773 099	17 759 760	DOM REP.....	30 439	415 491	NEPAL.....	661 512	570 993
BELGIUM.....	2 989 046	10 094 239	VENEZ.....	118 026	349 520	SRI LKA.....	1 949 781	1 855 667
FRANCE.....	1 167 817	2 050 620	BRAZIL.....	18 178	122 186	THAILND.....	154 055	259 004
FR GERM.....	3 359 618	13 103 044	U KING.....	60 862	120 307	MALAYSIA.....	32 850	175 600
CZECHO.....	161 962	680 717	NETHLD.S.....	1 503	133 952	PHIL R.....	1 875 745	1 316 508
SWITZLD.....	25 916	291 080	FR GERM.....	132 493	148 887	KOR REP.....	271 404	660 831
POLAND.....	76 084	578 800	SWITZLD.....	15 627	99 181	HG KONG.....	37 041	82 818
USSR.....	378 821	2 946 200	KOR REP.....	39 680	111 609	CHINA T.....	117 194	399 331
SPAIN.....	610 477	3 237 620	N ZEAL.....	7 365	81 671	JAPAN.....	312 662	1 208 006
GIBRALT.....	218 000	217 350	EGYPT.....	6 968	91 781	AUSTRAL.....	98 492	394 797
ITALY.....	367 656	1 411 615	OTH CTY.....	171 794	464 124	N ZEAL.....	33 907	166 555
YUGOSLV.....	123 898	957 300	TOTAL.....	1 369 287	4 140 434	EGYPT.....	3 400	76 500
GREECE.....	908 949	1 965 551				MAJI.....	62 500	178 750
ROMANIA.....	508 248	2 884 462	4865500 PESTICIDES, REPELLENTS, FUMIGANTS & RODENTICIDES, HOUSEHOLD & INDUSTRIAL			IVY CST.....	1 196 917	3 394 890
BULGAR.....	27 353	216 800				TOGO.....	152 400	369 000
TURKEY.....	131 415	1 099 781	CANADA.....	1 019 665	1 579 321	KENYA.....	22 047	135 545
CYPRUS.....	72 945	174 965	MEXICO.....	445 432	702 929	REP SAF.....	137 683	832 981
SYRIA.....	32 769	262 000	JAMAICA.....	46 470	63 758	ZIMBABWE.....	51 170	329 790
ISRAEL.....	94 475	851 325	TRINID.....	45 755	109 945	OTH CTY.....	162 127	394 448
JORDAN.....	86 468	275 175	COLOMB.....	509 457	141 391	TOTAL.....	27 873 398	61 363 779
S ARAB.....	103 198	746 283	ECUADOR.....	305 434	351 202			
YEMEN A.....	11 000	143 000	BRAZIL.....	90 853	275 590	4866000 INSECTICIDE PREPARATIONS, NSPF		
INDIA.....	481 684	2 262 570	ARGENT.....	56 361	165 486	CANADA.....	4 801 032	13 891 139
PAKISTN.....	58 167	480 598	SWEDEN.....	20 194	81 559	MEXICO.....	653 842	3 912 596
BNGLDH.....	2 491 781	1 101 920	FINLAND.....	22 295	80 801	GUATMAL.....	1 354 965	2 442 796
SRI LKA.....	26 190	154 663	U KING.....	31 857	214 978	SALVADR.....	85 253	438 249
THAILND.....	688 430	2 466 877	NETHLD.S.....	59 746	142 056	HONDURA.....	714 884	965 373
MALAYSIA.....	152 024	953 622	BELGIUM.....	29 400	72 433	C RICA.....	261 678	921 419
INDNSIA.....	3 681 390	14 346 342	FRANCE.....	21 158	109 484	★ PANAMA.....	21 197	62 115
PHIL R.....	317 063	1 243 974	POLAND.....	8 000	105 200	BAHAMAS.....	69 928	151 975
CHINA M.....	1 157 483	5 517 636	SPAIN.....	22 873	89 049	DOM REP.....	152 877	491 551
KOR REP.....	1 084 994	5 935 038	ITALY.....	856 473	470 025	LW WW I.....	38 737	60 580
HG KONG.....	192 779	1 033 119	ISRAEL.....	22 915	89 592	BARBADO.....	35 320	84 309
CHINA T.....	1 329 189	8 338 310	S ARAB.....	162 926	530 804	TRINID.....	72 067	195 965
JAPAN.....	3 360 846	19 579 490	MALAYSIA.....	27 552	66 842	F W IND.....	69 843	128 304
AUSTRAL.....	404 704	1 987 033	NOR REP.....	22 416	66 365	COLOMB.....	668 492	3 382 715
N ZEAL.....	68 853	348 892	CHINA T.....	82 614	149 847	VENEZ.....	424 494	2 299 008
MOROCC.....	115 251	121 790	JAPAN.....	129 286	180 509	ECUADOR.....	434 922	1 048 486
TUNISIA.....	86 398	131 548	AUSTRAL.....	175 498	794 990	PERU.....	289 262	857 865
EGYPT.....	723 044	2 913 966	N ZEAL.....	12 122	130 395	CHILE.....	183 820	476 289
CAMROON.....	59 211	79 360	SUDAN.....	2 720 517	2 143 767	BRAZIL.....	1 920 079	3 395 570
SENEGAL.....	131 963	173 286	REP SAF.....	22 318	91 694	PARAGUA.....	14 399	118 790
IVY CST.....	540 472	776 307	OTH CTY.....	447 984	876 846	ARGENT.....	2 051 186	5 340 338
SOMALIA.....	88 200	1 150 000	TOTAL.....	7 417 571	9 876 858	U KING.....	133 197	326 627
KENYA.....	260 048	1 013 964				NETHLD.S.....	95 746	737 326
TRZANIA.....	30 800	112 112	4866200 CHLORINATED HYDROCARBON PREPARATIONS (INCL DDT PREPARATIONS)			BELGIUM.....	1 369 466	2 619 582
MADAGAS.....	14 550	334 210				FRANCE.....	804 505	2 159 863
REP SAF.....	424 107	1 877 667	MEXICO.....	295 776	280 245	FR GERM.....	1 596 685	5 028 553
MALAWI.....	388 010	748 000	★ PANAMA.....	34 928	75 645	SWITZLD.....	113 197	433 060
OTH CTY.....	262 079	479 806	BARBADO.....	24 500	73 464	SPAIN.....	227 583	593 376
TOTAL.....	58 889 014	224 863 747	BELGIUM.....	53 860	60 326	PORTUGL.....	17 761	62 081
			OTH CTY.....	315 574	408 446	ITALY.....	2 250 396	6 699 965
			TOTAL.....	724 638	898 126	YUGOSLV.....	114 594	447 028
4863200 METHYLBROMIDE						GREECE.....	96 842	468 706
						ROMANIA.....	16 830	117 810
CANADA.....	85 940	72 748	4866400 METHYL PARATHION PREPARATIONS			BULGAR.....	617 165	2 167 816
MEXICO.....	1 336 829	852 498				TURKEY.....	2 479 030	6 670 872
SALVADR.....	61 412	69 780	OTH CTY.....	114 220	112 739	CYPRUS.....	7 708	72 545
HONDURA.....	72 969	98 431	TOTAL.....	114 220	112 739	ISRAEL.....	653 538	1 488 044
PERU.....	57 112	63 205				S ARAB.....	26 180	142 443
CHILE.....	244 012	265 772	4866800 ORGANOPHOSPHORUS-CONTAINING PREPARATIONS, NSPF			PAKISTN.....	118 430	237 139
BRAZIL.....	1 557 192	1 002 423				BNGLDH.....	39 682	82 820
ARGENT.....	165 888	155 933	CANADA.....	3 067 756	5 444 738	THAILND.....	175 045	783 418
BELGIUM.....	636 049	307 202	MEXICO.....	332 268	1 479 709	MALAYSIA.....	68 020	114 735
ITALY.....	468 940	263 034	GUATMAL.....	161 961	971 509	INDNSIA.....	629 634	1 074 450
GREECE.....	155 520	139 968	HONDURA.....	238 423	137 915	CHINA M.....	832 242	2 009 802
S ARAB.....	62 208	85 850	C RICA.....	310 811	668 403	KOR REP.....	227 140	824 234
THAILND.....	248 440	258 932	★ PANAMA.....	36 537	86 914	CHINA T.....	190 837	622 465
KOR REP.....	121 440	106 207	JAMAICA.....	25 854	61 595	JAPAN.....	825 342	3 067 849
HG KONG.....	55 296	61 930	DOM REP.....	173 123	233 732	AUSTRAL.....	225 854	968 255
JAPAN.....	772 134	503 851	COLOMB.....	300 286	1 119 962	N ZEAL.....	173 596	95 775
AUSTRAL.....	166 018	119 110	SURINAM.....	52 733	110 000	EGYPT.....	1 073 257	6 257 845
REP SAF.....	203 200	182 456	ECUADOR.....	323 947	502 739	IVY CST.....	89 539	199 584
OTH CTY.....	580 219	555 006	PERU.....	21 336	128 128	REP SAF.....	2 371 730	5 910 290
TOTAL.....	7 050 818	5 164 336	CHILE.....	380 056	1 526 867	ZIMBABWE.....	19 440	661 500
			BRAZIL.....	441 626	2 853 738	OTH CTY.....	243 271	537 586
4863400 FUMIGANTS, UNMIXED, NSPF			URUGUAY.....	31 189	103 460	TOTAL.....	32 241 798	94 358 876
			ARGENT.....	334 752	888 208			
CANADA.....	3 218 073	1 852 394	DENMARK.....	31 141	108 414	4867200 FUNGICIDE PREPARATIONS CONTAINING DITHIOCARBAMIC ACID OR ITS SALTS		
MEXICO.....	222 738	157 515	U KING.....	129 747	692 057			
PANAMA.....	77 445	93 056	NETHLD.S.....	135 947	1 275 799	CANADA.....	1 625 677	1 795 689
PHIL R.....	646 900	297 468	BELGIUM.....	273 992	799 296	MEXICO.....	102 183	102 810
HG KONG.....	270 811	147 748	FRANCE.....	4 825 676	17 653 380	GUATMAL.....	114 490	136 021
JAPAN.....	5 226 721	3 220 196	FR GERM.....	141 694	514 206	HONDURA.....	1 032 907	1 441 954
OTH CTY.....	98 974	85 900	SWITZLD.....	178 967	687 255	C RICA.....	1 003 461	1 319 199
TOTAL.....	9 761 662	5 854 277	SPAIN.....	210 629	797 935	PANAMA.....	2 551 496	4 569 903
			ITALY.....	313 889	1 564 263	SURINAM.....	176 146	294 808
4863900 PESTICIDES NSPF INCL RODENTICIDES AND INSECT ATTRACTANTS AND REPELLENTS			GREECE.....	101 535	315 219	ECUADOR.....	175 807	170 295
			ISRAEL.....	87 943	358 141			
CANADA.....	463 798	1 011 749	INDIA.....	110 229	681 740			
MEXICO.....	218 366	748 545						

Table 1. Schedule B Commodity by Country—Domestic Merchandise—Continued

(See "Explanation of Statistics" for information on coverage, valuation, security restrictions, sampling procedures, sources of error in the data, OTH CTY (other countries), and other definitions and features of the export statistics. The figure preceding Canada is the number in the sample for Canada. "SC" at the end of the alphabetic commodity description identifies "Special Category" commodities)

Schedule B Commodity number, description, and unit of quantity			Schedule B Commodity number, description, and unit of quantity			Schedule B Commodity number, description, and unit of quantity		
Country of destination	Net quantity	Value (Dollars)	Country of destination	Net quantity	Value (Dollars)	Country of destination	Net quantity	Value (Dollars)
SCHEDULE 4. CHEMICALS AND RELATED PRODUCTS—Continued								
THAILND.....	237 248	197 015	DOM REP.....	153 834	677 831	GUATMAL.....	27 145	69 405
MALAYSIA.....	126 279	234 000	BARBADO.....	57 338	131 520	DOM REP.....	36 878	70 933
INDNSIA.....	490 568	500 718	TRINID.....	314 028	491 453	TRINID.....	50 572	66 573
PHIL R.....	238 169	329 349	F W IND.....	5 840	82 485	VENEZ.....	745 391	711 755
KOR REP.....	331 050	376 610	COLOMB.....	1 789 831	5 797 988	BRAZIL.....	494 551	9 353 218
CHINA T.....	255 126	283 180	VENEZ.....	797 435	5 008 459	ARGENT.....	24 326	94 443
AUSTRAL.....	278 573	252 700	SURINAM.....	298 240	300 882	FINLAND.....	49 343	661 213
N ZEAL.....	43 838	144 146	ECUADOR.....	1 506 805	2 309 950	U KING.....	885 469	10 819 504
OTH CTY.....	244 073	272 898	PERU.....	104 468	299 866	METHLDS.....	204 613	889 280
TOTAL.....	9 827 091	12 421 295	CHILE.....	454 659	966 652	BELGIUM.....	748 815	3 612 091
4867900 FUNGICIDE PREPARATIONS, NSPF LB								
CANADA.....	3 186 434	6 643 638	BRAZIL.....	4 126 322	15 265 083	FRANCE.....	465 774	4 291 442
MEXICO.....	356 858	1 375 710	URUGUAY.....	205 410	540 946	FR GERM.....	167 841	462 513
GUATMAL.....	687 723	683 552	ARGENT.....	5 944 535	10 434 775	SWITZLD.....	6 302	65 420
BELIZE.....	18 930	108 385	SWEDEN.....	506 042	3 734 726	ITALY.....	103 978	734 949
SALVADR.....	44 001	184 892	DENMARK.....	100 285	184 865	ARAB EM.....	8 329	61 167
HONDURA.....	1 987 231	3 122 488	U KING.....	880 627	1 812 135	SINGAPR.....	121 266	152 422
C RICA.....	3 449 604	5 613 953	METHLDS.....	2 073 960	5 288 179	KOR REP.....	310 541	221 934
PANAMA.....	159 063	585 112	BELGIUM.....	24 949 529	70 056 750	HG KONG.....	209 402	713 529
BAHAMAS.....	124 989	236 920	FRANCE.....	34 762 809	7 441 951	CHINA T.....	353 110	270 798
JAMAICA.....	336 633	658 611	FR GERM.....	92 930	253 592	JAPAN.....	218 243	1 082 731
DOM REP.....	303 208	531 584	SWITZLD.....	643 115	977 542	AUSTRAL.....	568 022	12 491 905
LW WW I.....	102 972	583 108	SPAIN.....	1 287 020	3 774 147	REP SAF.....	7 537	70 763
BARBADO.....	70 110	141 446	ITALY.....	2 887 105	8 311 163	OTH CTY.....	549 705	789 084
TRINID.....	132 002	175 419	YUGOSLV.....	86 562	692 033	TOTAL.....	8 492 750	65 270 067
COLOMB.....	5 039 290	5 212 293	GREECE.....	49 018	120 432	4871000 PHOTOGRAPHIC CHEMICALS AND PREPARATIONS, NSPF LB		
VENEZ.....	1 448 082	2 836 133	ROMANIA.....	785 860	1 496 782	CANADA.....	12 654 348	22 977 561
ECUADOR.....	381 441	640 429	BULGAR.....	330 750	634 500	MEXICO.....	1 005 444	4 555 083
PERU.....	215 933	445 146	TURKEY.....	77 175	147 000	GUATMAL.....	108 104	133 537
CHILE.....	944 306	1 629 865	ISRAEL.....	253 669	1 327 110	SALVADR.....	50 969	84 168
BRAZIL.....	249 046	818 269	INDIA.....	280 980	406 084	HONDURA.....	58 222	152 794
PARAGUA.....	82 905	182 338	SRI LKA.....	59 480	106 000	C RICA.....	288 424	508 530
URUGUAY.....	174 777	443 187	THAILND.....	794 282	2 094 227	PANAMA.....	1 139 210	1 093 049
ARGENT.....	516 207	1 349 077	MALAYSIA.....	428 115	613 292	BERMUDA.....	55 926	61 949
U KING.....	823 146	455 860	SINGAPR.....	1 894 415	10 673 941	DOM REP.....	291 688	690 129
METHLDS.....	817 508	2 323 571	INDNSIA.....	163 547	272 943	TRINID.....	154 659	183 091
BELGIUM.....	8 326 199	38 258 150	PHIL R.....	188 597	720 863	COLOMB.....	356 212	383 308
FRANCE.....	1 398 032	6 705 870	CHINA M.....	1 501 508	3 328 543	VENEZ.....	1 483 882	2 132 955
FR GERM.....	204 889	514 220	KOR REP.....	5 720 307	5 476 801	ECUADOR.....	188 690	200 744
SPAIN.....	53 090	84 928	HG KONG.....	3 264 421	8 383 132	PERU.....	883 742	798 107
ITALY.....	1 088 581	1 145 629	CHINA T.....	363 644	528 439	BOLIVA.....	22 691	105 808
GREECE.....	318 980	402 334	JAPAN.....	8 264 028	38 268 935	CHILE.....	688 260	601 892
TURKEY.....	5 500	110 275	AUSTRAL.....	4 988 790	19 479 683	BRAZIL.....	654 614	2 102 998
ISRAEL.....	161 840	255 518	N ZEAL.....	1 150 866	5 499 875	URUGUAY.....	110 533	143 615
THAILND.....	509 071	781 006	REP SAF.....	4 010 722	10 563 826	ARGENT.....	577 273	735 508
MALAYSIA.....	146 947	431 126	OTH CTY.....	132 559	188 028	SWEDEN.....	507 572	616 261
SINGAPR.....	110 535	234 045	TOTAL.....	167 912 116	325 173 235	NORWAY.....	65 625	70 220
INDNSIA.....	18 322	203 784	4869500 PESTICIDE PREPARATIONS, NSPF INCL FUMIGANTS, PLANT GROWTH REGULATORS, ETC LB			FINLAND.....	102 561	71 299
PHIL R.....	1 029 568	1 651 225	CANADA.....	2 297 352	3 663 916	DENMARK.....	198 564	266 086
KOR REP.....	159 827	647 478	MEXICO.....	465 825	1 548 824	U KING.....	1 754 198	6 761 557
CHINA T.....	479 334	828 919	GUATMAL.....	76 881	76 808	METHLDS.....	3 331 108	4 085 300
JAPAN.....	1 037 157	9 596 770	SALVADR.....	94 255	233 555	BELGIUM.....	657 803	826 538
AUSTRAL.....	619 507	1 576 451	HONDURA.....	427 285	465 592	FRANCE.....	1 412 727	4 789 750
N ZEAL.....	441 822	718 752	C RICA.....	954 709	1 470 028	FR GERM.....	2 343 361	11 870 744
EGYPT.....	78 054	94 008	PANAMA.....	53 302	156 443	SWITZLD.....	175 576	969 480
KENYA.....	1 248 799	2 642 911	JAMAICA.....	48 949	74 999	SPAIN.....	145 786	230 222
TZANIA.....	2 646 963	2 678 790	DOM REP.....	90 187	275 108	ITALY.....	192 168	329 755
REP SAF.....	688 518	2 222 086	LW WW I.....	145 337	116 752	ISRAEL.....	692 480	615 020
OTH CTY.....	365 070	444 570	TRINID.....	29 142	85 052	S ARAB.....	265 574	209 708
TOTAL.....	42 789 004	109 209 831	COLOMB.....	256 847	622 685	ARAB EM.....	596 172	515 119
4868200 HERBICIDE PREPARATIONS CONTAINING ACETIC ACID (2,4-D) OR ITS SALTS OR ESTERS LB			VENEZ.....	321 712	360 762	INDIA.....	53 259	92 045
CANADA.....	3 593 202	3 599 061	ECUADOR.....	144 500	302 273	THAILND.....	154 326	261 630
MEXICO.....	53 266	72 419	PERU.....	161 965	996 561	MALAYSIA.....	68 973	330 945
CHILE.....	26 500	124 986	CHILE.....	37 636	236 930	SINGAPR.....	1 452 868	1 751 284
ARGENT.....	77 463	86 529	BRAZIL.....	344 630	218 640	CHINA M.....	227 618	365 126
BELGIUM.....	171 913	334 175	ARGENT.....	300 869	568 374	KOR REP.....	738 685	1 310 061
AUSTRAL.....	61 831	77 485	U KING.....	387 820	473 920	HG KONG.....	1 736 809	1 824 302
OTH CTY.....	105 168	213 769	METHLDS.....	1 330 761	1 163 340	CHINA T.....	116 557	234 207
TOTAL.....	4 089 343	4 508 424	BELGIUM.....	527 703	3 881 444	JAPAN.....	22 382 079	23 547 149
4868400 HERBICIDE PREPARATIONS CONTAINING METHANEARSONIC ACID OR ITS SALTS LB			FRANCE.....	40 393	516 242	AUSTRAL.....	1 914 169	3 836 489
SWITZLD.....	401 460	369 174	SWITZLD.....	23 936	622 098	N ZEAL.....	192 963	239 519
OTH CTY.....	174 793	143 908	ITALY.....	929 644	2 222 023	EGYPT.....	137 276	229 013
TOTAL.....	576 253	513 082	S ARAB.....	126 418	425 701	REP SAF.....	1 644 923	1 108 437
4868600 HERBICIDE PREPARATIONS, NSPF LB			THAILND.....	592 649	3 509 815	OTH CTY.....	239 546	390 232
CANADA.....	43 823 139	53 090 477	SINGAPR.....	7 583	74 932	TOTAL.....	64 274 217	105 392 324
MEXICO.....	1 689 381	8 827 155	PHIL R.....	69 078	88 288	4871510 ADIPIC ACID ESTERS OF MONOHYDRIC ALCOHOLS LB		
GUATMAL.....	430 660	2 017 770	KOR REP.....	13 223	73 785	CANADA.....	112 102	61 585
BELIZE.....	47 214	101 358	CHINA T.....	67 659	521 622	INDIA.....	131 040	117 936
SALVADR.....	309 610	723 980	JAPAN.....	1 366 768	14 241 426	JAPAN.....	1 717 513	1 456 146
HONDURA.....	423 771	1 115 459	AUSTRAL.....	548 666	1 574 339	OTH CTY.....	88 475	102 398
C RICA.....	889 238	2 812 836	REP SAF.....	138 033	355 616	TOTAL.....	2 049 130	1 738 065
PANAMA.....	484 626	1 152 889	OTH CTY.....	348 983	698 541	4871530 COMPLEX LINEAR POLYESTERS OF DIBASIC ACIDS AND POLYHYDRIC ALCOHOLS LB		
JAMAICA.....	183 015	165 902	TOTAL.....	12 770 800	41 916 434	CANADA.....	315 676	287 797
4870500 CYCLIC ORGANIC CHEMICAL COMPOUNDS, PHOTOGRAPHIC LB			CANADA.....	1 947 023	12 284 653	COLOMB.....	41 550	78 756
			MEXICO.....	187 574	5 228 342	FRANCE.....	40 950	92 347

FT446/Annual 1987

U.S. EXPORTS



Schedule B Commodity by Country

LIBRARY
BUREAU OF ECONOMIC SERVICE

UNIVERSITY OF CALIFORNIA
LIBRARY

37.


U.S. Department of Commerce
BUREAU OF THE CENSUS



FT446/Annual 1987

Issued September 1988

U.S. EXPORTS



Schedule B Commodity by Country

U.S. Department of Commerce
C. William Verity, Secretary
Donna F. Tuttle, Deputy Secretary
Robert Ortner, Under Secretary
for Economic Affairs

BUREAU OF THE CENSUS
John G. Keane, Director

Table 1. Schedule B Commodity by Country—Domestic Merchandise—Continued

(See "Explanation of Statistics" for information on coverage, valuation, security restrictions, sampling procedures, sources of error in the data, OTH CTY (other countries), and other definitions and features of the export statistics. The figure preceding Canada is the number in the sample for Canada. "SC" at the end of the alphabetic commodity description identifies "Special Category" commodities.)

Schedule B Commodity number, description, and unit of quantity			Schedule B Commodity number, description, and unit of quantity			Schedule B Commodity number, description, and unit of quantity		
Country of destination	Net quantity	Value (Dollars)	Country of destination	Net quantity	Value (Dollars)	Country of destination	Net quantity	Value (Dollars)
SCHEDULE 4. CHEMICALS AND RELATED PRODUCTS—Continued								
OTH CTY	22 985	107 961	INDNSIA	289 855	645 122	BELGIUM	2 388 898	8 008 110
TOTAL	2 220 743	9 911 482	PHIL R	127 117	270 881	FRANCE	825 649	1 988 845
4854500 EXPLOSIVE SUBSTANCES, NSPF			4854500 EXPLOSIVE SUBSTANCES, NSPF			4854500 EXPLOSIVE SUBSTANCES, NSPF		
		LB			LB			LB
CANADA	2 830 070	2 938 919	HG KONG	54 565	197 036	FR GERM	4 337 063	17 604 963
GUATMAL	14 640	67 947	CHINA T	373 907	1 713 867	CZECH	47 156	231 653
SALVADR	484 959	181 543	JAPAN	1 970 951	8 395 809	SWITZLD	51 085 848	70 259 163
BAHAMAS	547 006	155 583	AUSTRAL	601 954	2 462 429	SPAIN	48 677	110 400
CAYMAN	280 000	60 368	N ZEAL	291 838	839 166	ITALY	1 774 822	4 987 894
DOM REP	926 830	306 497	REP SAF	58 533	342 685	YUGOSLV	29 989	113 773
TRINID	10 636	128 642	OTH CTY	141 546	400 042	GREECE	237 722	711 180
COLOMB	151 123	314 890	TOTAL	35 321 388	75 330 799	BULGAR	859 408	3 039 824
VENEZ	34 734	432 072	4861200 HERBICIDES, ACETIC ACID (2,4-D) AND ITS SALTS			S ARAB	1 985 945	7 222 150
BRAZIL	6 447	256 057	AND ESTERS			INDIA	188 761	453 184
ARGENT	2 155	86 320	CANADA	6 337 188	4 031 103	SRI LKA	543 312	458 353
SWEDEN	48 837	181 760	HONDURA	108 802	86 371	THAILND	1 999 468	8 070 188
NORWAY	16 592	314 726	C RICA	95 598	71 689	MALAYSIA	5 446 785	17 830 825
U KING	324 521	1 628 979	DOM REP	175 543	118 128	INDNSIA	25 238	74 450
NETHLS	103 504	1 267 763	COLOMB	4 118 241	2 486 145	CHINA M	625 774	1 876 941
FRANCE	162 114	861 867	EQUADOR	127 804	124 455	KOR REP	246 099	810 595
FR GERM	67 669	116 702	NETHLS	5 468 638	3 525 065	HG KONG	958 593	2 640 925
ITALY	34 194	97 415	SINGAPR	358 300	283 601	CHINA T	1 738 641	6 160 788
GREECE	21 810	71 486	AUSTRAL	126 770	287 501	JAPAN	2 384 438	6 157 424
ISRAEL	971	68 333	OTH CTY	343 965	209 857	AUSTRAL	3 063 964	6 465 517
S ARAB	204 776	1 526 734	TOTAL	17 260 849	11 223 915	N ZEAL	96 365	254 102
INDIA	18 214	97 679	4861400 PLANT GROWTH REGULATORS			REP SAF	169 555	468 833
MALAYSIA	16 939	167 528	CANADA	1 800 565	6 517 461	OTH CTY	196 316	370 220
INDNSIA	660	204 000	MEXICO	153 582	1 579 198	TOTAL	120 432 084	240 929 185
BRUNEI	4 848	69 120	HONDURA	77 984	196 825	4862100 ALDRIN-TOXAPHENE GROUP OF INSECTICIDES		
PHIL R	262 481	462 674	C RICA	284 228	891 838			LB
KOR REP	3 326	162 510	★ PANAMA	260 928	362 436	GUATMAL	59 968	166 425
CHINA T	387 071	983 029	DOM REP	107 336	180 443	C RICA	39 169	112 812
JAPAN	666	83 499	COLOMB	714 272	10 377 698	COLOMB	22 140	68 654
AUSTRAL	837 316	1 505 072	VENEZ	278 275	4 202 847	PERU	50 037	120 185
EGYPT	9 692	96 030	EQUADOR	182 145	417 666	BRAZIL	228 453	394 258
ZAMBIA	283 244	333 810	PERU	31 356	306 962	ARGENT	293 044	785 996
OTH CTY	606 072	451 220	CHILE	242 610	2 224 719	FINLAND	26 400	77 716
TOTAL	8 704 117	15 680 774	BRAZIL	858 706	5 897 894	NETHLS	330 691	1 911 502
4862000 DITHIOCARBAMIC ACID AND SALTS			ARGENT	548 537	6 230 236	BELGIUM	43 200	99 864
		LB	U KING	122 794	2 830 477	ISRAEL	35 200	99 529
CANADA	1 183 719	1 155 985	IRELAND	107 612	445 500	INDIA	80 648	142 755
JAMAICA	245 920	311 316	NETHLS	3 045 458	19 554 761	PAKISTN	46 527	83 120
COLOMB	88 180	80 560	BELGIUM	286 713	1 830 088	THAILND	210 090	493 149
ARGENT	79 200	67 181	FRANCE	599 352	4 564 537	MALAYSIA	80 000	186 800
BELGIUM	2 610 179	5 725 625	FR GERM	42 097	257 973	SINGAPR	78 720	488 064
OTH CTY	152 795	134 282	SWITZLD	176 926	1 892 744	PHIL R	34 200	89 336
TOTAL	4 359 993	7 474 949	SPAIN	88 063	321 511	AUSTRAL	225 300	343 564
4864000 PENTACHLOROPHENOL			INDIA	8 784	85 348	REP SAF	71 898	132 840
		LB	THAILND	42 506	430 371	OTH CTY	121 211	223 783
CANADA	1 591 767	969 927	MALAYSIA	67 917	983 055	TOTAL	2 076 896	6 029 393
N ZEAL	106 275	60 585	INDNSIA	68 013	882 975	4862505 POLYCHLORINATED INSECTICIDES, UNMIXED NSPF		
REP SAF	121 269	75 572	PHIL R	31 849	368 832	INCL DICHLOROPHENYL TRICHLOROETHANE DDT		
OTH CTY	299 748	276 430	CHINA T	389 829	541 050			LB
TOTAL	2 119 059	1 382 514	JAPAN	537 350	1 339 197	CANADA	512 779	1 043 344
4869000 FUNGICIDES, UNMIXED, NSPF			AUSTRAL	708 673	5 365 107	MEXICO	302 013	767 987
		LB	N ZEAL	97 866	1 846 707	C RICA	380 955	667 008
CANADA	2 577 300	7 704 919	REP SAF	155 037	932 231	JAMAICA	44 532	113 681
MEXICO	946 432	5 005 315	OTH CTY	279 791	546 104	BRAZIL	1 954 620	3 255 589
GUATMAL	487 183	1 095 861	TOTAL	12 397 154	84 404 791	SPAIN	175 560	152 919
SALVADR	78 553	209 397	4861600 METHANEARSONIC ACID AND ITS SALTS			INDIA	65 866	206 574
HONDURA	39 971	61 445			LB	80 000	525 600	
C RICA	274 279	299 183	COLOMB	570 570	536 937	SINGAPR	62 271	174 842
PANAMA	54 895	62 461	BRAZIL	111 575	111 984	JAPAN	340 441	427 319
JAMAICA	105 006	146 781	AUSTRAL	263 697	334 706	OTH CTY	3 411 037	7 334 883
DOM REP	65 002	61 068	OTH CTY	141 235	106 814	TOTAL	3 919 037	9 348 863
COLOMB	611 180	2 094 822	TOTAL	1 087 077	1 090 441	4862600 METHYL PARATHION		
VENEZ	127 243	543 105	4861900 HERBICIDES, UNMIXED, INCL PLANT GROWTH					LB
EQUADOR	28 612	92 060	REGULATORS, NSPF			OTH CTY	53 074	55 277
PERU	11 969	64 605			LB	TOTAL	53 074	55 277
CHILE	14 760 552	990 472	CANADA	7 659 249	7 545 716	4862800 ORGANOPHOSPHORUS INSECTICIDES, UNMIXED, NSPF		
BRAZIL	2 163 653	5 519 437	MEXICO	1 712 289	3 805 211			LB
URUGUAY	114 153	336 975	GUATMAL	1 798 865	2 764 442	CANADA	1 827 639	3 578 555
ARGENT	112 392	747 752	SALVADR	357 126	609 086	MEXICO	950 800	3 705 199
SWEDEN	215 400	781 568	HONDURA	1 006 130	1 677 358	GUATMAL	95 665	199 251
U KING	677 624	2 173 953	C RICA	1 413 646	3 114 206	SALVADR	175 234	354 232
NETHLS	285 834	1 497 943	★ PANAMA	870 340	1 182 859	HONDURA	92 604	283 265
BELGIUM	4 415 528	14 248 543	JAMAICA	172 200	280 399	C RICA	912 349	1 708 838
FRANCE	213 472	2 480 715	DOM REP	645 850	693 210	★ PANAMA	50 671	68 432
FR GERM	1 327 517	2 593 963	BARRADO	245 291	267 308	DOM REP	44 092	117 947
SWITZLD	115 706	3 434 724	COLOMB	3 804 761	8 249 727	TRINID	151 711	127 998
SPAIN	179 318	563 312	VENEZ	3 915 415	7 605 984	COLOMB	1 926 950	5 289 475
ITALY	135 819	4 090 255	EQUADOR	1 496 228	2 118 728	VENEZ	1 486 900	4 111 396
ISRAEL	71 908	165 063	CHILE	5 661 577	482 255	EQUADOR	575 994	750 524
PAKISTN	39 859	91 518	BRAZIL	3 008 875	17 115 681	PERU	187 315	409 824
BNGLDSH	44 370	60 410	ARGENT	491 635	4 423 571	CHILE	374 182	937 249
THAILND	235 277	546 510	U KING	826 645	2 020 436	BRAZIL	3 254 942	5 570 383
MALAYSIA	14 514	206 731	NETHLS	491 876	13 903 693	ARGENT	335 963	851 370
SINGAPR	59 697	294 923				U KING	519 661	524 297
						NETHLS	465 895	1 659 999
						BELGIUM	392 886	896 594
						FRANCE	203 275	863 314

Table 1. Schedule B Commodity by Country—Domestic Merchandise—Continued

(See "Explanation of Statistics" for information on coverage, valuation, security restrictions, sampling procedures, sources of error in the data, OTH CTY (other countries), and other definitions and features of the export statistics. The figure preceding Canada is the number in the sample for Canada. "SC" at the end of the alphabetic commodity description identifies "Special Category" commodities)

Schedule B Commodity number, description, and unit of quantity			Schedule B Commodity number, description, and unit of quantity			Schedule B Commodity number, description, and unit of quantity		
Country of destination	Net quantity	Value (Dollars)	Country of destination	Net quantity	Value (Dollars)	Country of destination	Net quantity	Value (Dollars)
SCHEDULE 4. CHEMICALS AND RELATED PRODUCTS—Continued								
FR GERM.....	1 571 920	3 545 832	INDONESIA.....	1 653 669	11 521 053	SWEDEN.....	8 917	80 586
HUNGARY.....	299 469	583 549	PHIL R.....	495 708	2 165 903	FINLAND.....	8 040	61 205
SWITZLD.....	4 844 019	11 046 554	CHINA M.....	505 818	2 326 052	U KING.....	14 335	82 826
SPAIN.....	88 499	259 692	KOR REP.....	1 020 404	6 571 927	NETHLS.....	81 727	139 506
ITALY.....	300 525	2 202 659	HG KONG.....	737 764	3 581 925	FRANCE.....	21 525	187 501
YUGOSLV.....	213 675	356 016	CHINA T.....	1 240 360	7 174 232	FR GERM.....	13 139	64 651
GREECE.....	203 846	522 271	JAPAN.....	3 806 287	17 921 069	HUNGARY.....	26 554	447 757
ISRAEL.....	65 531	81 300	AUSTRAL.....	384 912	1 018 066	ITALY.....	1 302 539	566 538
JORDAN.....	9 440	63 600	NEW GUI.....	370 925	272 580	ISRAEL.....	43 052	166 012
S ARAB.....	23 600	159 900	N ZEAL.....	11 742	72 145	S ARAB.....	99 090	359 244
INDIA.....	152 338	768 280	MOROC.....	915 883	489 610	HG KONG.....	37 871	94 825
PAKISTN.....	39 468	116 340	TUNISIA.....	102 222	63 400	CHINA T.....	97 200	248 615
THAILND.....	127 493	118 702	EGYPT.....	603 012	2 121 974	JAPAN.....	125 078	266 794
MALAYSA.....	44 813	126 706	SENEGAL.....	31 208	116 800	AUSTRAL.....	174 677	682 341
SINGAPR.....	1 013 352	3 585 571	IVY CST.....	946 462	1 385 837	SUDAN.....	81 400	65 600
INDNSIA.....	42 682	142 629	GHANA.....	153 714	275 411	REP SAF.....	52 115	216 840
PHIL R.....	809 970	786 030	TOGO.....	137 432	372 717	OTH CTY.....	351 376	792 879
KOR REP.....	468 972	1 978 643	BURKINA.....	347 891	196 836	TOTAL.....	5 943 267	8 368 539
CHINA T.....	778 176	1 877 592	ANGOLA.....	200 000	186 150			
JAPAN.....	4 179 454	28 783 225	O W AF.....	24 672	135 828			
AUSTRAL.....	939 822	2 814 467	KENYA.....	388 524	1 871 440			
N ZEAL.....	171 096	617 114	REP SAF.....	387 124	1 853 595			
SENEGAL.....	306 989	377 299	OTH CTY.....	137 382	216 729			
MAJI.....	85 530	106 433	TOTAL.....	45 700 435	189 460 140			
GAMBIA.....	199 515	245 405						
CHAD.....	243 454	299 448	4863200 METHYLBROMIDE.....		LB			
REP SAF.....	669 844	624 340	CANADA.....	144 768	113 845	486200 CHLORINATED HYDROCARBON PREPARATIONS (INCL DDT PREPARATIONS).....		LB
ZMBABWE.....	34 100	136 400	MEXICO.....	1 418 127	940 299	CANADA.....	112 708	163 040
OTH CTY.....	271 751	522 269	GUATMAL.....	102 709	98 375	MEXICO.....	206 528	284 901
TOTAL.....	32 225 071	94 775 340	SALVADR.....	217 636	238 574	GUATMAL.....	8 004	88 206
			COLOMB.....	65 664	71 548	PANAMA.....	17 420	78 755
			CHILE.....	379 321	396 370	BAHAMAS.....	72 365	65 518
4862900 INSECTICIDES, UNMIXED, NSPF.....		LB	BRAZIL.....	1 730 501	1 535 439	JAMAICA.....	32 948	84 966
CANADA.....	1 900 811	3 579 323	NETHLS.....	505 330	619 476	DOM REP.....	33 279	71 866
MEXICO.....	2 628 570	6 862 682	BELGIUM.....	1 064 602	601 454	COLOMB.....	606 724	1 510 271
GUATMAL.....	682 556	1 826 603	PORTUGL.....	82 500	73 475	ECUADOR.....	66 155	61 154
BELIZE.....	59 309	99 189	ITALY.....	792 675	441 350	IVY CST.....	24 480	65 232
SALVADR.....	138 703	496 687	GREECE.....	311 040	257 852	OTH CTY.....	128 056	236 067
HONDURA.....	315 026	481 087	JORDAN.....	170 637	141 457	TOTAL.....	1 308 667	2 709 976
C RICA.....	742 501	3 490 903	S ARAB.....	93 312	77 355			
PANAMA.....	176 548	1 106 176	INDIA.....	197 968	316 838	486400 METHYL PARATHION PREPARATIONS.....		LB
BAHAMAS.....	53 423	144 683	THAILND.....	418 820	378 980	CANADA.....	119 788	115 476
JAMAICA.....	175 082	234 843	KOR REP.....	272 826	267 287	CHILE.....	141 007	166 857
CAYMAN.....	29 441	220 069	JAPAN.....	957 645	603 462	OTH CTY.....	63 847	64 761
HAITI.....	39 738	79 089	AUSTRAL.....	158 375	98 770	TOTAL.....	324 642	347 094
DOM REP.....	352 214	583 938	N ZEAL.....	86 056	72 157			
LW WW I.....	1 206 445	1 678 814	REP SAF.....	652 376	535 892	486600 ORGANOPHOSPHORUS-CONTAINING PREPARATIONS, NSPF.....		LR
TRINID.....	34 066	141 484	ZMBABWE.....	527 835	407 102	CANADA.....	1 319 078	3 125 729
F W IND.....	219 134	231 334	OTH CTY.....	539 813	481 678	MEXICO.....	407 144	867 743
COLOMB.....	1 154 036	6 830 572	TOTAL.....	10 890 536	8 769 035	HONDURA.....	246 227	542 400
VENEZ.....	864 878	5 711 470				C RICA.....	219 691	412 477
SURINAM.....	129 945	89 340	4863400 FUMIGANTS, UNMIXED, NSPF.....		LB	PANAMA.....	52 994	137 995
ECUADOR.....	814 712	1 584 834	CANADA.....	3 039 654	2 083 793	JAMAICA.....	192 810	425 110
PERU.....	451 239	2 237 855	MEXICO.....	232 709	164 482	DOM REP.....	55 584	151 950
CHILE.....	340 102	516 133	NETHLS.....	381 645	337 446	COLOMB.....	76 646	287 622
BRAZIL.....	2 517 256	14 747 273	PHIL R.....	633 904	301 713	ECUADOR.....	173 608	327 382
PARAGUA.....	84 418	174 984	KOR REP.....	69 960	79 100	PERU.....	50 426	277 073
URUGUAY.....	145 464	675 044	JAPAN.....	7 485 806	5 018 037	CHILE.....	1 014 608	2 044 514
ARGENT.....	543 766	2 511 767	OTH CTY.....	123 890	145 163	BRAZIL.....	213 730	1 597 900
SWEDEN.....	15 023	60 940	TOTAL.....	11 967 568	8 129 734	URUGUAY.....	95 094	206 639
NORWAY.....	20 520	61 340				ARGENT.....	156 140	354 324
U KING.....	1 733 504	17 744 173	4863900 PESTICIDES NSPF INCL RODENTICIDES AND INSECT ATTRACTANTS AND REPELLENTS.....		LB	U KING.....	143 938	933 648
NETHLS.....	1 422 170	13 234 413	CANADA.....	448 069	912 610	NETHLS.....	92 875	241 357
BELGIUM.....	2 937 688	9 185 425	MEXICO.....	416 402	660 992	BELGIUM.....	774 135	2 786 392
FRANCE.....	725 429	1 764 403	SALVADR.....	36 214	116 121	FRANCE.....	1 990 772	5 040 418
FR GERM.....	1 896 760	6 255 855	JAMAICA.....	18 462	70 000	SWITZLD.....	551 088	1 948 523
AUSTRIA.....	38 581	281 800	COLOMB.....	1 662	73 396	SPAIN.....	215 771	1 304 660
CZECHO.....	18 500	69 672	BRAZIL.....	79 047	120 479	PORTUGL.....	21 237	187 220
POLAND.....	133 334	815 000	U KING.....	37 518	73 091	ITALY.....	284 336	1 177 126
USSR.....	366 669	2 926 000	FR GERM.....	8 936	75 406	GREECE.....	130 233	395 541
SPAIN.....	233 007	1 426 625	TURKEY.....	2 238	76 000	ISRAEL.....	8 580	70 512
ITALY.....	689 716	719 019	MALAYSA.....	38 195	126 552	S ARAB.....	12 211	126 094
YUGOSLV.....	66 138	630 000	AUSTRAL.....	25 308	116 341	INDIA.....	121 253	501 895
GREECE.....	660 651	851 241	OTH CTY.....	143 387	375 077	PAKISTN.....	6 084 190	6 041 232
ROMANIA.....	376 500	2 325 000	TOTAL.....	1 255 438	2 796 065	SRI LKA.....	2 740 858	2 689 892
TURKEY.....	264 149	857 189				THAILND.....	343 022	617 863
CYPRUS.....	47 086	73 714	486500 PESTICIDES, REPELLENTS, FUMIGANTS & RODENTICIDES, HOUSEHOLD & INDUSTRIAL.....		LB	MALAYSA.....	177 780	495 520
LEBANON.....	5 685	84 525	CANADA.....	2 621 740	2 176 876	INDONESIA.....	56 573	228 633
ISRAEL.....	198 976	947 651	MEXICO.....	264 969	777 319	PHIL R.....	2 451 801	1 551 662
JORDAN.....	88 595	94 880	GUATMAL.....	38 954	95 937	KOR REP.....	244 795	750 775
S ARAB.....	146 394	160 727	C RICA.....	71 682	186 360	HG KONG.....	38 890	79 833
ARAB EM.....	28 198	137 438	COLOMB.....	35 850	88 182	CHINA T.....	268 420	673 916
INDIA.....	1 029 705	4 274 350	VENEZ.....	10 714	79 183	JAPAN.....	157 661	1 416 096
PAKISTN.....	143 370	1 166 456	ECUADOR.....	288 037	247 803	AUSTRAL.....	193 679	625 065
BNGLOSH.....	686 867	634 486	BRAZIL.....	36 706	108 823	N ZEAL.....	118 371	519 574
SRI LKA.....	18 968	80 060	ARGENT.....	35 980	84 336	ALGERIA.....	30 288	63 180
THAILND.....	791 434	3 140 920				EGYPT.....	3 260	81 270
MALAYSA.....	491 014	1 144 920				IVY CST.....	183 072	451 717
SINGAPR.....	23 306	65 320				KENYA.....	22 047	133 160
						REP SAF.....	127 591	430 721
						ZMBABWE.....	33 070	235 425
						OTH CTY.....	178 098	485 760
						TOTAL.....	22 074 015	43 043 539

Table 1. Schedule B Commodity by Country—Domestic Merchandise—Continued

(See "Explanation of Statistics" for information on coverage, valuation, security restrictions, sampling procedures, sources of error in the data, OTH CTY (other countries), and other definitions and features of the export statistics. The figure preceding Canada is the number in the sample for Canada. "SC" at the end of the alphabetic commodity description identifies "Special Category" commodities.)

Schedule B Commodity number, description, and unit of quantity			Schedule B Commodity number, description, and unit of quantity			Schedule B Commodity number, description, and unit of quantity		
Country of destination	Net quantity	Value (Dollars)	Country of destination	Net quantity	Value (Dollars)	Country of destination	Net quantity	Value (Dollars)
SCHEDULE 4. CHEMICALS AND RELATED PRODUCTS—Continued								
4866900 INSECTICIDE PREPARATIONS, NSPF		LB	HONDURA	1 918 185	2 587 325	CHILE	650 165	1 044 706
CANADA	3 024 367	9 100 450	C RICA	2 275 380	3 479 664	BRAZIL	2 189 029	11 189 781
MEXICO	1 207 574	4 011 660	PANAMA	240 084	721 795	URUGUAY	86 686	349 139
GUATMAL	455 030	1 308 990	BAHAMAS	137 959	270 117	ARGENT	7 710 791	12 718 283
SALVADR	163 276	956 764	JAMAICA	362 075	558 409	SWEDEN	87 850	618 041
HONDURA	755 005	1 219 341	DOM REP	191 973	427 252	FINLAND	87 670	80 218
C RICA	290 254	701 861	LW WW I	31 411	237 721	DENMARK	983 545	6 110 028
BAHAMAS	79 795	240 828	TRINID	36 348	89 071	U KING	1 544 638	4 259 060
JAMAICA	88 199	191 875	F W IND	26 217	177 856	NETHLS	4 734 252	14 608 582
DOM REP	121 497	384 179	COLOMB	4 528 118	4 653 241	BELGIUM	28 078 573	72 840 518
BARBADO	34 430	73 678	VENEZ	256 906	573 405	FRANCE	4 133 484	12 023 388
TRINID	108 545	96 686	ECUADOR	234 316	425 854	FR GERM	232 395	1 151 580
COLOMB	524 638	3 347 449	PERU	339 680	519 673	SWITZLD	1 779 980	7 064 540
VENEZ	697 901	3 792 745	CHILE	2 075 335	2 630 121	USSR	1 181 630	1 975 000
ECUADOR	604 946	1 152 265	BRAZIL	315 635	1 956 132	SPAIN	765 278	1 528 717
PERU	431 992	1 081 497	URUGUAY	290 120	336 196	PORTUGL	246 550	440 623
CHILE	326 993	1 039 823	ARGENT	246 230	512 764	ITALY	3 496 916	6 436 293
BRAZIL	60 750	100 983	U KING	1 718 694	1 575 866	YUGOSLV	273 661	1 138 412
PARAGUA	63 906	185 731	NETHLS	67 580	106 951	GREECE	123 611	407 572
ARGENT	1 024 295	3 960 424	BELGIUM	7 272 372	26 608 007	BULGAR	313 283	664 774
U KING	882 433	1 917 784	FRANCE	1 570 048	17 423 022	ISRAEL	301 414	1 759 286
NETHLS	114 493	204 619	HUNGARY	55 202	64 040	JORDAN	24 255	85 817
BELGIUM	2 738 117	5 797 883	SWITZLD	16 947	168 470	S ARAB	153 120	723 755
FRANCE	792 295	1 879 533	USSR	393 607	1 761 216	BNGLDSD	20 659	115 960
FR GERM	584 128	1 457 280	SPAIN	54 783	61 087	SRI LKA	269 075	287 150
CZECHO	33 973	166 890	ITALY	308 454	373 015	THAILND	1 062 805	3 950 053
HUNGARY	45 128	233 358	GREECE	369 311	474 291	MALAYSA	1 181 210	2 682 634
SWITZLD	40 116	93 524	TURKEY	3 000	91 200	SINGAPR	4 439 876	17 750 168
SPAIN	67 404	127 525	ISRAEL	199 899	364 748	INDNSIA	138 838	348 123
PORTUGL	17 353	68 198	S ARAB	95 104	483 750	PHIL R	697 906	1 410 088
ITALY	257 750	595 418	THAILND	821 811	974 704	CHINA M	2 640 579	5 876 382
GREECE	38 536	189 571	MALAYSA	182 642	631 775	KOR REP	5 160 420	4 873 083
BULGAR	223 832	1 462 351	SINGAPR	125 108	275 848	HG KONG	8 956 442	26 426 962
TURKEY	2 039 271	5 998 316	INDNSIA	51 179	206 392	CHINA T	1 816 863	3 502 474
ISRAEL	716 734	1 526 310	BRUNEI	5 840	95 200	JAPAN	11 059 060	52 777 535
S ARAB	77 129	722 837	PHIL R	799 173	1 343 836	AUSTRAL	6 635 039	23 501 118
THAILND	251 306	1 040 501	CHINA M	114 809	293 323	N ZEAL	1 342 695	4 249 892
MALAYSA	37 940	175 269	KOR REP	540 550	1 330 077	KENYA	173 720	437 734
INDNSIA	80 502	693 398	HG KONG	46 297	126 029	REP SAF	3 440 617	9 360 330
PHIL R	624 656	623 374	CHINA T	920 011	1 148 939	OTH CTY	204 862	362 013
CHINA M	1 198 909	2 909 602	JAPAN	1 246 611	10 890 455	TOTAL	156 608 452	417 153 423
KOR REP	159 685	719 828	AUSTRAL	742 681	2 181 694			
CHINA T	384 820	1 237 981	NEW GUI	61 508	71 326			
JAPAN	342 732	1 428 781	N ZEAL	656 805	963 703			
AUSTRAL	412 528	3 026 746	EGYPT	116 744	70 320			
NEW GUI	76 600	92 360	CAMROON	623 308	1 250 176			
MOROCC	34 560	71 326	ETHIOP	63 638	67 915			
EGYPT	936 955	8 736 181	KENYA	958 305	1 921 155			
SENEGAL	195 395	311 118	TZANIA	2 864 913	2 920 327			
KENYA	71 192	147 822	REP SAF	847 106	2 728 786			
REP SAF	1 758 634	4 593 414	OTH CTY	259 404	424 082			
ZIMBABWE	52 931	192 951	TOTAL	40 937 237	106 943 016			
OTH CTY	284 240	471 028						
TOTAL	25 635 670	81 860 306						
4867200 FUNGICIDE PREPARATIONS CONTAINING DITHIOCARBAMIC ACID OR ITS SALTS		LB	4868200 HERBICIDE PREPARATIONS CONTAINING ACETIC ACID (2,4-D) OR ITS SALTS OR ESTERS		LB	4869500 PESTICIDE PREPARATIONS, NSPF INCL FUMIGANTS, PLANT GROWTH REGULATORS, ETC		LB
CANADA	2 852 005	2 874 974	CANADA	8 467 184	8 655 583	CANADA	1 335 746	3 169 493
MEXICO	149 831	187 497	MEXICO	73 615	87 867	MEXICO	1 013 213	968 387
BELIZE	104 856	113 266	BELGIUM	95 941	84 650	GUATMAL	164 604	514 054
HONDURA	599 157	860 762	SWITZLD	50 525	60 984	HONDURA	367 540	294 163
C RICA	474 742	762 750	OTH CTY	51 894	137 217	C RICA	361 208	722 788
PANAMA	2 201 459	4 037 131	TOTAL	8 739 159	9 026 301	★ PANAMA	129 974	206 030
DOM REP	125 339	157 133	4868400 HERBICIDE PREPARATIONS CONTAINING METHANEARSONIC ACID OR ITS SALTS		LB	BERMUDA	127 687	71 352
VENEZ	131 343	82 875	MEXICO	95 016	77 818	BAHAMAS	46 325	98 016
SURINAM	38 522	83 476	ECUADOR	221 737	77 200	JAMAICA	180 212	311 343
ECUADOR	98 822	221 033	OTH CTY	140 128	107 220	DOM REP	55 911	144 116
ARGENT	222 685	207 500	TOTAL	456 881	262 238	BARBADO	51 594	109 743
SRI LKA	76 066	64 715	4868900 HERBICIDE PREPARATIONS, NSPF		LB	TRINID	297 207	291 713
THAILND	345 990	278 606	CANADA	36 927 008	66 382 024	COLOMB	225 936	736 199
MALAYSA	69 436	69 435	MEXICO	1 624 758	5 907 766	VENEZ	179 114	795 890
INDNSIA	1 250 014	1 280 198	GUATMAL	200 954	322 435	ECUADOR	102 022	268 808
PHIL R	121 257	121 271	SALVADR	148 440	598 926	PERU	225 763	1 557 907
KOR REP	1 088 069	1 215 883	HONDURA	188 951	918 180	CHILE	96 370	465 575
HG KONG	42 664	61 135	C RICA	1 362 313	4 082 739	BRAZIL	19 370	74 070
CHINA T	207 683	227 188	★ PANAMA	538 671	1 122 140	PARAGUA	3 390	106 633
JAPAN	273 600	672 480	JAMAICA	151 384	214 979	ARGENT	305 568	979 359
AUSTRAL	436 842	368 280	DOM REP	430 111	1 121 623	U KING	108 608	400 362
N ZEAL	131 028	65 455	BARBADO	27 648	115 362	NETHLS	734 608	964 602
OTH CTY	184 184	201 262	TRINID	154 252	294 766	BELGIUM	815 426	5 233 946
TOTAL	11 225 594	14 214 305	F W IND	3 400	70 597	FRANCE	146 096	2 589 436
			COLOMB	1 537 997	4 438 936	FR GERM	44 439	162 958
			VENEZ	3 125 307	11 352 406	SWITZLD	25 464	513 699
			SURINAM	163 970	178 264	SPAIN	33 263	121 011
			ECUADOR	1 262 605	2 074 255	ITALY	47 435	1 215 140
			PERU	276 383	737 330	NETHLS	11 030	106 500
			BOLIVIA	64 808	87 911	S ARAB	82 634	357 067
						QATAR	40 301	68 608
						THAILND	783 832	4 646 174
						SINGAPR	103 831	22 898
						INDNSIA	89 950	516 483
						PHIL R	42 078	91 749
						KOR REP	40 936	376 660
						HG KONG	24 592	117 433
						JAPAN	1 421 862	9 404 589
						AUSTRAL	659 814	1 987 757
						N ZEAL	58 949	106 725
						NIGERIA	34 175	136 413
						SOMALIA	128 555	117 000
						REP SAF	452 395	1 253 395